City of Moorpark

Operating and Capital Improvement Projects Budget

Fiscal Year 2023-2024

On the cover:

- *Beautiful Sunset from Miller Park*
- *Princeton Avenue Widening project*

City of Moorpark
Fiscal Year 2023/24
Adopted Operating and Capital Improvement Budget
Table of Contents

Page

Directory of City Officials 1

City Manager's Budget Message 3

City Profile
- About the City 18
- Statistical/Demographic Information 20
- Peer Budget Comparison 23
- Regional Map 24
- Organization Chart 25
- Moorpark City Council Goals 26

Budget Users Guide
- Budget Calendar and Process 32
- Budgetary Fund Structure 33
- Basis of Accounting/Budgeting 34
- Major General Fund Revenue Sources 39
- Basis of Assumptions Summary 40
- Fund Definitions and Authorized Uses 42

Budget Summaries
- Budget Summary by Fund 46
- Estimated Annual Fund Surplus (Deficit) 50
- Revenue Summary 65
- Expenditure Summary 99
- Interfund Transfers 106

Operating Budget Detail by Department

City Council 109
City Manager's Office 113
- City Manager's Office 114
- Public Information and Legislative Affairs 117
- City Clerk 120

City Attorney 125
Public Safety 129
Finance/Administrative Services 135
- Fiscal and Budget Services 137
- Human Resources 142

City of Moorpark
Fiscal Year 2023/24
Adopted Operating and Capital Improvement Budget
Table of Contents

Page

Information Systems....146
Successor Agency to Redevelopment Agency....151
Central Services....154
Non-Departmental....157
Community Development Department....161
Community Development Administration....163
Planning....167
Building and Safety....170
Code Compliance....172
City Housing....175
Successor Housing Agency to the Redevelopment Agency....178
Economic Development....180
Public Works Department....183
Public Works Administration....185
Crossing Guards....188
Parking Enforcement....192
Engineering....205
NPDES – Stormwater Management....200
Street Maintenance....205
Street Lighting....211
Public Transit....213
Animal and Vector Control....218
Parks, Recreation & Community Services Department....223
Parks, Recreation & Community Services Administration....226
Active Adult Center....230
Arts....235
Recreation....237
Library....245
Emergency Management....249
Solid Waste and Recycling....253
Facilities....257
Property Management....272
Park Maintenance / Improvement....285
Open Space Maintenance....302
Moorpark Watershed, Parks, Recreation and Conservation Authority....304
Lighting & Landscaping Maintenance Assessment Districts....306
Capital Acquisition....339

City of Moorpark
Fiscal Year 2023/24
Adopted Operating and Capital Improvement Budget
Table of Contents

Page

Capital Improvement Projects

Capital Improvement Project Summary....347
Capital Improvement Budget Detail including Funding Sources....361
Congestion Management Program....417
Public Works Potential Projects....421
Parks, Recreation and Community Services Potential Projects....428
Public Works Completed Projects....437
Parks, Recreation & Community Services Completed Projects....463

Appendices

Budget Staff Reports and Resolutions....480
Ten Year Budgeted Position Schedule and Chart....499
Classification and Salary Schedule....503
Position Control....507
Staff/Cost Allocation....511
Financial Policies....517
Direct and Overlapping Debt....571
Budget Glossary....573
Budget Acronyms & Abbreviations....579


MOORPARK CALIFORNIA
INCORPORATED JULY 1 1983

CITY OF MOORPARK

OPERATING
AND
CAPITAL IMPROVEMENT PROJECTS BUDGET

FISCAL YEAR 2023-2024

DIRECTORY OF CITY OFFICIALS

CITY COUNCIL

Chris Enegren, Mayor

Dr. Antonio Castro Renee Delgado Daniel Groff, Mayor Pro Tem Tom Means

CITY MANAGEMENT STAFF

Troy Brown, City Manager
Pannie Gagajena, Assistant City Manager
Carlene Saxton, Community Development Director
Daniel Kim, City Engineer/Public Works Director
Jeremy Laurentowski, Parks and Recreation Director
Yolanda Cunning, Finance/Administrative Services Director

Honorable City Council

Mayor
Chris Enegren

Councilmember
Dr. Antonio Castro

Councilmember
Renee Delgado

Councilmember
Daniel Groff

Councilmember
Tom Means

City Manager's Budget Message

June 21, 2023

Honorable Mayor and City council:

I am pleased to present the proposed City of Moorpark Fiscal Year (FY) 2023/24 Annual Operating and Capital Improvements Project Budget. As the City reaches 40 years of cityhood this year, we find ourselves at a turning point in our history. With many long-anticipated City Capital Improvement projects now underway and several others nearing completion of the design phase, we will be facing lower fund balances across many funds requiring us to think strategically about where we place our limited resources.

As a result of our efforts to invest in our infrastructure, Moorpark is viewed very positively through the eyes of private investors. Hundreds of millions of dollars in private investment are currently underway funding projects that will provide opportunities for advancement of residents. Investment in the City to support housing is evidenced by Hitch Ranch, High Street Depot, Vendra Gardens, and other projects that will bring a variety of housing opportunities for current and future residents while simultaneously enhancing the City's infrastructure by adding miles of roads, sidewalks, trails, and landscaping.

It is important for the City to stay ahead of the service demands that are certain to increase as a result of the commercial and residential development occurring. We will need to pave roads and provide police and recreation services, while simultaneously meeting the day-to-day needs of residents and businesses. All of this will occur in an uncertain economic environment which is contracting and fending off a potential recession.

In order for the City to continue meeting the needs of residents and businesses, we must invest in people. The proposed FY 2023/24 Operating Budget is the manifestation of this and represents ***a strategic investment in our people*** in a manner that allows us to meet tomorrow's needs.

BUDGET OVERVIEW

The proposed FY 2023/24 Operating Budget and Capital Improvement Budget appropriates $67.1 million in expenditures across all funds. This total expense is approximately $19 million more than was budgeted in FY 2022/23 with the largest expenses impacting Special Revenue Funds for Capital Improvement Projects. Overall, we should expect the citywide fund balance to decrease substantially as the Princeton Avenue Improvement Project and City Hall relocation project near completion. Moving forward, the City will have fewer resources for capital improvement projects. As such, the ability to initiate new capital projects will be very limited. Rather, the future focus of the City will be to replenish its fund balances through new development which is the primary source of revenue for many capital projects. The table below depicts City surplus amounts of General Fund and non-General Fund sources through FY 2022/23.

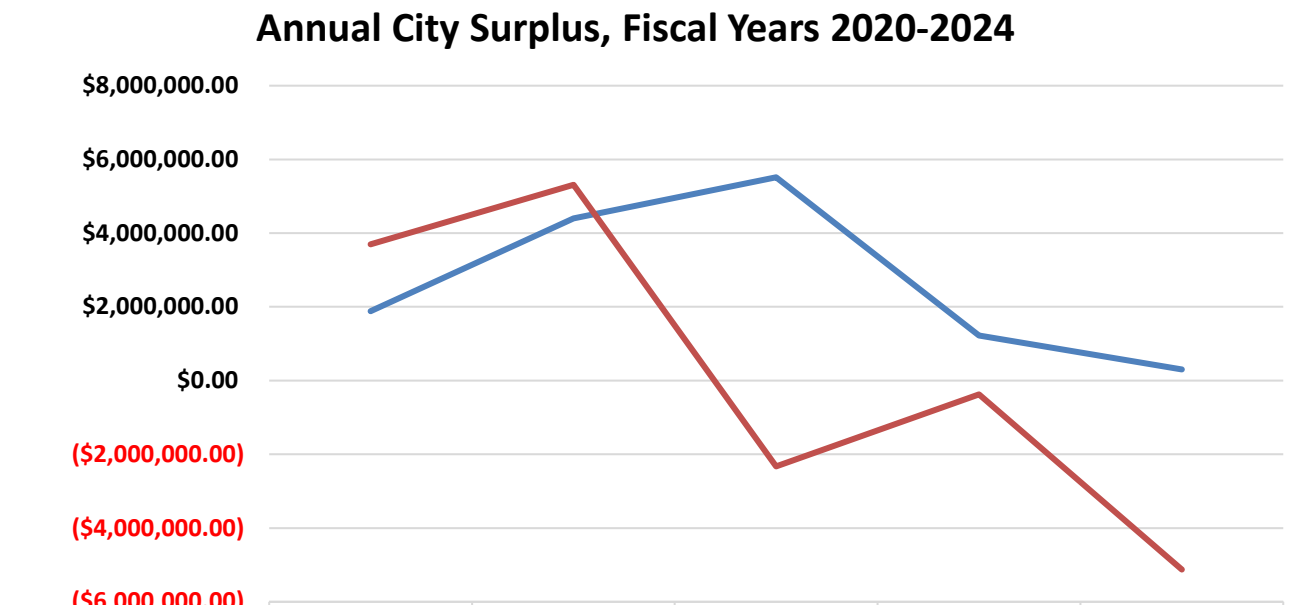

	2019-20 Actual	2020-21 Actual	2021-22 Actual	2022/23 Estimate	2023-24 Adopted
GF Surplus	$1,879,592.79	$4,396,289.05	$5,514,942.78	$1,223,048.14	$302,717.78
Total City Surplus	$3,700,772.94	$5,311,973.53	$(2,323,396.30)	$(371,293.83)	$(5,125,524.96)

Shifting to the General Fund, the proposed budget anticipates approximately $22 million in expenses and is *balanced*. When compared to FY 2022/23, this represents a modest 2% increase in total expenditures.

While the modest increase is responsible budgeting given the current economic environment, it is important to remember that as a contract city which relies on private industry to provide many services, our operating expenses are increasing at unprecedented rates due to cost escalations resulting from the extraordinary high inflationary drivers which are reflected in the Consumer Price Index, shown in the chart below.

Chart 1. Over-the-year percentage change in CPI-U,
Los Angeles-Long Beach-Anaheim, CA
April 2020 – April 2023

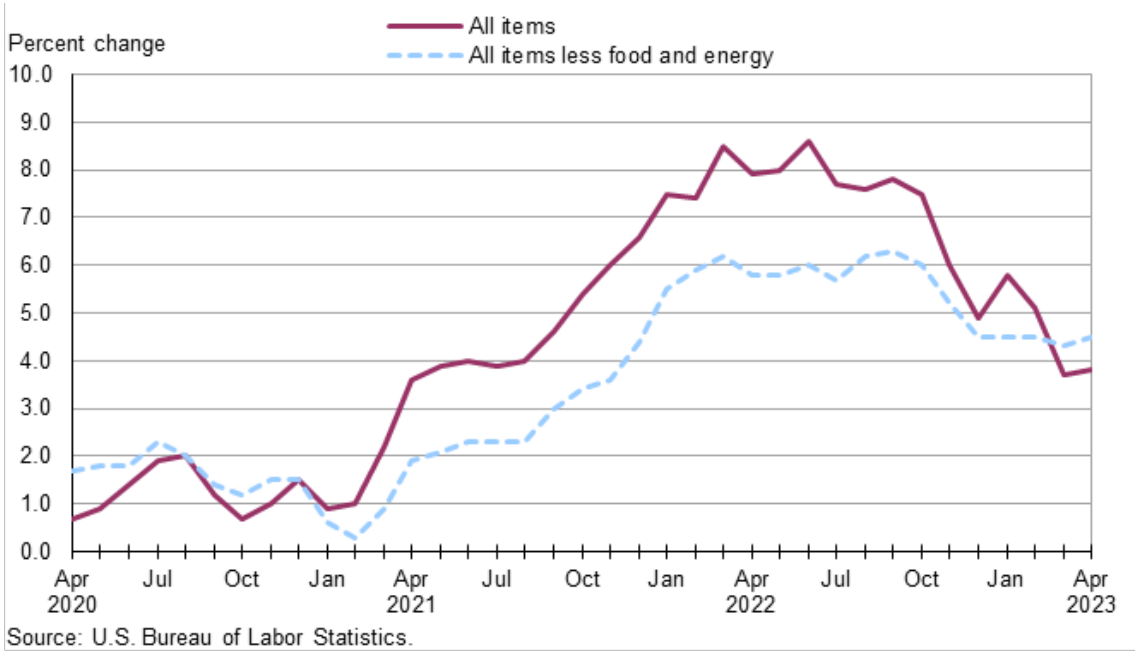

In analyzing the FY 2022/23 budget, revenues from property taxes represent 40% of total General Fund sources and are budgeted at $9.2 million including $4.4 million in Vehicle License Fee backfill. Property taxes have been a steady source of revenue for the City since recovering from the subprime mortgage crisis of 2009. This is the result of property values in the City remaining strong, coupled with the recapturing of revenues lost through Proposition 8 reductions following the housing crisis.

Although property taxes are maintaining their viability, the City has not issued many new residential building permits over the past several years; therefore, little expansion to the property tax base is occurring. The growth we see in property taxes is largely attributable to the strength of valuations and the Proposition 13 induced cap on growth of no more than 2%.

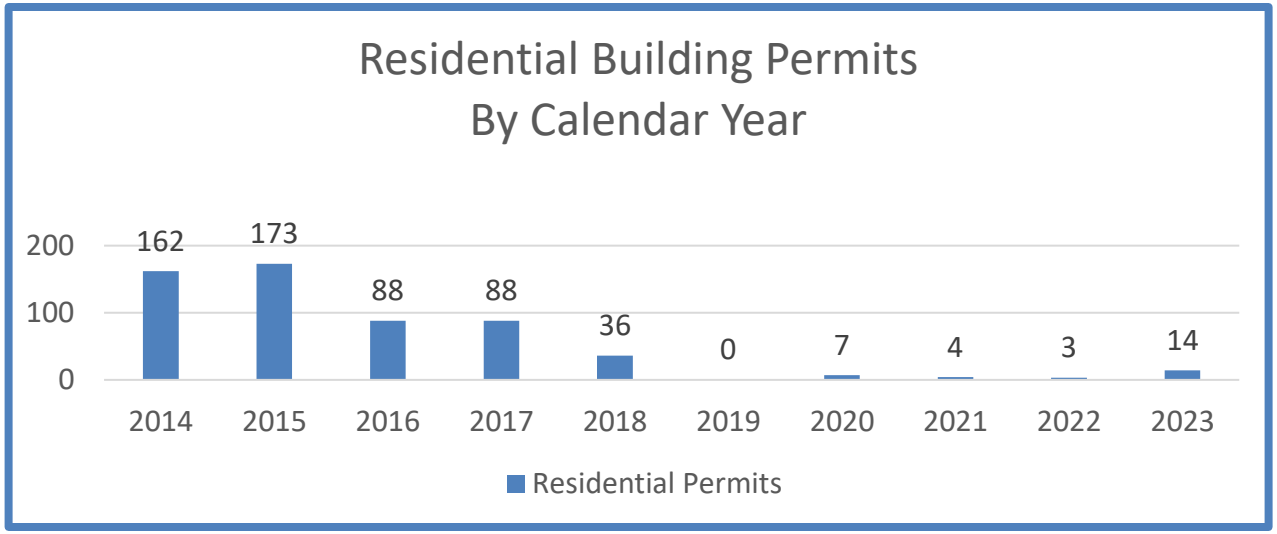

In the proposed FY 2023/24 budget, sales taxes are budgeted at $5.3 million, which is equivalent to FY 2022/23 projections. Sales taxes are more sensitive to economic conditions and fluctuate greatly on a year over year basis. Moorpark's sales tax portfolio does not rely on large sectors such as auto and retail malls to generate significant resources for the City. Having significant business in these sectors can provide extensive resources; however, having a heavily weighted sales tax portfolio in one sector can also result in major expenditure reductions when that sector does not perform as expected due to changing consumer habits.

Rather, the City's sales tax portfolio is balanced with General Consumer Goods making up the largest portion of sales taxes, followed by funds received from County and State Pools, restaurants, and hotels.

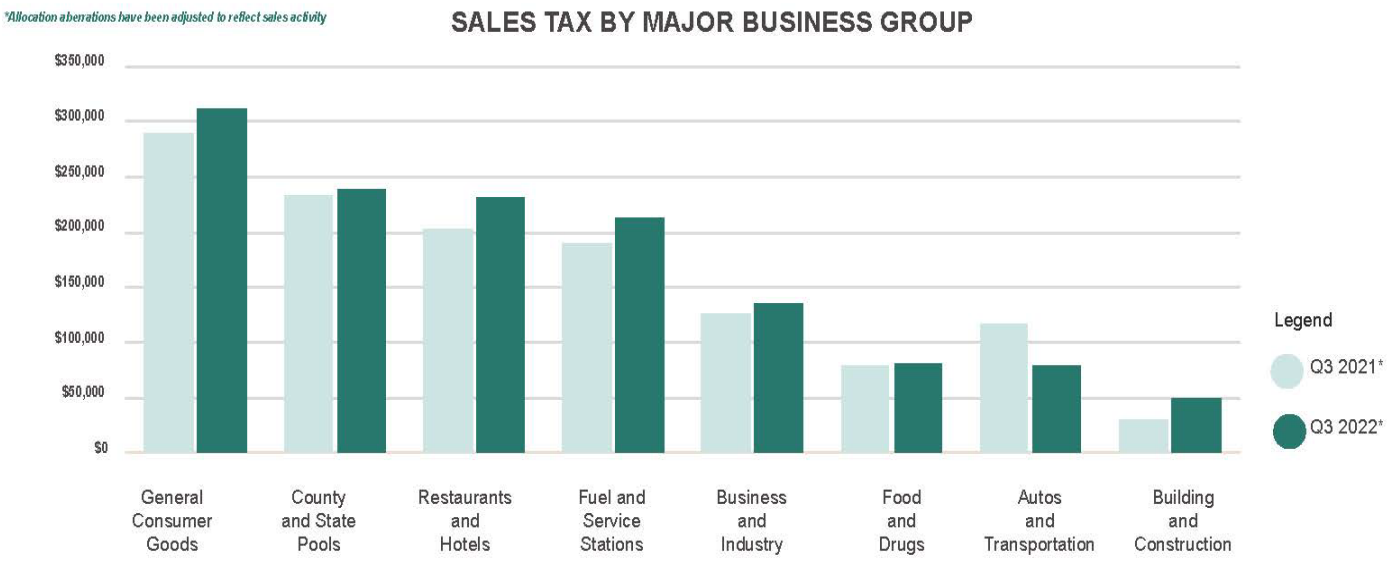

Source: HdL, City of Moorpark 2022 Fourth Quarter Sales Tax Newsletter

Revenues from sales taxes, when taken together with property taxes represent a combined total of 64% of General Fund revenues. These revenues are monitored closely, and efforts must be expended to expand on these sectors. This can be accomplished by doubling down on our business attraction, retention, and expansion efforts, as well as ensuring a robust stock of new housing starts to come online. The proposed budget contains resources in both areas to ensure aggressive steps are being taken on both of the aforementioned revenue fronts.

The chart on the following page depicts major revenue sources for the proposed FY 2023/24 Operating and Capital Improvements Budget.

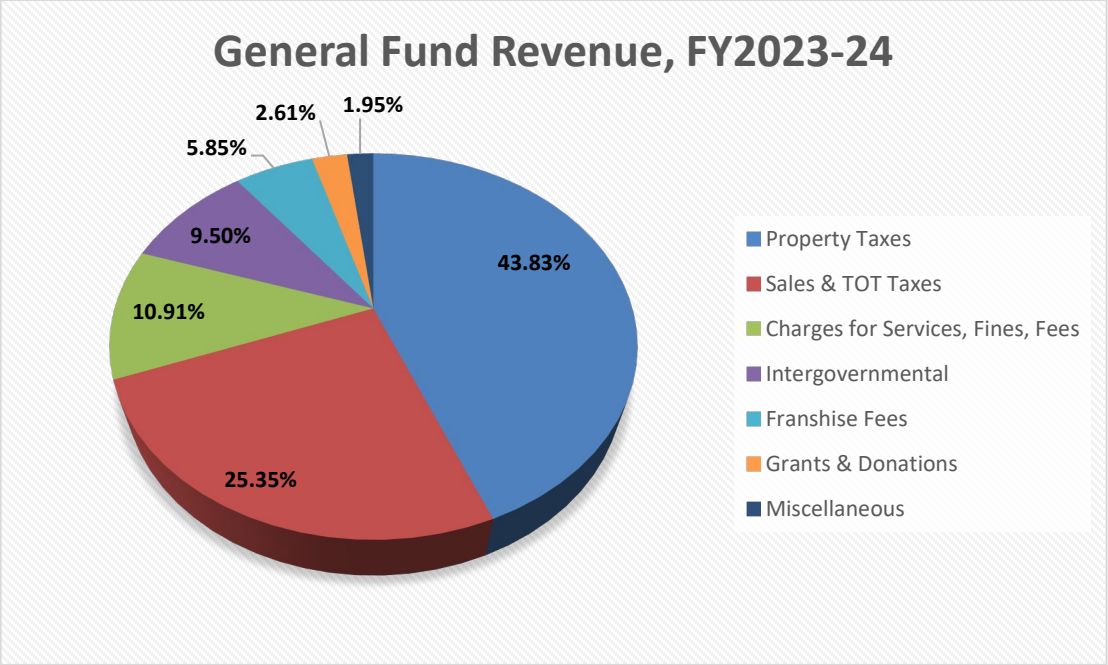

Property Taxes	$	9,935,000.00	43.83%
Sales & TOT Taxes	$	5,746,000.00	25.35%
Charges for Services, Fines, Fees	$	2,473,073.00	10.91%
Intergovernmental	$	2,152,232.00	9.50%
Franchise Fees	$	1,325,600.00	5.85%
Grants & Donations	$	591,976.00	2.61%
Miscellaneous	$	440,850.00	1.95%
Grand Total	**$**	**22,664,731.00**	**100.0%**

Budget Drivers/Inputs

The purpose of expanding efforts in these areas is driven by factors that include resident input, but more importantly the need to ensure sustainability of infrastructure and services throughout the community. To garner resident input, the City completed its second National Community Survey which was sent to 2,800 Moorpark randomly selected households in November 2022. A total of 465 completed surveys were obtained, providing an overall response rate of 17%. One of the key findings indicates that Moorpark's economy is on the rise. Many results related to the economy showed significant growth since 2020, with 61% of residents rating the

overall economic health of the City as excellent or good which represents a 15% increase since 2020. Close to 3 in 10 residents positively rated the vibrancy of downtown/commercial areas, a 12-point increase since the 2020 survey results. When asked what impact, if any, the economy would likely have on their family income in the next six months, only 20% of residents expected the impact to be somewhat or very positive, on par with the national benchmark.

The survey also indicates most residents feel a strong sense of safety in Moorpark. High ratings of importance (92% essential or very important) and quality (93% excellent or good) were given for the overall feeling of safety in Moorpark, suggesting that safety remains a priority and a strength for the community. Close to 9 in 10 felt safe in the City's downtown/commercial area and from violent crime. The responses signify that residents care deeply about safety in the City. This value is reflected in our continued investment in Public Safety which has made Moorpark among the safest cities in California since 2018. Despite this value, costs for police services continue to rise.

The City contracts Police Services with the Ventura County Sheriff's Office. Beyond the everyday work the department does in community policing, they also focus on commercial truck enforcement on Los Angeles Avenue (SR-118), traffic enforcement, and partner with residents and business on a variety of crime prevention activities. The cost of this crucial service has been steadily

rising over the years, and for the first time since incorporation in 1983, expenses for Police Services are expected to surpass $8 million accounting for 37% of all General Fund expenses in the proposed FY 2023/24 operating budget.

The results of the 2022 National Community Survey also indicate resident concerns around the economy and economic development within the City. Twenty-nine percent (29%) of respondents rated vibrancy of the downtown commercial area as excellent or good and only thirty-eight percent (38%) of respondents rated the City's economic development efforts as excellent or good.

Economic development plays a major part in creating a sustainable local economy that offers a balance of employment and shopping opportunities. The City Council has put much emphasis on economic development over the past decade and most recently allocated resources to hire a dedicated staff member to focus solely on business attraction and retention. Efforts in economic development often take years to come to fruition; however, the City has made significant progress over the past two years as the region has emerged from the pandemic. As we look forward to the future, it is important that we continue our focus here as we expect new service demands and retail trends to emerge from the community. This will require the City to seek ways to build resiliency into our local economy.

The FY 2023/24 Budget – Investment in People

Given the current landscape our community faces, the proposed FY 2023/24 budget includes investments in our most valuable asset for service delivery, our people. As a municipal service-oriented corporation, the City does not produce a product, rather it provides services. The service demands of the organization are met by our employees, represented through salaries and personnel expenses. Salaries and benefits in the proposed FY 2023/24 Operating Budget total $5.7 million. Personnel expenses typically increase through salaries and other non-controllable factors such as medical, vision, and retirement benefits offered through the California Public Employee Retirement System (CalPERS). Therefore, resources dedicated here must be allocated in a way that anticipates service demand increases while simultaneously being fiscally responsible and strategic about where to place our valuable dollars. The following chart depicts proposed General Fund expenses by department including the contract for Public Safety service.

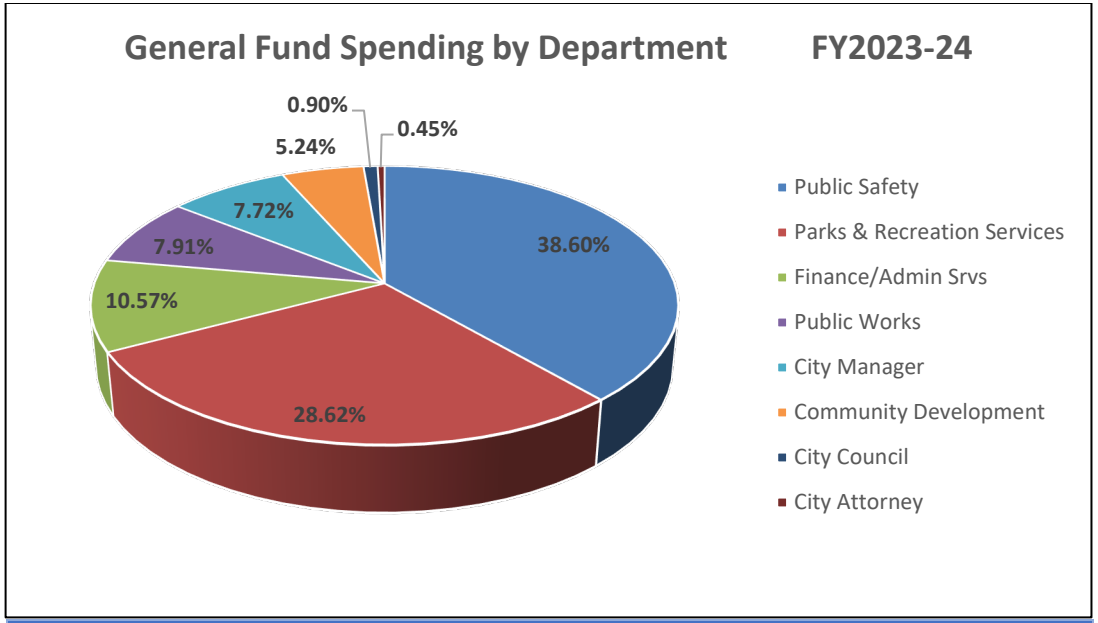

Department		Recommended GF Budget	%
Public Safety	$	8,632,200.00	38.60%
Parks, Recreation & Community Services	$	6,399,489.52	28.62%
Finance/Administrative Services	$	2,362,965.70	10.57%
Public Works	$	1,768,441.00	7.91%
City Manager	$	1,725,550.00	7.72%
Community Development	$	1,171,814.00	5.24%
City Council	$	201,553.00	0.90%
City Attorney	$	100,000.00	0.44%
Grand Total	**$**	**22,362,013.22**	**100.0%**

The proposed budget does not include funding for Cost-of-Living Adjustments (COLA) for salaries for employees. The City negotiates a Memorandum of Understanding with one union representing competitive employees, Service Employees International Union (SEIU) Local 721. Negotiations are underway and the amount of funding needed to meet the terms of agreement between the City and SEIU are unknown at this time. The proposed FY 2023/24 Operating Budget anticipates an ending fund balance of $653,149 to address COLAs negotiated with the SEIU; this was intentional. To achieve this flexibility, staff thoughtfully analyzed each

department budget to create savings for COLAs. Special attention was given to budgeting for employee classifications which were significantly reduced by not fully funding vacation payouts for each employee, reducing funding levels for benefits to actuals rather than fully budgeting each position at a certain salary “step” or level, and by reducing departmental services and supplies where possible.

With extraordinarily high Consumer Price Indexes prevalent in the economy and the need to attract and retain talent in the workforce, we can anticipate COLAs being higher than traditionally agreed upon in the City.

As reflected in the 2022 National Community Survey and codified by the City Council as a stated goal for many years, Economic Development must continue to be an area of focus for the City. The proposed FY 2023/24 budget allocates funding to reclassify the Economic Development Management Analyst position to an **Economic Development Manager** classification.

The current Management Analyst position primarily involves data analysis and making recommendations. Conversely, an Economic Development Manager role requires strong leadership skills, strategic planning, and the ability to develop and implement policies that facilitate economic growth. A Manager position better aligns with the Council's goals and strategic direction for the City’s future Economic Development Strategic Plan. The total cost of this reclassification for FY 2023/24 is approximately $4,500.00.

The proposed FY 2023/24 budget also reflects the previously re-constituted Administrative Services Department formed in FY 2022/23 as the Finance/Administrative Services Department. The Finance Department had been under an enormous amount of change over the past five years with three different Directors serving as Finance Director. Each Director made staff augmentations to improve service yet, in sum, this resulted in a flat organization with no clear pathways for succession. Additionally, staff in the Finance Department experienced moderate turnover, providing opportunities to reclassify staff on an ad hoc basis.

Solid Waste and Emergency Services, previously housed in the Finance Department, no longer meets the needs of the organization in that location. Rather, these divisions have been moved to the Parks, Recreation and Community Services Department where there are synergies between their purposes. There are no costs associated with moving Solid Waste and Emergency Services to Parks, Recreation and Community Services.

The Ventura County Sheriff’s Office/Moorpark Police Department has included an additional 20 hours for a second **Police Cadet**. The Cadet program decreased a bit during the pandemic as applicant pools suffered. The Department has identified a need to have a second cadet involved in Parking Enforcement after hours and weekends, when enforcement is most needed. Adding this second cadet restores the program back to pre-pandemic levels and frees up the other cadet to assist with traffic collision incidents and administrative work. The cost of the additional 20 hours for the second cadet is $51,686.00 annually.

Over the last 15 years, the Parks, Recreation and Community Services (PRCS) Department has experienced significant growth across several divisional areas without adding staff to manage the increase in workload. Additionally, the primary role of PRCS has changed over the years. The department is now responsible for the management of major Capital Projects. Some of these projects include the design and construction of the new City Library, the acquisition of the property at 323 Science Drive and construction of the tenant improvements for the future City Hall building, as well as a variety of other noteworthy projects, such as the Inclusive Playground at Tierra Rejada Park, the update to the Parks and Recreation Master Plan, and the Arroyo Simi Trail Master Plan. The Department also manages several new divisional areas, such as Contractual Risk, Emergency Management, and Solid Waste and Recycling, in addition to Sustainability, Arts in Public Places, and management of the Active Adult Center and City Library. PRCS staff also manage three legislative bodies (Parks and Recreation Commission, Art Commission, and Library Board) as well as the Joint Powers Authority (JPA), Moorpark Watershed, Parks, Recreation and Conservation Authority, which is responsible for management of open space owned by the JPA outside of City limits. In order to manage the expansion of responsibilities across the Department, the budget includes funding for additional staffing, and to assign a higher level of responsibility to several current positions.

A significant consequence related to the expansion of responsibilities is the increase in administrative workload. Over the last 10 years, the number of agreements and contract documents managed by the Department has increased by approximately 460%. To help manage this administrative challenge, the Administrative Assistant II position in the Finance Department was assigned to the Parks, Recreation and Community Services Department in FY 2022/23. Along with this new assignment, staff has included funding in the budget to reclassify the current position of Administrative Assistant II to an **Administrative Specialist**. The Administrative Specialist position will assist the department with a higher level of responsibility and oversight of all administrative functions, particularly related to procurement and contract management. Additionally, the budget includes funding to reclassify the Community Services Manager to **Deputy Parks and Recreation Director**. As mentioned previously, the Department is currently responsible for major Capital projects, which are individually complex and require a high degree of knowledge and technical proficiency. As the Department has grown, this position has already assumed the responsibility for several divisional areas, such as oversight of Library operations, Facilities, Community Events, Property Management, the disposition of all former Redevelopment Agency and surplus City properties, as well as Public Art and the Active Adult Center. The promotion will reflect the level of assigned divisional areas and allow for a higher level of oversight and management of assigned projects and program areas.

Additionally, since approximately 2008, the acreage of Landscape Maintenance Districts (LMDs) has increased by 91%, the number of City-owned facilities has increased by 63%, and the City's parks have increased by 17% with the construction of the Poindexter Park expansion project, Walnut Acres Park, and Mammoth Highlands Park. The department now manages over 275 acres of open space property, 13,000 street trees and approximately 30 additional properties acquired for affordable housing and street improvement projects. Currently, the LMDs, Parks, Open Space and street trees are managed by a Parks and Facilities Supervisor. However, this position has experienced high turnover in the last 10 years, as the workload has increased beyond the capacity of one

individual. In order to manage these divisional areas, funding has been included in the budget for a new position, **Landscape Maintenance Inspector**. This position will be assigned to and funded through the LMDs and will report to the Parks and Facilities Supervisor, alleviating the daily inspection workload and contractor management responsibilities of the Supervisor. This will allow the Supervisor more time to responsibly manage the administrative aspects of their assigned divisional areas.

The Recreation Division has also experienced significant growth over the last 10 years. The number of recreation classes, programs and community events offered by the Division has increased by 69% and participation has increased by 55%, representing over 42,000 individuals from Moorpark and surrounding communities that participated in recreation programs in 2022. However, the Recreation Division has not increased staffing levels for over 15 years and the current workload has exceeded current capacity. In order to manage the increased workload, the budget includes funding for one new position, **Recreation Coordinator I**. The addition of this position will allow for a redistribution of program areas throughout the Division, creating a more manageable and sustainable workload. This position will be funded through the General Fund. However, it should be noted that due to increases in participation, revenue from recreation programming and rentals has increased by 52% over the last 10 years and in 2022, the Recreation Division covered 100% of all costs incurred by the Division.

CONCLUSION

Budget development for municipal services is an exciting endeavor. Having the opportunity to meet the needs of the community while simultaneously implementing the will of the Council is a responsibility the organization and staff embrace. It is also very hard work undertaken by every department, but specifically staff in the Finance/Administrative Services Department who are tasked with compiling and organizing the budget. To that end, I want to recognize Daniel Kim, City Engineer/ Public Works Director; Yolanda Cunning, Finance/Administrative Services Director; Hiromi Dever, Budget and Finance Manager; Charan Bhamber, Accountant II; Daisy Amezcua, Senior Account Technician II; Donna Phipps, Account Technician II; and Teresa Ruiz, Account Technician II, for their hard work and dedication in preparing the proposed FY 2023/24 Operating and Capital Improvements Budget.


MOORPARK CALIFORNIA
INCORPORATED JULY 1 1983

City Profile

- About the City
- Statistical & Demographic Information
- Peer Budget Comparison
- Regional Map
- Organization Chart
- Strategic Goals and Objectives

CITY OF MOORPARK
ABOUT THE CITY

HISTORY

Chumash people were the first inhabitants of what is now modern-day Moorpark. In 1887, Robert W. Poindexter was granted title to the present site of Moorpark. He named the City after the Moorpark apricot which grew throughout the valley. Poindexter plotted Moorpark city streets and planted Pepper trees in the downtown area. The City of Moorpark was incorporated in 1983 as the tenth city of Ventura County with a Council-Manager form of government. The Mayor is elected at large to serve a two-year term. The four Council Members are elected at large to serve staggered four-year terms. The size of the City was 12.36 square miles with a population of about 10,000 at incorporation and is currently at 12.44 square miles with an estimated population of 36,201 (Provided by the U.S. Census Bureau (2021), American Community Survey 5-year estimates).

SERVICES

The City provides a full range of services to its residents with a total regular full-time equivalent staff of approximately 76 employees. Major services such as police (contracted with the Ventura County Sheriff), attorney, development engineering and inspection, building and safety plan check/inspection, transit, street-sweeping, and landscape maintenance are provided through contractual arrangements. In addition, fire protection is provided by the Ventura County Fire Protection District. The City provides in-house services such as emergency management, economic development, housing, planning, code compliance, recreation programs, vector/animal control, park and facilities maintenance, street maintenance, city engineering, crossing guard and administrative management services.

EDUCATION

Moorpark's public school district encompasses six elementary schools, two middle schools, one high school, one continuation school, and the high school at Moorpark College. Moorpark College provides an accredited two-year program in business, science, performing arts, and vocational studies. Unique to Moorpark College is the Exotic Animal Training and Management curriculum. Students in this program operate an expanding on-campus zoo facility which is open to the public. The physics and astronomy departments also boast Ventura County´s only public observatory.

Nearby universities within an easy commute from Moorpark include California Lutheran University; California State University, Northridge; California State University at Channel Islands; and Pepperdine University.

LOCATION AND SAFETY

Conveniently located in the southeastern part of Ventura County, just 50 miles northwest of downtown Los Angeles, Moorpark is the natural choice for residency and to raise a family. Moorpark is recognized for having the lowest number of serious crimes committed in Ventura County and is one of the safest cities of its size in the United States. SafeWise, an online resource offering residential safety solutions and local safety information, ranked Moorpark in its annual "California's 50 Safest Cities" list based on an analysis of both violent crimes and property crimes in 2020. SafeWise crime data analysts named Moorpark as California's third-safest city for the second year in a row in 2021.

Central Moorpark lies in a Valley created by the Arroyo Simi River. It is situated on flatlands and mesas at the base of numerous hills. It is located west of Simi Valley. Given its proximity to Los Angeles, Moorpark has a Subtropical-Mediterranean climate and receives modest rainfall, with annual average high temperatures ranging between 69-83 degrees Fahrenheit.

CITY OF MOORPARK
STATISTICAL/DEMOGRAPHIC INFORMATION

Year Founded	1887
Date of Incorporation	July 1, 1983
City Logo	Apricot Blossom
Type of City	General Law
Form of Government	Council/Manager
Population	36,201 (census.gov, ACS 2021 5-year)
Area	12.44 square miles
Miles of Streets	85 miles
Moorpark Business Licenses (within City)	984 (as of July 2023)
Business Licenses Issued	2,296 (as of July 2023)
Approximate Households	11,494 (census.gov, ACS 2021 5-year)
Median Household Income	$125,915 (census.gov, ACS 2021 5-year)
Median Home Sale Price	$899,500 (HdL, 2023 Q2)
Recreation Facilities	Arroyo Vista Recreation Center Active Adult/Community Center
Parks	19 (153.6 acres)
Transportation	City Bus; Dial-a-Ride; Beach Bus; Metrolink; VISTA; MCT On Demand
Public Schools	Moorpark Unified School District; Moorpark Community College
Utilities	
Water/Wastewater System	Ventura County Water Works
Refuse Hauler	Waste Management
Gas	Southern California Gas Company
Electricity	Southern California Edison Company
Telephone	AT&T
Police Services	Ventura County Sheriff
Fire Services	Ventura County Fire District
Libraries	1 (FY22/23 Total Circulation: 92,067)
Local Media	
Newspapers	Acorn, Ventura County Star, Daily News, Los Angeles Times
Radio	KCLU, 88.3 FM Ventura County
Cable Television	Time Warner Cable
Television Stations	Government Channel 10

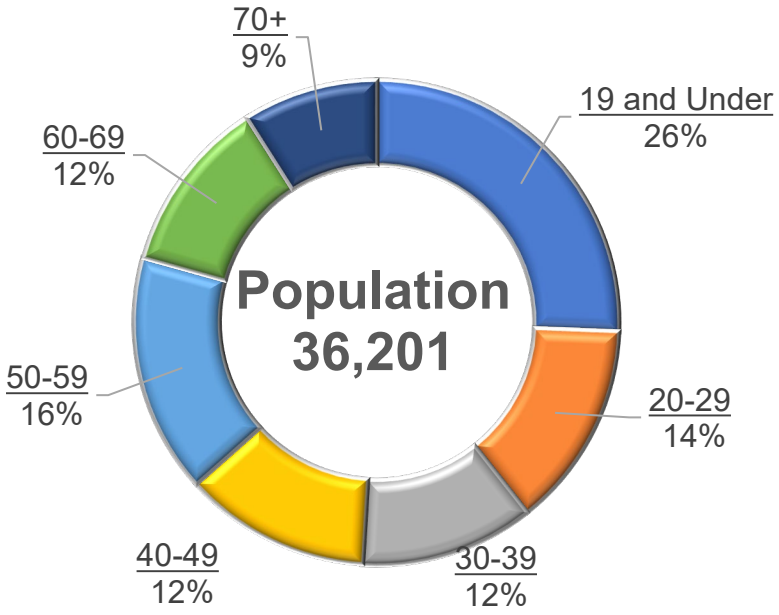

Employment

Production, transportation, and material moving occupations

8.48%

Natural resources, construction, and maintenance occupations

8.06%

Sales and office occupations

19.37%

Service occupations

16.35%

Management, business, science, and arts occupations

47.74%

Unemployment

3.6%

Total Occupations

18,223

Housing

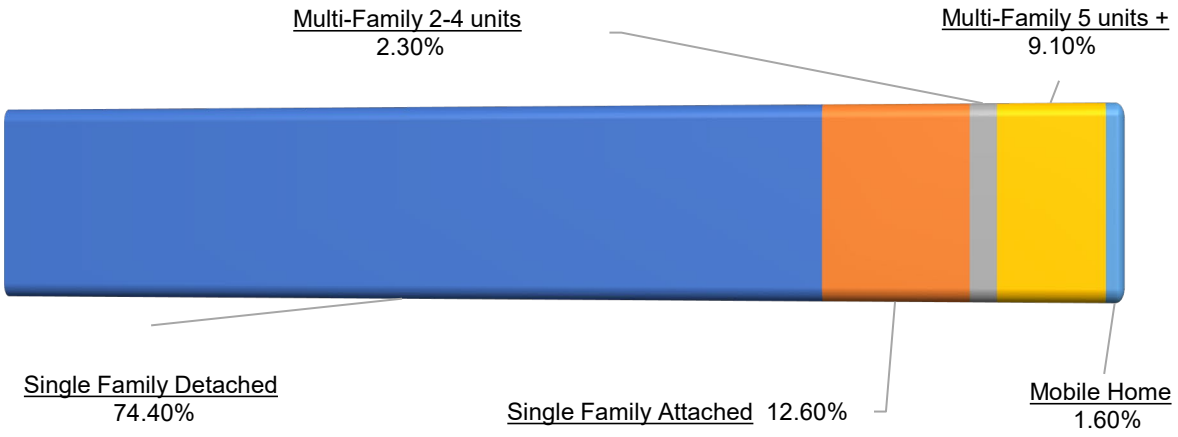

Homeowners
78.05%

Median Home Sales Price
$899,500

Education

90.02%
Highschool graduate

42.17%
Bachelor's degree

Source: U.S. Census Bureau (2021), *American Community Survey 5-year estimates*

CITY of MOORPARK
FY 2023/24 BUDGET

PEER BUDGET COMPARISON

with VENTURA COUNTY AREA CITIES

(Source: Ventura County cities' budget documents)

City		General Fund Budget	Total Budget	Estimated Population @ 1/2023	General Fund Per Capita Spending
Moorpark	**Revenues**	**$ 22,664,731**	**$ 62,441,675**	**36,201**	**$ 618**
	Expenditures	**$ 22,362,013**	**$ 67,567,200**		
Camarillo	Revenues	$ 57,165,509	$ 115,724,538	70,171	$ 877
	Expenditures	$ 61,508,308	$ 117,317,909		
Fillmore	Revenues	$ 10,107,170	$ 34,632,857	16,667	$ 590
	Expenditures	$ 9,841,737	$ 37,877,855		
Ojai	Revenues	$ 14,903,680	$ 28,648,200	7,540	$ 1,977
	Expenditures	$ 14,903,680	$ 29,064,340		
Oxnard	Revenues	$ 219,723,149	$ 572,917,140	209,000	$ 1,107
	Expenditures	$ 231,455,930	$ 620,762,273		
Port Hueneme	Revenues	$ 26,905,464	$ 51,468,162	21,356	$ 1,243
	Expenditures	$ 26,542,328	$ 52,114,797		
Santa Paula	Revenues	$ 21,964,026	$ 58,545,719	30,691	$ 712
	Expenditures	$ 21,856,081	$ 54,351,846		
Simi Valley	Revenues	$ 87,826,346	$ 262,416,492	126,380	$ 776
	Expenditures	$ 98,045,054	$ 263,157,789		
Thousand Oaks	Revenues	$ 111,336,630	$ 230,706,025	122,967	$ 923
	Expenditures	$ 113,525,493	$ 270,478,530		
Ventura	Revenues	$ 142,786,601	$ 429,598,977	110,572	$ 1,291
	Expenditures	$ 142,786,601	$ 429,598,977		

REGIONAL MAP

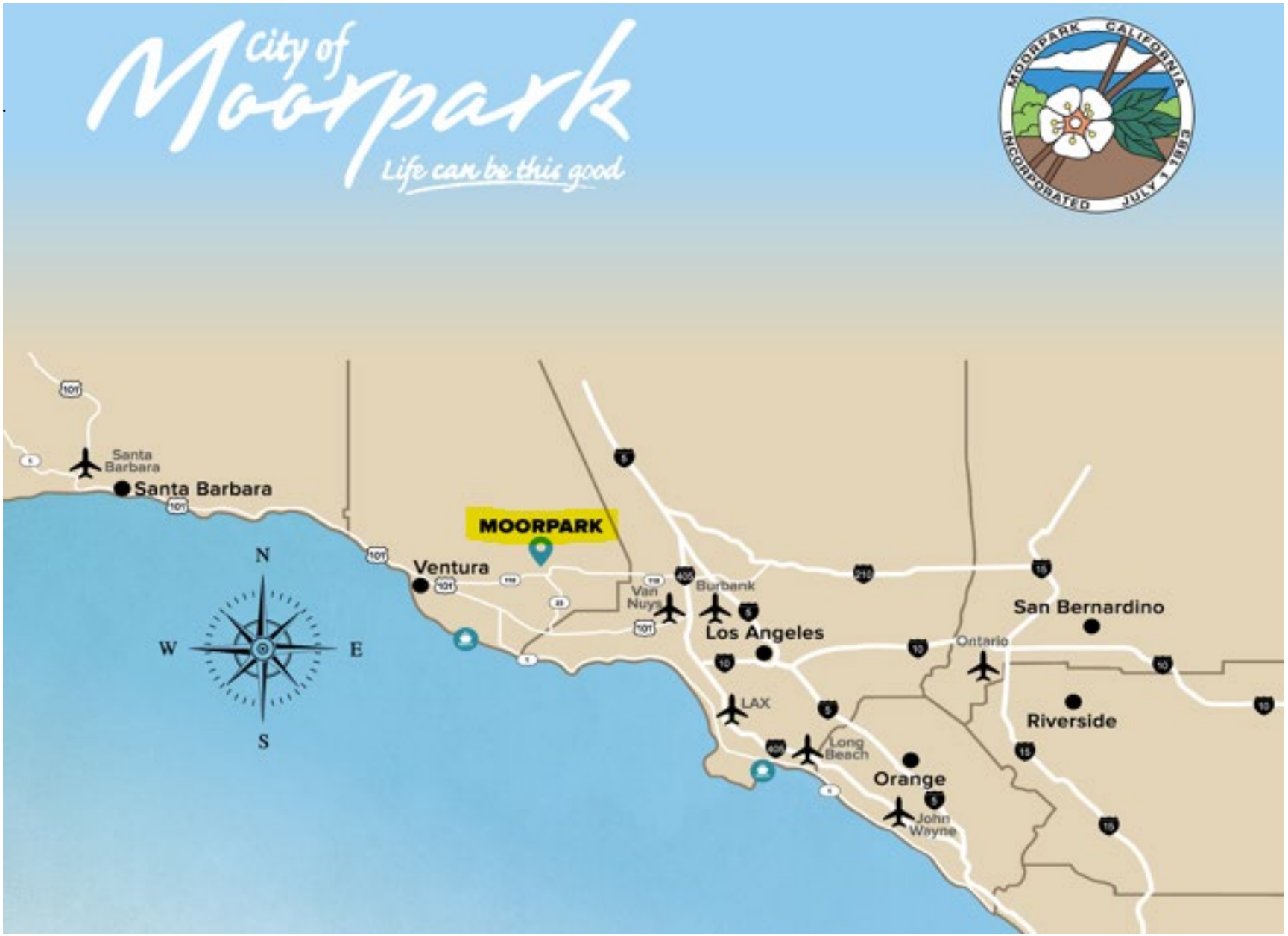

CITY OF MOORPARK
ORGANIZATION CHART

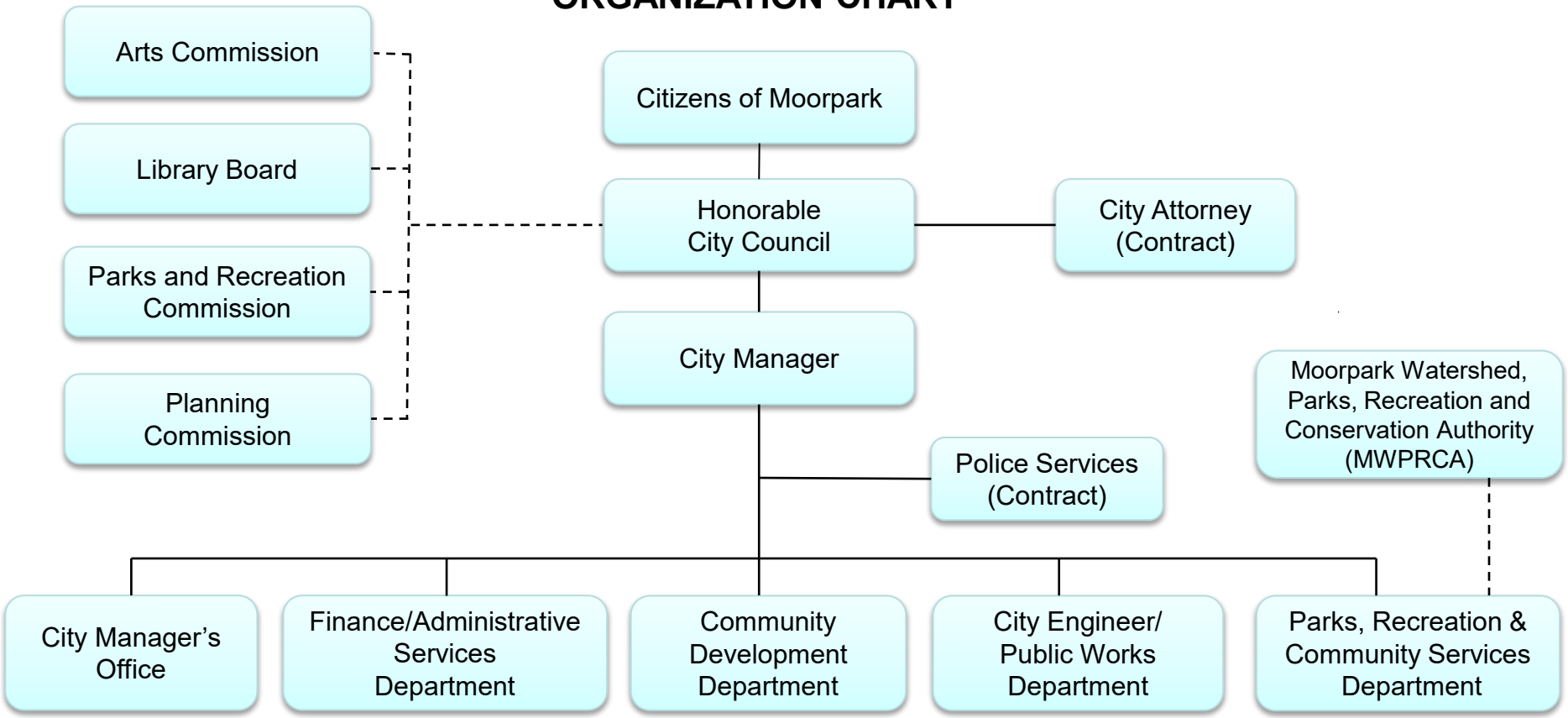

City Manager's Office

- City Manager
- Public Information and Legislative Affairs
- City Clerk

Finance/Administrative Services Department

- Fiscal and Budget Services
- Central Services
- Non-Departmental
- Successor Agency to RDA
- Information Systems
- Human Resources

Community Development Department

- Community Development Department Administration
- Planning and Zoning
- Building and Safety (Contract)
- Code Compliance
- City Housing
- Successor Housing Agency to the RDA
- Economic Development

City Engineer/ Public Works Department

- Public Works Administration
- Crossing Guard
- Parking Enforcement
- Engineering and Flood Control
- NPDES
- Street Maintenance
- Street Lighting
- Transit
- Animal and Vector Control

Parks, Recreation & Community Services Department

- Parks, Recreation & Community Services Administration
- Active Adult Center
- Arts
- Recreation
- Library
- Facilities
- Property Management
- Park Maintenance / Improvement
- Open Space Maintenance
- Lighting and Landscaping Maintenance Assessment District
- Emergency Management
- Solid Waste/Recycling

MOORPARK CITY COUNCIL GOALS
FISCAL YEARS 2023/24-2024/25

MOORPARK CITY COUNCIL GOALS FYs 2023/24-2024/25

GOAL 1: THE Moorpark Quality of Life

The Moorpark Quality of Life is reflected in its welcoming small town feel with easy access to essential amenities and services. Moorpark is a safe, prosperous community that strives to offer all levels of housing choices. People enjoy the network of trails and open spaces that promote healthy living and outdoor recreation. Moorpark is a community that values the well-being and happiness of its residents and strives to maintain its unique charm, history, and livability for current and future residents.

GOAL 2: Strategic Economic Development

Moorpark will develop a local economy that has unique business centers, attracts vested business leaders and visitors, and serves a wide spectrum of shopping, entertainment, and employment needs for its current and future residents, with a continued emphasis on High Street.

GOAL 3: Excellent City Governance

Moorpark is a hallmark of effective governance, as it prioritizes transparent, equitable, and responsible management of the City's resources and services. With a diverse and sustainable workforce, the City ensures that its policies and practices reflect the needs and values of its residents. Through its dedication to excellent, friendly, and personal service, Moorpark has earned the trust and confidence of its residents, and continues to be a model for other cities to follow.

MOORPARK CITY COUNCIL GOALS FYs 2023/24-2024/25

Quality of Life

GOAL 1: THE Moorpark Quality of Life

OBJECTIVES:

1.1 Public Safety Model
1.2 Mental Health Plan
1.3 Inclusionary Housing Policy
1.4 Housing Trust Fund Development
1.5 Parks and Recreation Master Plan Update
1.6 New Moorpark City Library
1.7 Arroyo Simi Trail Master Plan
1.8 Campus Canyon Open Space
1.9 Tierra Rejada Inclusive Playground and Public Art Installation
1.10 Pilot MCT On Demand Evaluation
1.11 Princeton Avenue Improvement Project

MOORPARK CITY COUNCIL GOALS FYs 2023/24-2024/25

Economic Development

GOAL 2: Strategic Economic Development

OBJECTIVES:

2.1 Economic Development Strategy
2.2 Business Engagement and Outreach
2.3 Downtown Specific Plan
2.4 Annual State of the City Event
2.5 Mural Creation and Installation Policy
2.6 Arroyo Vista Recreation Center Feasibility Study
2.7 High Street Streetscape Improvement Project

MOORPARK CITY COUNCIL GOALS FYs 2023/24-2024/25

Governance

GOAL 3: Excellent City Governance

OBJECTIVES:

3.1 City Website Update
3.2 Energov Deployment
3.3 City Council Engagement in Legislative Affairs
3.4 Employee Attraction and Retention
3.5 Financial Sustainability
3.6 Cost Allocation Plan
3.7 Building and Safety Contract
3.8 Surplus Land Act Process
3.9 New City Hall Tenant Improvements and Move
3.10 Moorpark Teen Engagement Study and Teen Council Evaluation
3.11 Emergency Preparedness Outreach and Evacuation Plan
3.12 Citywide Pavement Management Program

Fiscal Year 2023/24

Budget Users Guide

- **Budget Calendar and Process**
- **Budgetary Fund Structure**
- **Basis of Accounting & Budgeting**
- **Major General Fund sources**
- **Basis of Assumptions Summary**
- **Fund Definitions and authorized Uses**

CITY of MOORPARK BUDGET CALENDAR
Fiscal Year 2023-2024

Mid-Year
LMD & Parks Dist
Dept Budget
CIP

DEADLINE	TASK/EVENT
Tue, January 10	Finance notifies Departments of FY 2022/23 Mid-Year Budget Review process
Wed, January 18	**CITY COUNCIL**: Initiate proceedings for • FY 2023/24 Citywide Lighting & Landscaping Assessment Districts • FY 2023/24 Parks & Recreation Maintenance Improvement District
Fri, January 27	**DEPARTMENTS:** Deadline for FY 2022/23 Mid-Year Budget adjustments including justifications
Mon, January 30	**MnM Meeting:** Budget Kickoff - Review FY 2023/24 Budget Calendar and process
Wed, February 08	**DEPARTMENTS:** • Payroll: Overtime & Part Time Hours (email to Teresa/Daisy) • Payroll: Staff Cost Allocation Changes (email to Teresa/Daisy)
Fri, February 24	**DEPARTMENTS:** • Expenditure: Requests FY 2023/24 and Projections FY 2022/23 / Including POs* (entered into Tyler) • Revenue: Requests FY 2023/24 and Projections FY 2022/23 (entered into Tyler) • CIP Expenditure, Revenue & Projections entered into excel worksheets (email to Charan) • CIP Expenditure & Revenue: Requests FY 2023/24 and Projections FY 2022/23 (entered into Tyler) • Budget Narrative and Organization Charts (email to Charan) ** No Budget PO Rollovers*
February 27 - March 17	Finance Reviews Department Budgets and Compiles Requested Budgets
Wed, March 01	**CITY COUNCIL:** FY 2022/23 Mid-Year Budget consider/approve budget amendments
Mon, March 20	Finance Director delivers Proposed Budget to City Manager and reviews & discusses w/ City Manager
Wed, March 22	**DEPARTMENTS:** Capital Improvement Project (CIP) Review with City Manager
Fri, March 24	Finance transmits FY 2023/24 Requested Budgets for LMD & Parks Districts to SCI Consulting
	DEPARTMENTS: Budget meetings with City Manager
Wed, March 29	City Manager's Office/City Council/City Attorney
Thu, March 30	Community Development
Mon, April 03	Public Works/Engineering
Tue, April 04	Public Safety
Wed, April 05	Parks & Recreation
Thu, April 06	Finance/IS/Solid Waste/EM
April 7 - 21	Finance Makes Budget Changes and Compiles Recommended Budgets
Tue, April 25	**CITY PLANNING COMMISSION**: Present Draft 5-Year CIP in conformity with General Plan
Thu, April 27	**MnM Group:** Finance Presents FY 2023/24 Proposed Budget
Wed, May 03	**CITY COUNCIL**: Deliver Proposed Budget to Council in advance of Budget Study Session for May 24
	Provide Prelim Engineering's Report & Notice of Public Hearing for June 7 for LMD and Parks Dist
Wed, May 24	**CITY COUNCIL**: Budget Study Session
May 25 - June 2	Finance Makes Budget Changes and Compiles Final Budget
Wed, June 07	**CITY COUNCIL**: Public Hearing and Adopt Resolution to confirm/order levy and assessment for: • FY 2023/24 Citywide Lighting & Landscaping Assessment Districts • FY 2023/24 Parks & Recreation Maintenance Improvement District
Fri, June 16	Finance Delivers Final Budget to City Clerk for Council Packets
Mon, June 19	Send certified Resolutions for LMDs & Parks to Ventura County Auditor-Controller and SCI Consulting
Wed, June 21	**CITY COUNCIL**: Adopts Budget and Adopts Appropriation Limit (GANN Initiative)
Sat, July 01	Fiscal Year 2023/24 Begins
Fri, September 01	Post Adopted Budget on City Website, Print and Distribute Adopted Budget Book

CITY OF MOORPARK

BUDGETARY FUND STRUCTURE

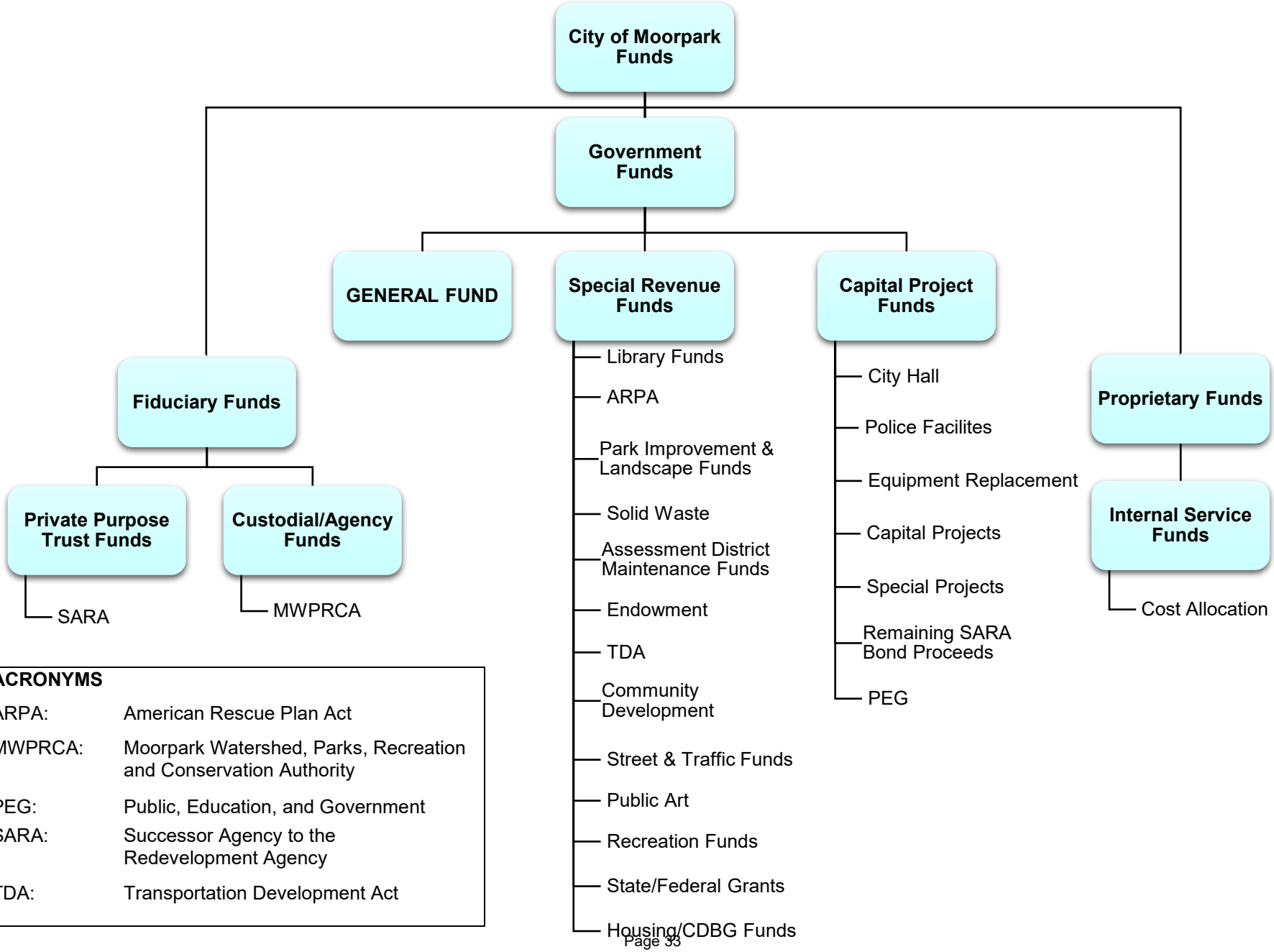

ACRONYMS

ARPA:	American Rescue Plan Act
MWPRCA:	Moorpark Watershed, Parks, Recreation and Conservation Authority
PEG:	Public, Education, and Government
SARA:	Successor Agency to the Redevelopment Agency
TDA:	Transportation Development Act

The budgets of governmental funds (General, Special Revenue, Debt Service, and Capital Projects) are prepared on a modified accrual basis where revenues are recognized in the accounting period in which they become susceptible to accrual, that is, when they become both measurable and available to finance expenditures of the current period. "Measurable" means that the amount of the transaction can be determined, and "available" means collectible within the current period or soon enough thereafter to be used to pay liabilities of the current period. Expenditures are recorded when the fund liability is incurred, if measurable, except for unmatured interest on general long-term debt, which is recognized when due.

Proprietary funds (Internal Service and Enterprise) revenues and expenses are budgeted and accounted for on an accrual basis where revenues are recognized when earned, and expenses are recognized when incurred.

The following fund classifications describe the various types of funds used by the City of Moorpark.

GOVERNMENTAL FUNDS

Four fund types are used to account for governmental-type activities. These are the general fund, special revenue funds, debt service funds, and capital projects funds.

GENERAL FUND

The primary operating fund of the City used to account for the day-to-day operations which are financed from property taxes, sales taxes, property tax in lieu of VLF and other general revenues. All revenues that are not allocated by law or contractual agreement to a specific fund are accounted for in the General Fund. With the exception of subvention or grant revenues restricted for specific uses, General Fund resources can be utilized for any legitimate governmental purpose.

SPECIAL REVENUE FUNDS

Special Revenue Funds are used to account for revenues derived from specific taxes or other earmarked revenue sources which, by law, are designated to finance particular functions or activities of government and which therefore cannot be diverted to other uses. The City has the following special revenue funds:

AMERICAN RESCUE PLAN ACT (ARPA-CLFR) - City's share of payment made by Department of the Treasury under American Rescue Plan Act (ARPA) to provide continued relief from the impact of the COVID-19 pandemic. The purpose of this fund is to support public health expenditures, address negative economic impacts caused by the public health emergency, replace lost public sector revenue, provide premium pay for essential workers and invest in water, sewer and broadband infrastructure.

PARK IMPROVEMENT – Quimby fees paid by developers in lieu of

dedicating park land are accounted for in this fund. The purpose of this fund is to build and improve park and recreation facilities.

SOLID WASTE AB939 - This fund is used to account for recycling program revenue as required by Assembly Bill 939. Funds are used for programs that promote resource reduction, recycling, composting, and proper disposal of household hazardous waste.

GAS TAX - The City receives a portion of the taxes paid on the purchase of gasoline. The revenue received is restricted to the construction, improvement and maintenance of public streets.

ASSESSMENT DISTRICT MAINTENANCE - Revenue received for this fund is from special assessment property tax revenue. The funds are to be used for operations and maintenance of medians, parkways, parks, trees, and slopes within the district boundaries.

ENDOWMENT FUND - Revenue received from developers for future projects necessitated by new development is accounted for in this fund.

LOCAL TRANSPORTATION DEVELOPMENT ACT - Revenue from Ventura County Transportation Commission (VCTC) Articles 8A, 8C, 3 & 6.5 for transportation related expenses.

COMMUNITY DEVELOPMENT - Revenue from the issuance of various permits, plan check, planning staff time charges, and other miscellaneous items.

TRAFFIC SAFETY - Revenue from traffic fines and forfeitures collected through Ventura County. Funds are used for traffic safety activities such as crossing guards and parking enforcement.

TRAFFIC SYSTEMS MANAGEMENT - Revenue from fees based on air quality impacts of development with the purpose of mitigating these impacts by funding programs or projects that reduce emissions.

CITY-WIDE TRAFFIC MITIGATION – Revenue from development fees to fund traffic mitigation measures for increased traffic flow.

CROSSING GUARD – Revenue from development fees for the provision of increased crossing guards at specific locations in the City.

TREE AND LANDSCAPE – Revenue from development fees to provide landscaping and trees in public areas.

ART IN PUBLIC PLACES – Revenue from development fees to provide art in public areas.

BICYCLE PATH/MULTI-USE TRAILS – Revenue from development fees to provide recreational facilities in the form of bicycle paths/trails.

MUNICIPAL POOL – Revenue from development to provide a municipal pool.

COMMUNITY DEVELOPMENT BLOCK GRANT - Revenue for this fund comes from the Federal Department of Housing and Urban Development and is administered through Ventura County. Many activities are eligible for CDBG funding. The CDC reviews each activity to determine if it is eligible for funding. Each activity must address at least one of the national objectives of the CDBG program which are: benefiting low and moderate income persons; addressing slums or blight; or, meeting a particularly urgent community development need for which no other resources are available.

STATE/FEDERAL GRANTS - These funds account for grants requiring segregated fund accounting. Financing is provided by federal, state and county agencies and includes monies for law enforcement programs.

AFFORDABLE HOUSING (CITY) - This fund is used to account for activities related to the City's affordable housing program.

LIBRARY FACILITIES - This fund has been established to account for development fees to fund projects that provide additional library services to the community.

AREA OF CONTRIBUTION – Revenue from development fees for street related improvement projects within the City's Area of Contribution (AOC).

SUCCESSOR LOW & MODERATE INCOME HOUSING ASSET FUND – Accounts for all the housing assets, as defined by the Health and Safety Code Section 34176 (e), transferred to the Housing Successor (City of Moorpark).

CAPITAL PROJECT FUNDS

The Capital Projects Funds account for all resources used for the acquisition and/or construction of capital equipment and facilities by the City. The City accounts for these expenditures in the following funds:

CITY HALL BUILDING – Revenue from developer fees to provide for construction of a new Civic Center Complex.

POLICE FACILITIES - Revenue from developer fees to provide for the construction of a Police Services Facility.

EQUIPMENT REPLACEMENT – Funds set aside from the General Fund to help finance and account for DDA settlement and the replacement of IT equipment, vehicles, and facilities.

CAPITAL PROJECTS – Funds spent exclusively on the construction of roadway and traffic improvements

SPECIAL PROJECTS – Funds earmarked for approved new infrastructure projects or any other municipal purpose determined by City Council

REMAINING SARA BOND PROCEEDS FUNDS – The funds are used to pay for the cost of projects or reimbursement to the City funds advanced for costs of the specified projects includes in the Bond Proceeds Funding Agreement.

PEG CAPITAL FUNDS – This fund supports the capital cost of Public, Educational, and Governmental Channel access facilities.

DEBT SERVICE FUNDS

The Debt Service Funds are used to account for the payment of interest and principal on general and special obligation debts other than those payable from special assessments and debt issued for and serviced by a governmental enterprise. The City does not currently have any debt or any Debt Service Funds for its own account. For budgetary purposes, the City does maintain debt funds in its Fiduciary Funds.

PROPRIETARY FUNDS

Two fund types are used to account for a government's business-type activities (activities that receive a significant portion of their funding through user fees). These are the enterprise funds and the internal service funds. The City does not currently have any enterprise funds.

INTERNAL SERVICE FUNDS

Internal Service Funds are used by state and local governments to account for the financing of goods and services provided by one department or agency to other departments or agencies, and to other governments, on a cost-reimbursement basis. The City has one internal service fund:

INTERNAL SERVICE – This fund is designed for providing goods or services on a cost reimbursement basis through fees or charges to various other City funds/departments.

FIDUCIARY FUNDS

Local governments often function as trustees or agents for resources belonging to parties outside the government. Fiduciary funds are the vehicles the City uses to account for the stewardship of those resources. Specific funds are: Private-Purpose Trust Funds, Pension Trust Funds, Investment Trust Funds and Agency Funds.

PRIVATE-PURPOSE TRUST FUNDS

The City uses a Private-Purpose Trust Fund to account for the Successor Agency to the Redevelopment Agency of the City of Moorpark (SARA) as directed by the Oversight Board to settle the affairs of the dissolved agency. Within this fund category for budgeting purposes, the City maintains separate funds for special revenue, capital projects, and debt service for accountability and transparency.

PENSION TRUST FUNDS

Pension trust funds are used when governments manage pension plans. The City of Moorpark does not currently engage in pension fund management.

INVESTMENT TRUST FUNDS

This fund is used to account for external investment pools. The City of Moorpark does not have an Investment Trust Fund.

AGENCY/CUSTODIAL FUNDS

Agency funds are used when the government plays a more limited role by just collecting funds on behalf of some third party. The City budgets and accounts for the activities of the Moorpark Watershed, Parks, Recreation, and Conservation Authority (MWPRCA) in Agency/Custodial Funds.

CITY OF MOORPARK
MAJOR GENERAL FUND REVENUE SOURCES

PROPERTY TAX - Property Tax is imposed on real property (land and permanently attached improvements such as buildings) and tangible personal property (movable property) located within the City. Property is appraised at the 1975-76 base year value and is adjusted each year after 1975 by a 2% inflation factor per year. When property changes ownership, it is reassessed at current market value. Cities, counties, school districts, and special districts share the revenues from one percent of the property tax. The County collects the tax and allocates 8.7% of the one percent to the City's General Fund. In addition, the General Fund receives non ad valorem property taxes in the form of transfer taxes, parcel taxes, and pass-through allocations from the Redevelopment Property Tax Trust Fund.

SALES AND USE TAX - Sales and use tax is imposed on retailers for the privilege of selling at retail, within the City limits. The tax is based on the sales price of any taxable transaction of tangible personal property. Leases are a continuing sale or use and are subject to taxation. The State Board of Equalization collects sales tax for cities and counties. The City receives one percent of sales tax collections from sales within the City.

TRANSIENT OCCUPANCY TAX - Transient Occupancy Tax is imposed on the occupancy of a room or rooms in a hotel, motel, or other lodging facility. The rate is 10% and the hotel/motel owners collect and then remit the tax to the City. There is one hotel in the City of Moorpark, which was established in the 2021-22 fiscal year.

TRANSFER TAX - Transfer tax is imposed on the transfer of real property. The City and County each receive 27½¢ per $500 value exclusive of any lien or remaining encumbrance on the property. The County remits the tax to the City.

MOTOR VEHICLE IN-LIEU - A special license fee equivalent to 2% of the market value of motor vehicles is imposed annually by the state in lieu of local property taxes. The City receives an allocation from the State based on population. Due to the "VLF for Property Tax Swap of 2004", VLF revenues are replaced with a like amount of Property Taxes, dollar for dollar. This "VLF Backfill" is considered a portion of property taxes.

FRANCHISE FEES - Franchise Fees are imposed on gas, electric, rubbish and cable television companies for the privilege of using City rights of way. The fee is collected by the companies from their customer base, and then remitted to the City. The refuse franchise fee is 16% for multi-family and commercial and 5% for residential. The cable franchise fee is 5%, and the electric and gas franchise fees are 2% of gross revenues.

PERMIT FEES/CHARGES FOR SERVICES - The City engages in certain regulatory activities in the interest of the overall community. The City charges permit fees as a means of recovering the cost of regulation.

CITY OF MOORPARK
FY 2023/24 BUDGET
BASIS OF ASSUMPTIONS SUMMARY
FOR MAJOR REVENUE SOURCES ESTIMATES

DESCRIPTION	BASIS AND RATIONALE FOR FORECAST/PERCENTAGE INCREASE	Comments
Sales Tax	Assumed 5% increase from FY 2022/23 Budget	Based on estimate by HdL, grwoth based upon actual FY21-22 YTD figures and trends
Transient Occupancy Tax	Assumed 129% increase from FY 2022/23 Budget	Finance estimate, based upon FY21-22 YTD figures and trends
Property Tax	Projected 2% increase from FY 2022/23 Budget	Based on estimate by HdL
VLF Property Tax	Projected 1% increase from FY 2022/23 Budget	Based on estimate by HdL
Interest Earnings	Assumed 1% decrease from FY2021/22 Budget	Finance estimate; interest rate increase has led to unrealized losses reflected in this line item. This may continue in rising interest rate environment.
Franchise Fees	Projected 14% increase from FY 2022/23 Budget	Franchise fees are based upon gross revenues and satisfactory collections
Charges for Services	Projected 2% increase from FY 2022/23 Budget	Based upon Departmental estimates of activity, including parks and rec fees
Licenses & Permits	Increased 383% based on projected development	Estimate from Community Development staff

CITY OF MOORPARK
FY 2023/24 BUDGET
BASIS OF ASSUMPTIONS SUMMARY
FOR MAJOR EXPENDITURE ESTIMATES

DESCRIPTION	BASIS AND RATIONALE FOR FORECAST/PERCENTAGE INCREASE	Comments
Police/Public Safety	$482K increase (5.84%) compared to FY 2022/23 Budget.	Based on Budget provided by Ventura County Sheriff's office. No new staffing anticipated for FY22-23. Modest increase in police services.
Employee Merit Increases	Up to 5% based on performance evaluation/Payroll Step	Based upon Memorandum of Understanding (MOU)
COLA	2% effective payroll period beginning July 1	MOU
Longevity Pay	Grandfathered benefit (for employees hired before 2014)	MOU
PERS Employer Rate	Classic Members - Employer contribution rate increase of 1.52% from 10.32% in FY 2022/32 to 11.84% in FY 2023/24. Required payment on Amortized Unfunded Accrued Liability $0. PEPRA Members - Employer contribution rate increase of 0.21% from 7.47% in FY 2022/23 to 7.68% in FY 2023/24. Required payment on Amortized Unfunded Accrued Liability $0.	CalPERS Actuarial Valuation
Medical	Rate projected to increase by an average of 10% from 1/1/2024.	Human Resources estimate. Effective January 1, 2024
Vision/Dental Life/AD&D	No changes from FY 22/23 to FY 23/24,	Finance
OPEB	Funded ratio: 211.5% (overfunded) as of measurement date 6/30/2022. No net outflow after reimbursement request.	Actuarial Study, June 30, 2022, Bartel Associates
Cost Allocation Plan	Projected same as FY 2021/22 Budget	Based on FY 2022/23 actual results
Worker's Comp Insurance	$12 increase (0.01%) compared to FY 22/23 actuals.	CJPIA (insurer figure)
General Liability Earthquake/Flood Insurance	$86,116 increase (13.89%) compared to FY 2022/23 actuals.	CJPIA (insurer figure)
Utilities	$23,714 decrease (1%) compared to FY 2022/23 budget.	Based on usage and FY22/23 budget

CITY OF MOORPARK

FUND DEFINITIONS AND AUTHORIZED USES

Fund No.	Revenue Fund Title	Definition of Types of Monies Included	Restricted	Authorized Uses
1000	General Fund	Property tax, sales tax, business license, franchise fees, fines & forfeitures, investment interest, funds from other agencies, fees for service.	No	Primary City fund for operational expenditures.
1010	Library Services Fund	Other Property taxes, library fines, Federal/State grant funds, gifts, donations and fees for service	Yes	Use of this fund is limited to library purposes only including operating and maintenance expenditures.
2000	Traffic Safety Fund	Revenues from traffic fines and forfeitures collected through Ventura County Superior Courts.	Yes	This fund is used for traffic safety activities such as crossing guards and parking enforcement.
2001	Traffic Systems Management Fund	Fees based on the air quality impacts of development with the purpose of mitigating these impacts by funding programs or projects that reduce emissions.	Yes	Funds can only be used on appropriate programs including, but not limited to, low emissions and alternative fuel vehicles for the City fleet and transit buses.
2002	City-Wide Traffic Mitigation Fund	Fees to fund mitigation measures for increased traffic flows generated by developments within the City.	Yes	Funds to be used for projects that will improve traffic flow
2003	Crossing Guard Fund	Fees for the provision of increased crossing guards at specific locations as a result of additional residential development.	Yes	Fees collected in this account are used to partially fund the annual costs of providing crossing guard services .
2004	Library Facilities Fund	Fees to provide additional library facilities to accommodate demand for library services caused by additional development.	Yes	To fund projects that provide additional library services to the community.
2005	Open Space Maintenance Fund	Fees to provide maintenance and/or acquisition of land for open space purposes.	Yes	Provides funding for open space maintenance and/or acquisition.
2006	Tree and Landscape Fund	Fees to provide landscaping and trees in public areas resulting from the increase in demand from additional development.	Yes	To fund projects providing landscaping and trees in public areas.
2007	Art in Public Places Fund	Fees to provide art in public areas resulting from the demand for additional art from new development.	Yes	To fund projects that provide art in public areas.
2008	Bicycle Path/Multi-Use Trails Fund	Fees to provide recreational facilities, in the form of a bicycle path, to accommodate demand for recreational services caused by additional development.	Yes	To fund projects that provide additional bicycle paths for public use.
2009	Municipal Pool Fund	Fees to provide recreational facilities, in the form of a municipal pool, to accommodate demand for recreational services caused by additional development.	Yes	Provides funding for construction of a municipal pool.
2010 - 2013	Park Improvement Fund	Quimby Act fees from developers in lieu of dedicating park land.	Yes	For use of construction of park facilities as a result of increased demand for parks resulting from new development.
2014 - 2017	Area Of Contribution (AOC) Funds	Fees for street and related improvements to specific project areas to fund infrastructure enhancements a result of additional development.	Yes	Funds are reserved for projects within the City's AOC.
2018	Endowment Fund	Development fee paid by a developer as a condition of the issuance of a building permit for each residential or institutional use within the boundaries of the specific plan.	No	The development fee may be expended by the City in its sole and unfettered discretion.
2019	Open Space Acquisition Fund	Open Space Fee paid by a developer	Yes	Restricted for the acquisition of the Moorpark North-East Open Space.
2020	WC Traffic Noise Attenuation Fund	Mitigation fees and interests relating to noise attenuation program for homes located along Walnut Canyon Road.	Yes	Use of money for traffice noise reduction purposes along Walnut Canyon area
2121	City Affordable Housing Fund	Fees in lieu of constructing affordable housing units on new developments to provide housing to very low, low and moderate income households. Federal grant from programs benefiting low-income persons and/or neighborhoods.	Yes	Funds are used to account for expenditures associated with the retention and development of affordable housing units.
2122	Calhome Program Reuse Fund	Repayment of loans come from loan recipients	Yes	Funds are for Calhome loans
2123	Housing - Successor Agency Fund	Assets, liabilities and encumbered MRA Low and Moderate Income Housing Fund (2901)	Yes	Funds are used for the benefit of providing low and moderate income housing to residents of Moorpark.
2200	Community Development Fund	Community Development and Building and Safety services fees from issuance of various permits, plan checks, planning staff time charges and other miscellaneous items.	Yes	Planning and development related type of expenditures.

CITY OF MOORPARK

FUND DEFINITIONS AND AUTHORIZED USES

Fund No.	Revenue Fund Title	Definition of Types of Monies Included	Restricted	Authorized Uses
2205	Engineering/Public Works Fund	Engineering services fees from issuance of encroachment permits, plan checks, improvement inspections and other miscellaneous items.	Yes	Engineering and Public Works related type of expenditures.
2300 - 2332	Assessment District Parkways & Medians Citywide Fund	Citywide and special benefit assessments levied upon each property within district boundaries and collected by Ventura County Tax Collector.	Yes	Provides funding for public street lighting and parkway/median landscape maintenance and improvement on designated landscape districts.
2390	Park Maintenance Fund	Special benefit assessments levied upon each property within the district boundaries and collected by Ventura County Tax Collector	Yes	Provides funding for maintenance and improvement of the City's parks and recreation facilities.
2401	ISTEA Federal Grant Fund	Federal Grant, received on a reimbursement basis for approved projects.	Yes	Transportation and street/road maintenance related expenses.
2409	Other State/Federal Grants Fund	Includes various State and Federal grant monies from Supplemental Law Enforcement Grants, CHP Grant, Technology Grant, LLEBG and American Recovery and Reinvestment Act 2009 (ARRA)	Yes	Funds are used to support police services and other grant specific approved projects
2410	Solid Waste AB939 Fund	Funded by AB 939 fees collected from users, Used Oil Grants, Household Hazardous Waste Grants, Waste Prevention Grants and Department of Conservation Beverage and Litter Reduction Grants.	Yes	Funds are used on programs that promotes resource reduction, recycling, compositing, and proper disposal of household hazardous waste.
2411 - 2414	Local Transportation Development Act Fund (Articles 8A, 8C, 3 & 6.5)	Local transportation fund derived from 1/4 cent of general sales tax collected by Statewide and allocated to the City by Ventura County Transportation Commission (VCTC).	Yes	Transportation and street/road maintenance related expenses.
2415 - 2416	Gas Tax Fund	This is the City's share of the motor vehicle gas tax imposed under the provisions of the Street and Highway Code of the State of California under Sections 2103, 2105, 2106, 2107 and 2107.5.	Yes	Restricted for the acquisition, construction, improvement and maintenance of public streets.
2417	State of Good Repair Fund	This is the City's share of the transportation Improvement fee, which is a supplemental charge on the vehicle registration.	Yes	Funds may be used for eligible transit maintenance, rehabilittion and capital projects as approved by Caltrans.
2433	2006 Shekell Fire Fund	FEMA & State OES reimbursements for emergency expenditures related to the 2006 Shekell fire.	Yes	Funds are used for eligible costs for debris removal, emergency protective and hazard mitigation measures related to the 2006 Shekell Fire.
2434	Prop 1B Local Streets & Roads Fund	City's share of State bonds to fund State and local transportation.	Yes	Funds are used for improvements and repairs to State highways, streets and road.
2800	AMERICAN RESCUE PLAN ACT (ARPA-CLFR)	This is the City's share of payment made by Department of the Treasury under American Rescue Plan Act (ARPA) to provide continued relief from the impact of the COVID-19 pandemic. The City's total allocation of funds is $8.7 million. The first tranche was received in July, 2021, and the second tranche was received in July of 2022.	Yes	Funds are used to support public health expenditures, address negative economic impacts caused by the public health emergency, replace lost public sector revenue, provide premium pay for essential workers and invest in water, sewer and broadband infrastructure.
2910	JPA Moorpark Watershed, Parks, Recreation and Conservation Authority	City's contribution for Tierra Rejada Open Space	Yes	Funds are used to acquire, develop, maintain, manage and conserve additional park and open space lands, may include lands for watershed protection and restoration purposes
3000	Capital Projects Fund	Annual property tax increment allocation due to Ventura County Community College from the Redevelopment Agency to the City beginning with revenues received in fiscal year 2006/07 through and including fiscal year 2024/25. (Per settlement agreement dated May 1, ,2008)	Yes	Funds shall be spent exclusively on the construction of roadway/traffic of improvements at 118 Freeway at Collins Drive (Improvements 1 & 2) and Collins Drive at University Avenue (Improvement #3).
3001	City Hall Improvement Fund	Funds come from developers through various special agreements.	Yes	Funds are used for the purpose of building a new Civic Center Complex.
3002	Police Facilities Fund	A percentage of Building and Safety permits for the construction of police facilities within the City to provide for the increased demand for police services as a result of additional development.	Yes	To provide funding for the construction of the Police Services Facility.
3003	Equipment Replacement Fund	Funds are transferred from the General Fund for the acquisition of the City-owned equipment and vehicles.	Yes	Funds are used to finance and account for the acquisition/replacement of equipment and vehicles.

CITY OF MOORPARK

FUND DEFINITIONS AND AUTHORIZED USES

Fund No.	Revenue Fund Title	Definition of Types of Monies Included	Restricted	Authorized Uses
3004	Special Projects Fund	Annual transfer of excess General Fund monies over $3M of unreserved fund balance per adopted Resolution No. 2008-2725, which established the General Fund Reserve Policy on June 18, 2008.	Yes	Earmarked for approved new infrastructure projects or any other municipal purpose determined by 3 or more affirmative votes of the City Council.
3005	Remaining MRA Bond Proceeds	Proceeds of MRA 2006 Tax Allocation Bond	Yes	Funds are used to pay/reimburse to the City for costs of projects specified in the Bond Proceeds Funding Agreement
3006	PEG Capital Fund	PEG Fees are collected from State Video Franchise holders	Yes	To support the capital cost of PEG channels and Institutional network facilities
3007	DDA Settlement Capital Fund	Resources received from development agreement settlements	Yes	Use funds for specific future capital improvements.
3008	IT Equipment Replacement Fund	Funds are transferred from the General Fund for the future replacement of Information Technology equipment.	Yes	Funds are used to finance and account for the acquisition/replacement of IT equipment
3009	Vehicle Replacement Fund	Funds are transferred from the General Fund for the future replacement of all City vehicles.	Yes	Funds are used to finance and account for the acquisition/replacement of vehicles
3010	Facilities Replacement Fund	Funds are transferred from the General Fund for the future replacement of facility equipment.	Yes	Funds are used to finance and account for the acquisition/replacement of facilities
6000	Fiduciary Fund - General Deposits Fund	General deposits held as trust accounts.	Yes	Funds are only available for projects/events that relate to the purpose of each trust deposit.
6001	AD 92-1 Mission Bell Bond Fund	Property Tax Assessments from Ventura County	Yes	Funds are used for principal and interest payments on the bonds
6002	CFD 97-1 Carlsberg Business Park Bond Fund	Property Tax Assessments from Ventura County	Yes	Funds are used for principal and interest payments on the bonds
6003	CFD 2004-1 Moorpark Highlands Bond Fund	Property Tax Assessments from Ventura County	Yes	Funds are used for principal and interest payments on the bonds
6004	Moorpark Highlands Improvement Fund	Initial capital project contribution from property owners	Yes	Funds are used for the building of infrastructure in the Moorpark Highlands.
6005 - 6900	Community Development Developer Deposits Fund	Project deposits collected by the Community Development department.	Yes	Provide funding for Planning staff time, legal fees, and other related project expenses. Any excess funds in a deposit account are returned to the depositor.
7100	SARA Obligation Retirement Fund	Property tax increment apportioned from the County of Ventura Redevelopment Property Tax Trust Fund (RPTTF)	Yes	Used to pay Successor Agency enforceable obligations
7101	SARA Economic Development Fund	Property tax increment apportioned from the RPTTF (old MRA Operating Fund)	Yes	Used to wind down all economic development projects and obligations of the Successor Agency
7103	SARA 2001 Tax Allocation Bond (TAB) Proceeds	Proceeds of MRA 2001 Tax Allocation Bond	Yes	To provide funding for public improvements in the MRA Project Area.
7104	SARA 2006 TAB Proceeds	Proceeds of MRA 2006 Tax Allocation Bond	Yes	To provide funding for public improvements in the MRA Project Area.
7108	SARA 2014 Tax Allocation Refunding Bond (TARB) Proceeds	Proceeds of the $13.4M refunding bonds	Yes	Funds are used to defease the outstanding balances of the 1999 and 2001 tax allocation bonds and cost of issuance.
7109	SARA 2014 TARB Debt Service	Property tax increment apportioned from the RPTTF	Yes	Funds are used for principal and interest payments on the SARA 2014 TARB
7110	SARA 2016 TARB Proceeds	Proceeds of the $10.3M refunding bonds	Yes	Funds are used to defease the outstanding portion of the 2006 TARB and cost of issuance.
7111	SARA 2016 TARB Debt Service	Property tax increment apportioned from the RPTTF	Yes	Funds are used for principal and interest payments on the SARA 2016 TARB
9000	Internal Services Fund	Designed for providing goods or services on a cost reimbursement basis through fees or charges to various City funds.	Yes	General overhead expenditures only.
9100	Pooled Investments City	Overall portfolio of the City's cash balance invested in: LAIF, bank accounts and securities.	Yes	Funds can only be invested in accordance with the City's Investment Policy.

Fiscal Year 2023/24

Budget Summaries

- **Budget Summary by Fund**
- **Estimated Annual Fund Surplus (Deficit)**
- **Revenue Summary**
- **Expenditure Summary**
- **Interfund Transfers**

Budget Summary by Fund

CITY OF MOORPARK
BUDGET SUMMARY BY FUND
Fiscal Years 2022/23 and 2023/24

FUND	DESCRIPTION	Beginning Fund Balance 7/1/2022	CURRENT YEAR ESTIMATE: FY 2022/23 REVENUES	EXPENSES	INTERFUND TRANSFERS IN	OUT	GF Surplus: $ 1,223,048 Estimated Fund Balance[1] 6/30/2023	ADOPTED BUDGET: FY 2023/24 REVENUES	EXPENSES	INTERFUND TRANSFERS IN	OUT	GF Surplus: $ 302,718 Estimated Fund Balance[1] 6/29/2024
	GENERAL FUND											
1000	Net General Fund[1]	1,724,452	**22,166,534**	**17,853,657**	**150,000**	**3,239,829**	**2,947,501**	**22,664,731**	**19,577,409**		**2,784,604**	**3,250,218**
1010	Library Services	1,577,822	1,136,000	1,295,621			1,418,201	1,161,000	1,477,861			**1,101,340**
	SPECIAL REVENUE FUNDS											
2000	Traffic Safety	35,062	173,000	137,712			70,350	173,000	122,448			**120,902**
2001	Traffic System Management	1,007,756	351,348	201,037			1,158,067	740,934	457,125			**1,441,876**
2002	City-Wide Traffic Mitigation	20,847,819	809,000	6,207,983			15,448,836	3,867,711	1,912,392			**17,404,155**
2003	Crossing Guard	3,189	5,000	0			8,189	5,000				**13,189**
2004	Library Facilities	1,948,763	168,641	6,500			2,110,904	405,592				**2,516,496**
2005	Open Space Maintenance	317,609	20,238	28,800			309,047	20,300	30,600			**298,747**
2006	Tree & Landscape	177,556	13,000	0			190,556	13,000	130,000			**73,556**
2007	Art in Public Places	4,607,793	342,022	300,008			4,649,807	1,424,000	847,760			**5,226,047**
2008	Bicycle Path	128,455	2,000	0			130,455	2,000				**132,455**
2009	Municipal Pool	310,541	3,000	0			313,541	3,000				**316,541**
2010	Community Wide Park Develop	1,475,573	1,041,828	1,598			2,515,803	3,430,047	1,761,373			**4,184,477**
2011	Parks Improvement Zone 2017-1	749,256	20,000	0			769,256	3,174,921	792,500			**3,151,677**
2013	Parks Improvement Zone 2017-2	7,940	283,000	0			290,940	437,408	140,000			**588,348**
2014	LA AOC	9,725,992	958,254	5,102,208			5,582,038	4,238,450	5,361,836			**4,458,651**
2015	TR/Spring Rd AOC	123,101	0	0			123,101	132,598				**255,699**
2016	Casey/Gabbert AOC	102,271	1,000	0			103,271	1,000				**104,271**
2017	Freemont Storm Drain	17,123	1,000	0			18,123	1,000				**19,123**
2018	Endowment	9,526,373	1,039,897	781,375			9,784,895	3,681,107	630,447			**12,835,556**
2019	Open Space Acquisition	2,230,418	1,000	0			2,231,418	1,000				**2,232,418**
2020	WC Traffic Noise Atten	25,662	0	0			25,662	0				**25,662**
2121	City Affordable Housing	2,756,074	65,000	398,047			2,423,026	65,000	400,595			**2,087,431**
2122	Calhome Program Reuse	103,168	1,000	0			104,168	1,000				**105,168**
2123	Housing Successor Agency	1,223,979	23,000	95,782			1,151,196	23,000	116,464			**1,057,732**
2200	Community Development	0	1,320,910	2,861,939	1,541,029		0	2,214,542	3,086,570	872,028		**0**
2205	Engineering/Public Works	0	518,669	538,476	19,807		(0)	343,669	517,962	174,293		**0**
2300	Citywide Lighting & Landscape	40,401	454,845	630,907	41,481		(94,180)	454,874	652,026	125,253		**(166,079)**
2301	84-2 Pecan Ave T2851	(7,924)	9,702	24,656	7,924		(14,954)	9,702	25,917	14,954		**(16,215)**
2302	84-2 Steeple Hill T2865	53,247	74,339	81,246			46,340	74,839	93,586			**27,593**
2303	84-2 Buttercreek T3032	493	3,079	4,259			(687)	3,079	5,523	687		**(2,444)**
2304	84-2 Williams Ranch T3274	2,800	6,383	8,051			1,132	6,383	8,622			**(1,107)**
2305	84-2 Pheasant T3019/3525	(47,391)	23,840	82,469	47,391		(58,629)	23,840	95,554	58,629		**(71,714)**
2306	84-2 Inglewood St T3306	(123)	924	1,816	123		(892)	924	1,933	892		**(1,009)**
2307	84-2 LA Ave & Gabbert Rd	16,499	11,298	20,354			7,444	11,298	21,402			**(2,661)**
2308	84-2 Home Acres Buffer	(6,142)	15,227	30,690	6,142		(15,463)	15,227	33,152	15,463		**(17,925)**
2309	84-2 Condor Drive	(4,269)	1,357	7,493	4,269		(6,137)	1,357	8,028	6,137		**(6,671)**
2310	84-2 Mtn Meadows PC3	63,107	201,955	232,905			32,157	202,455	268,336			**(33,723)**
2311	84-2 Alyssas Court T4174	8,918	3,040	1,727			10,231	3,040	2,191			**11,080**
2312	84-2 Carlsberg	444,278	290,623	200,370			534,531	260,649	250,648			**544,531**
2314	Silver Oak Lane	(2,495)	2,024	10,971	2,495		(8,947)	2,123	6,746	8,947		**(4,623)**

CITY OF MOORPARK
BUDGET SUMMARY BY FUND
Fiscal Years 2022/23 and 2023/24

FUND	DESCRIPTION	Beginning Fund Balance 7/1/2022	CURRENT YEAR ESTIMATE: FY 2022/23 REVENUES	EXPENSES	INTERFUND TRANSFERS IN	OUT	GF Surplus: $ 1,223,048 Estimated Fund Balance[1] 6/30/2023	ADOPTED BUDGET: FY 2023/24 REVENUES	EXPENSES	INTERFUND TRANSFERS IN	OUT	GF Surplus: $ 302,718 Estimated Fund Balance[1] 6/29/2024
2315	Country Club Estates/Masters	947,646	274,599	265,246			956,999	315,500	565,498			**707,001**
2316	Mountain View	9,254	6,650	14,688			1,216	14,950	15,096			**1,070**
2318	Moonsong Court	50,623	20,143	11,766			59,000	15,200	13,466			**60,734**
2319	Campus Plaza	71,073	4,707	1,596			74,185	3,635	6,310			**71,510**
2320	Meridian Hills	477,330	412,856	414,111			476,075	525,800	589,800			**412,075**
2321	Canterbury & Ivy Lanes	175,975	19,036	18,425			176,586	19,923	20,473			**176,036**
2322	Moorpark Highlands	696,414	902,677	802,912			796,179	897,550	855,004			**838,725**
2323	Suncal Track #5130	6,046	100				6,146	100				**6,246**
2324	875 Los Angeles Av	24,757	300				25,057	300				**25,357**
2325	Patriot Commerce Ctr	7,543	100				7,643	100				**7,743**
2326	14339-14349 White Sage Rd	4,897	100				4,997	100				**5,097**
2330	AD 92-1 Mission Bell Plaza	104	0				104	0				**104**
2331	Tuscany Square	885	100				985	100				**1,085**
2332	145 Park Lane	994	100				1,094	100				**1,194**
2390	Park Maintenance Assessment	0	961,665	2,530,834	1,569,169		(0)	1,003,309	2,626,111	1,622,802		**(0)**
2401	ISTEA	(4,896)	796,770	0			791,874	796,770	796,770			**791,874**
2409	Federal/State Grants	286,691	1,844,220	200,000			1,930,911	1,844,220	1,744,220			**2,030,911**
2410	Solid Waste AB939	1,416,323	481,702	454,401			1,443,624	485,300	554,108			**1,374,816**
2411	Local TDA Article 3	862,313	10,522	15,321			857,514	9,273	786,203			**80,584**
2412	Local Transit Article 8A	1,217,945	820,000	401,840			1,636,104	820,000	855,585			**1,600,520**
2413	State Transit Assistance	5,047	10,000	9,901			5,146	10,000	3,000			**12,146**
2414	Local Transit Article 8C	758,400	1,951,024	2,364,534			344,890	1,951,024	2,274,502			**21,412**
2415	Gas Tax 2105,6,7	38,680	969,247	804,889			203,038	1,054,000	888,744		115,481	**252,813**
2416	Road Maint & Rehab	1,766,668	724,044	124,549			2,366,162	895,500	519,549			**2,742,113**
2417	State of Good Repair	2,759	3,000	453			5,306	3,000				**8,306**
2433	Shekell Fires	921					921					**921**
2434	Prop 1B Local Streets	75,176	228,655	284,212			19,619	228,655	3,000			**245,274**
2800	American Rescue Plan ARPA-CLFR	2,337,967	4,350,837	0		150,000	6,538,804	0	5,688,798			**850,006**
	Special Revenue Total	69,250,402	23,053,598	26,719,058	3,239,829	150,000	68,674,771	36,363,478	36,587,972	2,900,085	115,481	71,234,880
	CAPITAL PROJECTS FUNDS											
3000	Capital Projects	642,162	10,000				652,162	10,000				**662,162**
3001	City Hall Improvement	4,787,545	55,000	789,254			4,053,291	55,000	3,625,721			**482,570**
3002	Police Facilities	(965,744)	312,997				(652,747)	543,543				**(109,204)**
3003	Equipment Replacement	1,148,215	30,000	92,201			1,086,014	30,000	1,000,000			**116,014**
3004	Special Projects	27,269,953		12,469			27,257,483		1,602,531			**25,654,952**
3005	Remaining Bond Proceeds	1,784,097		80,000			1,704,097		1,670,000			**34,097**
3006	PEG Capital	215,049	83,100	15,000			283,149	82,400	20,000			**345,549**
3007	DDA Settlement Capital	96,960					96,960					**96,960**
3008	IT Equipment Replacement	315,016		200,907			114,109		110,526			**3,583**
3009	Vehicle Replacement	456,145	0	129,569			326,576		113,656			**212,919**
3010	Facilities Replacement	600,031	0	6,274			593,757		250,000			**343,757**
	Capital Projects Total	36,349,428	491,097	1,325,675	0	0	35,514,851	720,943	8,392,435	-	0	**27,843,359**
	CITY TOTALS	**108,902,105**	**46,847,228**	**47,194,010**	**3,389,829**	**3,389,829**	**108,555,323**	**60,910,152**	**66,035,677**	**2,900,085**	**2,900,085**	**103,429,798**

CITY OF MOORPARK
BUDGET SUMMARY BY FUND
Fiscal Years 2022/23 and 2023/24

FUND	DESCRIPTION	Beginning Fund Balance 7/1/2022	CURRENT YEAR ESTIMATE: FY 2022/23 REVENUES	EXPENSES	INTERFUND TRANSFERS IN	OUT	GF Surplus: $ 1,223,048 Estimated Fund Balance[1] 6/30/2023	ADOPTED BUDGET: FY 2023/24 REVENUES	EXPENSES	INTERFUND TRANSFERS IN	OUT	GF Surplus: $ 302,718 Estimated Fund Balance[1] 6/29/2024
MOORPARK WATERSHED, PARKS, RECREATION AND CONSERVATION AUTHORITY (JPA)												
	SPECIAL REVENUE FUND											
2910	JPA MWPR Conservation	40,082	6,900	31,412			15,570	8,700	8,700			**15,570**
	MWPR JPA TOTAL	40,082	6,900	31,412	0	0	15,570	8,700	8,700	-	0	**15,570**
SUCCESSOR AGENCY TO THE REDEVELOPMENT AGENCY												
	SPECIAL REVENUE FUNDS											
7100	RDA Obligation Retirement	124,819	1,517,635	0		1,517,635	124,819	1,522,823			1,522,823	**124,819**
7101	RDA-SA Econ Development	(2,163,599)		175,000	175,000		(2,163,599)		175,000	175,000		**(2,163,599)**
	SARA Special Revenues Total	(2,038,780)	1,517,635	175,000	175,000	1,517,635	(2,038,780)	1,522,823	175,000	175,000	1,522,823	**(2,038,780)**
	CAPITAL PROJECTS FUNDS											
7103	RDA-SA 2001 TAB Proceeds	(1,328,654)					(1,328,654)					**(1,328,654)**
7104	RDA-SA 2006 TAB Proceeds	(993,529)					(993,529)					**(993,529)**
7108	RDA-SA 2014 TARB Proceeds	13,680					13,680					**13,680**
7110	SARA 2016 TARB Proceeds	6,645					6,645					**6,645**
	SARA Capital Projects Total	(2,301,858)	0	0	0	0	(2,301,858)	0	0	-	0	(2,301,858)
	DEBT SERVICE FUNDS											
7107	2006 Tax Allocation Bonds	0					0					**0**
7109	2014 Tax Allocation Refund Bond	(6,558,689)		1,002,023	1,002,023		(6,558,689)		998,610	998,610		**(6,558,689)**
7111	2016 Tax Allocation Refund Bond	(9,702,187)		340,613	340,613		(9,702,187)		349,213	349,213		**(9,702,187)**
	SARA Debt Service Total	(16,260,876)	0	1,342,635	1,342,635	0	(16,260,876)	0	1,347,823	1,347,823	0	(16,260,876)
	SARA TOTALS	**(20,601,513)**	**1,517,635**	**1,517,635**	**1,517,635**	**1,517,635**	**(20,601,513)**	**1,522,823**	**1,522,823**	**1,522,823**	**1,522,823**	**(20,601,513)**
	GRAND TOTALS	**88,340,673**	**48,371,763**	**48,743,057**	**4,907,464**	**4,907,464**	**87,969,379**	**62,441,675**	**67,567,200**	**4,422,907**	**4,422,907**	**82,843,854**

[1] Excludes anticipated FYE transfers to/from Special Projects Fund 3004 to comply with $1 million unassigned General Fund Reserve requirement. These transfers are made subsequent to fiscal year end.

Fiscal Year 2023/24

Estimated Annual Fund Surplus (Deficit)

Estimated Annual Fund Surplus (Deficit)

Account Type	2020-2021 Actual	2021-2022 Actual	2022-2023 Total Budget	2022-2023 YTD Actual	2022-2023 CY Estimate	Defined Budgets 2023-2024 Recommended	2023-2024 Adopted-PRT
Fund: 1000 - GENERAL FUND							
Revenue	21,615,223	23,504,158	21,960,060	22,971,688	22,316,534	22,664,731	22,664,731
Expense	21,174,029	22,586,254	22,448,533	16,266,166	21,093,485	22,011,582	22,362,013
Fund: 1000 - GENERAL FUND Surplus (Deficit):	**441,194**	**917,904**	**-488,473**	**6,705,522**	**1,223,048**	**653,149**	**302,718**
Fund: 1010 - LIBRARY OPERATING FUND							
Revenue	1,070,520	1,096,370	1,136,000	1,244,079	1,136,000	1,161,000	1,161,000
Expense	876,816	976,243	1,084,604	938,891	1,295,621	1,470,746	1,477,861
Fund: 1010 - LIBRARY OPERATING FUND Surplus (Deficit):	**193,704**	**120,127**	**51,396**	**305,187**	**-159,621**	**-309,746**	**-316,861**
Fund: 2000 - TRAFFIC SAFETY FUND							
Revenue	92,379	107,714	173,000	93,436	173,000	173,000	173,000
Expense	110,973	119,649	137,876	104,997	137,712	117,607	122,448
Fund: 2000 - TRAFFIC SAFETY FUND Surplus (Deficit):	**-18,594**	**-11,935**	**35,124**	**-11,561**	**35,288**	**55,393**	**50,552**
Fund: 2001 - TRAFFIC SYSTM MGMT FUND							
Revenue	27,271	-52,759	495,144	93,554	351,348	740,934	740,934
Expense	85,670	892,431	636,939	181,867	201,037	453,651	457,125
Fund: 2001 - TRAFFIC SYSTM MGMT FUND Surplus (Deficit):	**-58,399**	**-945,190**	**-141,795**	**-88,313**	**150,311**	**287,283**	**283,809**
Fund: 2002 - CITY-WIDE TRAFFIC MITIGAT							
Revenue	128,724	-552,134	1,157,000	534,994	809,000	3,867,711	3,867,711
Expense	16,154	126,818	8,090,508	5,484,902	6,207,983	1,912,392	1,912,392
Fund: 2002 - CITY-WIDE TRAFFIC MITIGAT Surplus (Deficit):	**112,569**	**-678,953**	**-6,933,508**	**-4,949,908**	**-5,398,983**	**1,955,319**	**1,955,319**
Fund: 2003 - CROSSING GUARD FUND							
Revenue	-1,514	-705	5,000	104	5,000	5,000	5,000
Expense	62,353	53,980	0	3	0	0	0
Fund: 2003 - CROSSING GUARD FUND Surplus (Deficit):	**-63,866**	**-54,684**	**5,000**	**101**	**5,000**	**5,000**	**5,000**
Fund: 2004 - LIBRARY FACILITIES							
Revenue	86,250	-56,794	238,082	2,268,675	168,641	405,592	405,592
Expense	0	0	31,500	0	6,500	0	0
Fund: 2004 - LIBRARY FACILITIES Surplus (Deficit):	**86,250**	**-56,794**	**206,582**	**2,268,675**	**162,141**	**405,592**	**405,592**
Fund: 2005 - OPEN SPACE MAINTENANCE							
Revenue	13,782	18,801	5,000	19,060	20,238	20,300	20,300
Expense	6,900	6,972	28,800	11,308	28,800	30,600	30,600
Fund: 2005 - OPEN SPACE MAINTENANCE Surplus (Deficit):	**6,882**	**11,829**	**-23,800**	**7,752**	**-8,562**	**-10,300**	**-10,300**
Fund: 2006 - TREE AND LANDSCAPE FEES							
Revenue	383	-5,342	13,000	3,105	13,000	13,000	13,000
Expense	0	0	130,000	0	0	130,000	130,000
Fund: 2006 - TREE AND LANDSCAPE FEES Surplus (Deficit):	**383**	**-5,342**	**-117,000**	**3,105**	**13,000**	**-117,000**	**-117,000**

Account Type	2020-2021 Actual	2021-2022 Actual	2022-2023 Total Budget	2022-2023 YTD Actual	2022-2023 CY Estimate	Defined Budgets 2023-2024 Recommended	2023-2024 Adopted-PRT
Fund: 2007 - ART IN PUBLIC PLACES							
Revenue	129,446	-135,142	454,022	121,075	342,022	1,424,000	1,424,000
Expense	60,766	76,824	928,267	222,051	300,008	842,367	847,760
Fund: 2007 - ART IN PUBLIC PLACES Surplus (Deficit):	**68,680**	**-211,966**	**-474,245**	**-100,976**	**42,014**	**581,633**	**576,240**
Fund: 2008 - BICYCLE PATH/MULTI-USE TR							
Revenue	219	-3,929	2,000	2,094	2,000	2,000	2,000
Fund: 2008 - BICYCLE PATH/MULTI-USE TR Total:	**219**	**-3,929**	**2,000**	**2,094**	**2,000**	**2,000**	**2,000**
Fund: 2009 - MUNICIPAL POOL							
Revenue	529	-9,497	3,000	5,064	3,000	3,000	3,000
Fund: 2009 - MUNICIPAL POOL Total:	**529**	**-9,497**	**3,000**	**5,064**	**3,000**	**3,000**	**3,000**
Fund: 2010 - COMMUNITY WIDE PARK DEVT							
Revenue	33,930	-29,170	1,041,828	52,793	1,041,828	3,430,047	3,430,047
Expense	16,908	4,685	1,835,888	55,054	1,598	1,761,373	1,761,373
Fund: 2010 - COMMUNITY WIDE PARK DEVT Surplus (Deficit):	**17,022**	**-33,855**	**-794,060**	**-2,261**	**1,040,231**	**1,668,674**	**1,668,674**
Fund: 2011 - PARK IMPROVEMENT ZONE 2017-1							
Revenue	1,207	-22,915	20,000	28,702	20,000	3,174,921	3,174,921
Expense	0	0	420,000	17,888	0	792,500	792,500
Fund: 2011 - PARK IMPROVEMENT ZONE 2017-1 Surplus (Deficit):	**1,207**	**-22,915**	**-400,000**	**10,813**	**20,000**	**2,382,421**	**2,382,421**
Fund: 2013 - PARK IMPROVEMENT ZONE 2017-2							
Revenue	22,953	-243	577,000	129	283,000	437,408	437,408
Expense	0	0	140,000	0	0	140,000	140,000
Fund: 2013 - PARK IMPROVEMENT ZONE 2017-2 Surplus (Deficit):	**22,953**	**-243**	**437,000**	**129**	**283,000**	**297,408**	**297,408**
Fund: 2014 - LOS ANGELES A.O.C.							
Revenue	61,068	-257,667	1,922,111	708,940	958,254	4,238,450	4,238,450
Expense	136,110	965,119	10,452,431	4,348,446	5,102,208	5,361,836	5,361,836
Fund: 2014 - LOS ANGELES A.O.C. Surplus (Deficit):	**-75,042**	**-1,222,787**	**-8,530,320**	**-3,639,505**	**-4,143,954**	**-1,123,386**	**-1,123,386**
Fund: 2015 - TIERRA REJADA/SPRING AOC							
Revenue	155,668	-4,685	0	2,498	0	132,598	132,598
Fund: 2015 - TIERRA REJADA/SPRING AOC Total:	**155,668**	**-4,685**	**0**	**2,498**	**0**	**132,598**	**132,598**
Fund: 2016 - CASEY/GABBERT A.O.C.							
Revenue	174	-3,128	1,000	1,667	1,000	1,000	1,000
Fund: 2016 - CASEY/GABBERT A.O.C. Total:	**174**	**-3,128**	**1,000**	**1,667**	**1,000**	**1,000**	**1,000**
Fund: 2017 - FREMONT STORM DRAIN AOC							
Revenue	29	-524	1,000	279	1,000	1,000	1,000
Fund: 2017 - FREMONT STORM DRAIN AOC Total:	**29**	**-524**	**1,000**	**279**	**1,000**	**1,000**	**1,000**
Fund: 2018 - ENDOWMENT FUND							
Revenue	359,584	-184,780	2,248,000	248,309	1,039,897	3,681,107	3,681,107

Account Type	2020-2021 Actual	2021-2022 Actual	2022-2023 Total Budget	2022-2023 YTD Actual	2022-2023 CY Estimate	Defined Budgets 2023-2024 Recommended	2023-2024 Adopted-PRT
Expense	511,803	521,915	1,451,900	697,066	781,375	630,447	630,447
Fund: 2018 - ENDOWMENT FUND Surplus (Deficit):	**-152,218**	**-706,695**	**796,100**	**-448,757**	**258,522**	**3,050,661**	**3,050,661**
Fund: 2019 - OPEN SPACE ACQUISITION FUND							
Revenue	3,799	-68,213	1,000	36,375	1,000	1,000	1,000
Fund: 2019 - OPEN SPACE ACQUISITION FUND Total:	**3,799**	**-68,213**	**1,000**	**36,375**	**1,000**	**1,000**	**1,000**
Fund: 2020 - WC TRAFFIC NOISE ATTENUATION							
Revenue	44	-785	0	418	0	0	0
Fund: 2020 - WC TRAFFIC NOISE ATTENUATION Total:	**44**	**-785**	**0**	**418**	**0**	**0**	**0**
Fund: 2121 - CITY AFFORDABLE HOUSING							
Revenue	126,312	42,730	65,000	49,569	65,000	65,000	65,000
Expense	342,599	289,710	454,162	197,373	398,047	383,431	400,595
Fund: 2121 - CITY AFFORDABLE HOUSING Surplus (Deficit):	**-216,287**	**-246,980**	**-389,162**	**-147,803**	**-333,047**	**-318,431**	**-335,595**
Fund: 2122 - CALHOME PROG REUSE FUND							
Revenue	176	-3,155	1,000	1,682	1,000	1,000	1,000
Fund: 2122 - CALHOME PROG REUSE FUND Total:	**176**	**-3,155**	**1,000**	**1,682**	**1,000**	**1,000**	**1,000**
Fund: 2123 - HOUSING-SUCCESSOR AGENCY							
Revenue	17,621	27,373	23,000	36,011	23,000	23,000	23,000
Expense	43,733	59,486	235,553	72,426	95,782	114,468	116,464
Fund: 2123 - HOUSING-SUCCESSOR AGENCY Surplus (Deficit):	**-26,112**	**-32,113**	**-212,553**	**-36,415**	**-72,782**	**-91,468**	**-93,464**
Fund: 2200 - COMMUNITY DEVELOPMENT							
Revenue	2,065,360	2,345,220	2,682,532	1,021,639	2,861,939	3,027,124	3,086,570
Expense	2,065,360	2,344,034	2,917,320	2,167,876	2,861,939	3,027,124	3,086,570
Fund: 2200 - COMMUNITY DEVELOPMENT Surplus (Deficit):	**0**	**1,186**	**-234,788**	**-1,146,237**	**0**	**0**	**0**
Fund: 2205 - ENGINEERING/PW FUND							
Revenue	467,787	411,549	511,788	432,997	538,476	506,413	517,962
Expense	467,787	411,374	557,788	557,778	538,476	506,413	517,962
Fund: 2205 - ENGINEERING/PW FUND Surplus (Deficit):	**0**	**175**	**-46,000**	**-124,780**	**0**	**0**	**0**
Fund: 2300 - AD 84-2 CITYWIDE LLMD							
Revenue	531,416	548,256	606,703	490,637	496,326	580,127	580,127
Expense	566,233	436,087	703,443	511,509	630,907	650,862	652,026
Fund: 2300 - AD 84-2 CITYWIDE LLMD Surplus (Deficit):	**-34,817**	**112,170**	**-96,740**	**-20,871**	**-134,581**	**-70,735**	**-71,899**
Fund: 2301 - 84-2 PECAN AVE T2851							
Revenue	24,685	28,096	24,190	10,482	17,626	24,656	24,656
Expense	19,693	18,135	25,271	22,145	24,656	25,740	25,917
Fund: 2301 - 84-2 PECAN AVE T2851 Surplus (Deficit):	**4,991**	**9,961**	**-1,081**	**-11,662**	**-7,031**	**-1,084**	**-1,261**
Fund: 2302 - 84-2 STEEPLE HILL T2865							
Revenue	74,251	75,115	74,839	80,902	74,339	74,839	74,839

Account Type	2020-2021 Actual	2021-2022 Actual	2022-2023 Total Budget	2022-2023 YTD Actual	2022-2023 CY Estimate	Defined Budgets 2023-2024 Recommended	2023-2024 Adopted-PRT
Expense	69,688	73,286	90,296	66,912	81,246	93,147	93,586
Fund: 2302 - 84-2 STEEPLE HILL T2865 Surplus (Deficit):	**4,563**	**1,829**	**-15,457**	**13,989**	**-6,907**	**-18,308**	**-18,747**
Fund: 2303 - 84-2 BUTTERCREEK T3032							
Revenue	3,074	4,262	5,839	3,330	3,079	3,766	3,766
Expense	5,163	2,748	5,459	3,923	4,259	5,510	5,523
Fund: 2303 - 84-2 BUTTERCREEK T3032 Surplus (Deficit):	**-2,089**	**1,514**	**380**	**-593**	**-1,180**	**-1,744**	**-1,757**
Fund: 2304 - 84-2 WILLIAMS RANCH T3274							
Revenue	6,418	6,596	6,383	6,932	6,383	6,383	6,383
Expense	6,017	6,739	8,551	6,356	8,051	8,558	8,622
Fund: 2304 - 84-2 WILLIAMS RANCH T3274 Surplus (Deficit):	**401**	**-143**	**-2,168**	**575**	**-1,668**	**-2,175**	**-2,239**
Fund: 2305 - 84-2 PHEASANT T3019/3525							
Revenue	65,006	130,090	87,539	25,758	71,231	82,469	82,469
Expense	81,523	72,482	93,078	66,285	82,469	94,972	95,554
Fund: 2305 - 84-2 PHEASANT T3019/3525 Surplus (Deficit):	**-16,517**	**57,608**	**-5,539**	**-40,527**	**-11,238**	**-12,503**	**-13,085**
Fund: 2306 - 84-2 INGLEWOOD ST T3306							
Revenue	5,334	1,624	1,980	988	1,047	1,816	1,816
Expense	1,456	1,095	1,916	783	1,816	1,930	1,933
Fund: 2306 - 84-2 INGLEWOOD ST T3306 Surplus (Deficit):	**3,878**	**529**	**64**	**204**	**-770**	**-114**	**-117**
Fund: 2307 - 84-2 LA AVE & GABBERT RD							
Revenue	11,290	11,252	11,298	12,356	11,298	11,298	11,298
Expense	11,021	11,310	22,154	10,155	20,354	21,302	21,402
Fund: 2307 - 84-2 LA AVE & GABBERT RD Surplus (Deficit):	**270**	**-58**	**-10,856**	**2,201**	**-9,056**	**-10,004**	**-10,104**
Fund: 2308 - 84-2 HOMES ACRES BUFFER							
Revenue	24,721	31,883	26,122	16,452	21,369	30,690	30,690
Expense	24,990	22,169	31,288	22,457	30,690	32,975	33,152
Fund: 2308 - 84-2 HOMES ACRES BUFFER Surplus (Deficit):	**-269**	**9,714**	**-5,166**	**-6,004**	**-9,321**	**-2,285**	**-2,462**
Fund: 2309 - 84-2 CONDOR DRIVE							
Revenue	6,250	9,670	7,153	1,465	5,626	7,493	7,493
Expense	5,334	5,697	7,543	5,272	7,493	7,981	8,028
Fund: 2309 - 84-2 CONDOR DRIVE Surplus (Deficit):	**916**	**3,973**	**-391**	**-3,806**	**-1,867**	**-488**	**-535**
Fund: 2310 - 84-2 MTN MEADOWS PC3							
Revenue	201,596	208,313	201,955	219,515	201,955	202,455	202,455
Expense	224,124	219,008	251,655	205,496	232,905	265,885	268,336
Fund: 2310 - 84-2 MTN MEADOWS PC3 Surplus (Deficit):	**-22,528**	**-10,695**	**-49,700**	**14,019**	**-30,950**	**-63,430**	**-65,881**
Fund: 2311 - 84-2 ALYSSAS COURT T4174							
Revenue	3,110	2,941	3,040	3,385	3,040	3,040	3,040
Expense	1,182	1,155	2,427	1,177	1,727	2,178	2,191

Account Type	2020-2021 Actual	2021-2022 Actual	2022-2023 Total Budget	2022-2023 YTD Actual	2022-2023 CY Estimate	Defined Budgets 2023-2024 Recommended	2023-2024 Adopted-PRT
Fund: 2311 - 84-2 ALYSSAS COURT T4174 Surplus (Deficit):	**1,928**	**1,786**	**613**	**2,208**	**1,313**	**862**	**849**
Fund: 2312 - 84-2 CARLSBERG							
Revenue	207,777	202,186	288,123	232,415	290,623	260,649	260,649
Expense	206,967	202,062	233,411	180,888	200,370	249,153	250,648
Fund: 2312 - 84-2 CARLSBERG Surplus (Deficit):	**810**	**124**	**54,712**	**51,526**	**90,253**	**11,496**	**10,001**
Fund: 2314 - SILVER OAK LN							
Revenue	4,103	6,476	11,737	2,024	4,519	11,070	11,070
Expense	3,886	4,610	11,946	4,307	10,971	6,708	6,746
Fund: 2314 - SILVER OAK LN Surplus (Deficit):	**217**	**1,866**	**-209**	**-2,283**	**-6,452**	**4,362**	**4,324**
Fund: 2315 - COUNTRY CLUB ESTATES							
Revenue	148,601	246,474	279,599	288,471	274,599	315,500	315,500
Expense	160,121	116,224	581,863	191,821	265,246	564,067	565,498
Fund: 2315 - COUNTRY CLUB ESTATES Surplus (Deficit):	**-11,520**	**130,250**	**-302,264**	**96,650**	**9,353**	**-248,567**	**-249,998**
Fund: 2316 - MOUNTAIN VIEW							
Revenue	3,023	4,822	7,450	9,729	6,650	14,950	14,950
Expense	8,976	31,710	14,684	5,865	14,688	15,049	15,096
Fund: 2316 - MOUNTAIN VIEW Surplus (Deficit):	**-5,952**	**-26,888**	**-7,234**	**3,863**	**-8,037**	**-99**	**-146**
Fund: 2318 - MOONSONG CT							
Revenue	18,160	17,206	20,143	20,562	20,143	15,200	15,200
Expense	11,814	8,442	14,966	8,722	11,766	13,402	13,466
Fund: 2318 - MOONSONG CT Surplus (Deficit):	**6,346**	**8,763**	**5,177**	**11,839**	**8,377**	**1,798**	**1,734**
Fund: 2319 - CAMPUS PLAZA							
Revenue	117	988	4,707	5,283	4,707	3,635	3,635
Expense	0	429	6,046	1,182	1,596	6,272	6,310
Fund: 2319 - CAMPUS PLAZA Surplus (Deficit):	**117**	**559**	**-1,339**	**4,101**	**3,111**	**-2,637**	**-2,675**
Fund: 2320 - MERIDIAN HILLS							
Revenue	363,968	355,446	422,856	376,741	412,856	525,800	525,800
Expense	374,232	378,149	471,611	326,814	414,111	586,286	589,800
Fund: 2320 - MERIDIAN HILLS Surplus (Deficit):	**-10,264**	**-22,703**	**-48,755**	**49,927**	**-1,255**	**-60,486**	**-64,000**
Fund: 2321 - CANTERBURY & IVY LN							
Revenue	7,410	12,265	19,036	20,567	19,036	19,923	19,923
Expense	5,985	6,452	20,766	5,147	18,425	20,447	20,473
Fund: 2321 - CANTERBURY & IVY LN Surplus (Deficit):	**1,425**	**5,814**	**-1,730**	**15,420**	**611**	**-524**	**-550**
Fund: 2322 - MOORPARK HIGHLANDS							
Revenue	696,778	769,633	914,677	800,916	902,677	897,550	897,550
Expense	737,273	640,418	901,728	593,492	802,912	849,373	855,004
Fund: 2322 - MOORPARK HIGHLANDS Surplus (Deficit):	**-40,495**	**129,215**	**12,950**	**207,424**	**99,765**	**48,178**	**42,547**

Account Type	2020-2021 Actual	2021-2022 Actual	2022-2023 Total Budget	2022-2023 YTD Actual	2022-2023 CY Estimate	Defined Budgets 2023-2024 Recommended	2023-2024 Adopted-PRT
Fund: 2323 - SUNCAL TRACT#5130							
Revenue	10	-185	100	98	100	100	100
Fund: 2323 - SUNCAL TRACT#5130 Total:	**10**	**-185**	**100**	**98**	**100**	**100**	**100**
Fund: 2324 - 875 LOS ANGELES AV							
Revenue	41	-741	300	395	300	300	300
Fund: 2324 - 875 LOS ANGELES AV Total:	**41**	**-741**	**300**	**395**	**300**	**300**	**300**
Fund: 2325 - PATRIOT COMMERCE CTR							
Revenue	13	-231	100	123	100	100	100
Fund: 2325 - PATRIOT COMMERCE CTR Total:	**13**	**-231**	**100**	**123**	**100**	**100**	**100**
Fund: 2326 - 14339-14349 WHITE SAGE RD							
Revenue	8	-150	100	79	100	100	100
Fund: 2326 - 14339-14349 WHITE SAGE RD Total:	**8**	**-150**	**100**	**79**	**100**	**100**	**100**
Fund: 2330 - AD 92-1 MISSION BELL PLZ							
Revenue	0	-3	100	1	0	0	0
Fund: 2330 - AD 92-1 MISSION BELL PLZ Total:	**0**	**-3**	**100**	**1**	**0**	**0**	**0**
Fund: 2331 - TUSCANY SQ							
Revenue	5	-97	100	51	100	100	100
Fund: 2331 - TUSCANY SQ Total:	**5**	**-97**	**100**	**51**	**100**	**100**	**100**
Fund: 2332 - 145 PARK LN							
Revenue	6	-107	100	56	100	100	100
Fund: 2332 - 145 PARK LN Total:	**6**	**-107**	**100**	**56**	**100**	**100**	**100**
Fund: 2390 - PARK MAINTENANCE DISTRICT							
Revenue	2,039,608	2,163,002	2,452,808	987,620	2,530,834	2,604,451	2,626,111
Expense	2,039,608	2,163,002	2,562,742	2,021,324	2,530,834	2,604,451	2,626,111
Fund: 2390 - PARK MAINTENANCE DISTRICT Surplus (Deficit):	**0**	**0**	**-109,934**	**-1,033,704**	**0**	**0**	**0**
Fund: 2401 - TEA 21 FEDERAL GRANTS							
Revenue	0	0	796,770	0	796,770	796,770	796,770
Expense	0	0	796,770	0	0	796,770	796,770
Fund: 2401 - TEA 21 FEDERAL GRANTS Surplus (Deficit):	**0**	**0**	**0**	**0**	**796,770**	**0**	**0**
Fund: 2409 - FEDERAL & STATE GRANTS							
Revenue	158,887	153,036	1,899,220	170,922	1,844,220	1,844,220	1,844,220
Expense	111,442	101,145	1,844,220	421,868	200,000	1,744,220	1,744,220
Fund: 2409 - FEDERAL & STATE GRANTS Surplus (Deficit):	**47,445**	**51,891**	**55,000**	**-250,945**	**1,644,220**	**100,000**	**100,000**
Fund: 2410 - SOLID WASTE AB939							
Revenue	373,451	122,113	459,900	558,082	481,702	485,300	485,300
Expense	252,381	348,985	434,264	376,279	454,401	538,637	554,108
Fund: 2410 - SOLID WASTE AB939 Surplus (Deficit):	**121,070**	**-226,872**	**25,636**	**181,802**	**27,301**	**-53,337**	**-68,808**

Account Type	2020-2021 Actual	2021-2022 Actual	2022-2023 Total Budget	2022-2023 YTD Actual	2022-2023 CY Estimate	Defined Budgets 2023-2024 Recommended	2023-2024 Adopted-PRT
Fund: 2411 - LOCAL TDA ARTICLE 3							
Revenue	5,108	-22,453	9,273	20,565	10,522	9,273	9,273
Expense	3,000	72,014	823,524	67,141	15,321	786,203	786,203
Fund: 2411 - LOCAL TDA ARTICLE 3 Surplus (Deficit):	**2,108**	**-94,467**	**-814,251**	**-46,576**	**-4,799**	**-776,930**	**-776,930**
Fund: 2412 - LOCAL TDA ARTICLE 8A							
Revenue	705,844	-42,155	820,000	514,336	820,000	820,000	820,000
Expense	746,340	293,270	942,037	292,882	401,840	841,420	855,584
Fund: 2412 - LOCAL TDA ARTICLE 8A Surplus (Deficit):	**-40,496**	**-335,426**	**-122,037**	**221,453**	**418,160**	**-21,420**	**-35,584**
Fund: 2413 - STATE TRANSIT ASSISTANCE							
Revenue	14,398	24,253	10,000	20,950	10,000	10,000	10,000
Expense	29,450	21,720	9,901	9,900	9,901	3,000	3,000
Fund: 2413 - STATE TRANSIT ASSISTANCE Surplus (Deficit):	**-15,052**	**2,532**	**99**	**11,050**	**99**	**7,000**	**7,000**
Fund: 2414 - LOCAL TDA ARTICLE 8C							
Revenue	1,668,649	1,879,066	1,707,020	1,720,183	1,951,024	1,951,024	1,951,024
Expense	1,334,569	1,724,375	2,506,348	2,279,769	2,364,534	2,269,016	2,274,502
Fund: 2414 - LOCAL TDA ARTICLE 8C Surplus (Deficit):	**334,079**	**154,691**	**-799,328**	**-559,585**	**-413,510**	**-317,992**	**-323,478**
Fund: 2415 - GAS TAX							
Revenue	808,940	841,136	969,247	938,119	969,247	1,054,000	1,054,000
Expense	861,713	986,527	1,025,368	695,730	804,889	989,051	1,004,225
Fund: 2415 - GAS TAX Surplus (Deficit):	**-52,773**	**-145,391**	**-56,121**	**242,389**	**164,358**	**64,949**	**49,775**
Fund: 2416 - ROAD MAINT & REHAB							
Revenue	738,781	682,385	724,044	750,991	724,044	895,500	895,500
Expense	843,961	31,885	619,549	41,336	124,549	519,549	519,549
Fund: 2416 - ROAD MAINT & REHAB Surplus (Deficit):	**-105,180**	**650,500**	**104,495**	**709,654**	**599,495**	**375,951**	**375,951**
Fund: 2417 - STATE OF GOOD REPAIR							
Revenue	3,008	381	3,000	62	3,000	3,000	3,000
Expense	0	6,872	453	453	453	0	0
Fund: 2417 - STATE OF GOOD REPAIR Surplus (Deficit):	**3,008**	**-6,490**	**2,547**	**-390**	**2,547**	**3,000**	**3,000**
Fund: 2433 - 2006 SHEKELL FIRES							
Revenue	2	-28	0	15	0	0	0
Fund: 2433 - 2006 SHEKELL FIRES Total:	**2**	**-28**	**0**	**15**	**0**	**0**	**0**
Fund: 2434 - PROP 1B-LOCAL STREETS&RDS							
Revenue	37,239	228,299	228,655	8,337	228,655	228,655	228,655
Expense	35,630	254,626	277,704	284,211	284,212	3,000	3,000
Fund: 2434 - PROP 1B-LOCAL STREETS&RDS Surplus (Deficit):	**1,609**	**-26,327**	**-49,049**	**-275,874**	**-55,557**	**225,655**	**225,655**
Fund: 2800 - AMERICAN RESCUE PLAN ACT (ARPA-CLFR)							
Revenue	0	2,012,870	0	4,241,757	4,350,837	0	0

Account Type	Actual	2021-2022 Actual	2022-2023 Total Budget	2022-2023 YTD Actual	2022-2023 CY Estimate	Defined Budgets 2023-2024 Recommended	2023-2024 Adopted-PRT
Expense	0	2,012,870	5,838,798	70,000	150,000	5,688,798	5,688,798
Fund: 2800 - AMERICAN RESCUE PLAN ACT (ARPA-CLFR) Surplus (Deficit):	**0**	**0**	**-5,838,798**	**4,171,757**	**4,200,837**	**-5,688,798**	**-5,688,798**
Fund: 2910 - JPA MWPR CONSERVATION FUND							
Revenue	57,912	7,068	6,900	28,216	6,900	8,700	8,700
Expense	7,533	27,949	30,689	44,940	31,412	8,700	8,700
Fund: 2910 - JPA MWPR CONSERVATION FUND Surplus (Deficit):	**50,379**	**-20,881**	**-23,789**	**-16,724**	**-24,512**	**0**	**0**
Fund: 3000 - CAPITAL PROJECTS FUND							
Revenue	1,094	-19,639	10,000	10,472	10,000	10,000	10,000
Fund: 3000 - CAPITAL PROJECTS FUND Total:	**1,094**	**-19,639**	**10,000**	**10,472**	**10,000**	**10,000**	**10,000**
Fund: 3001 - CITY HALL IMPROVEMENT FUND							
Revenue	2,149	6,088,354	55,000	-57,308	55,000	55,000	55,000
Expense	214,617	4,862,087	5,070,693	1,029,398	789,254	3,625,721	3,625,721
Fund: 3001 - CITY HALL IMPROVEMENT FUND Surplus (Deficit):	**-212,467**	**1,226,267**	**-5,015,693**	**-1,086,707**	**-734,254**	**-3,570,721**	**-3,570,721**
Fund: 3002 - POLICE FACILITIES FUND							
Revenue	106,491	170	400,522	9,787	312,997	543,543	543,543
Fund: 3002 - POLICE FACILITIES FUND Total:	**106,491**	**170**	**400,522**	**9,787**	**312,997**	**543,543**	**543,543**
Fund: 3003 - EQUIPMENT REPLACEMENT FUND							
Revenue	1,853	-38,441	30,000	21,453	30,000	30,000	30,000
Expense	20,165	251,884	523,251	92,198	92,201	1,000,000	1,000,000
Fund: 3003 - EQUIPMENT REPLACEMENT FUND Surplus (Deficit):	**-18,312**	**-290,325**	**-493,251**	**-70,744**	**-62,201**	**-970,000**	**-970,000**
Fund: 3004 - SPECIAL PROJECTS							
Revenue	4,005,467	3,741,633	0	-150,728	0	0	0
Expense	0	7,076,997	1,615,000	34,181	12,469	1,602,531	1,602,531
Fund: 3004 - SPECIAL PROJECTS Surplus (Deficit):	**4,005,467**	**-3,335,364**	**-1,615,000**	**-184,909**	**-12,469**	**-1,602,531**	**-1,602,531**
Fund: 3005 - REMAINING BOND PROCEEDS							
Revenue	3,482	-57,282	0	29,110	0	0	0
Expense	1,290	264,335	1,750,000	12,711	80,000	1,670,000	1,670,000
Fund: 3005 - REMAINING BOND PROCEEDS Surplus (Deficit):	**2,192**	**-321,617**	**-1,750,000**	**16,399**	**-80,000**	**-1,670,000**	**-1,670,000**
Fund: 3006 - PEG CAPITAL FUND							
Revenue	82,411	61,856	82,400	101,011	83,100	82,400	82,400
Expense	15,152	2,278	15,000	457	15,000	20,000	20,000
Fund: 3006 - PEG CAPITAL FUND Surplus (Deficit):	**67,260**	**59,579**	**67,400**	**100,553**	**68,100**	**62,400**	**62,400**
Fund: 3007 - DDA SETTLEMENT CAPITAL FUNDS							
Revenue	3,674	-65,967	0	35,177	0	0	0
Fund: 3007 - DDA SETTLEMENT CAPITAL FUNDS Total:	**3,674**	**-65,967**	**0**	**35,177**	**0**	**0**	**0**
Fund: 3008 - IT EQUIPMENT REPLACEMENT FUND							
Revenue	-2,302	-9,825	0	5,518	0	0	0

Account Type	2020-2021 Actual	2021-2022 Actual	2022-2023 Total Budget	2022-2023 YTD Actual	2022-2023 CY Estimate	Defined Budgets 2023-2024 Recommended	2023-2024 Adopted-PRT
Expense	114,221	12,673	200,907	21,233	200,907	110,526	110,526
Fund: 3008 - IT EQUIPMENT REPLACEMENT FUND Surplus (Deficit):	**-116,523**	**-22,498**	**-200,907**	**-15,715**	**-200,907**	**-110,526**	**-110,526**
Fund: 3009 - VEHICLE REPLACEMENT FUND							
Revenue	23,829	-3,429	10,000	33,947	0	0	0
Expense	0	0	143,069	142,779	129,569	113,656	113,656
Fund: 3009 - VEHICLE REPLACEMENT FUND Surplus (Deficit):	**23,829**	**-3,429**	**-133,069**	**-108,832**	**-129,569**	**-113,656**	**-113,656**
Fund: 3010 - FACILITIES REPLACEMENT FUND							
Revenue	1,022	-18,351	0	9,785	0	0	0
Expense	0	0	6,274	0	6,274	250,000	250,000
Fund: 3010 - FACILITIES REPLACEMENT FUND Surplus (Deficit):	**1,022**	**-18,351**	**-6,274**	**9,785**	**-6,274**	**-250,000**	**-250,000**
Fund: 6001 - AD 92-1 MISSION BELL							
Revenue	0	733,300	0	0	0	0	0
Fund: 6001 - AD 92-1 MISSION BELL Total:	**0**	**733,300**	**0**	**0**	**0**	**0**	**0**
Fund: 6002 - CFD 97-1 CARLSBERG							
Revenue	0	1,412,300	0	0	0	0	0
Fund: 6002 - CFD 97-1 CARLSBERG Total:	**0**	**1,412,300**	**0**	**0**	**0**	**0**	**0**
Fund: 6003 - CFD 2004-01 HIGHLAND							
Revenue	0	2,126,347	0	0	0	0	0
Fund: 6003 - CFD 2004-01 HIGHLAND Total:	**0**	**2,126,347**	**0**	**0**	**0**	**0**	**0**
Fund: 7100 - SARA OBLIGATION RETIREMENT							
Revenue	1,535,604	1,464,705	1,517,635	1,491,221	1,517,635	1,522,823	1,522,823
Expense	1,564,410	1,478,836	1,517,635	1,393,936	1,517,635	1,522,823	1,522,823
Fund: 7100 - SARA OBLIGATION RETIREMENT Surplus (Deficit):	**-28,807**	**-14,131**	**0**	**97,285**	**0**	**0**	**0**
Fund: 7101 - SARA ECONOMIC DEVT							
Revenue	195,000	125,000	175,000	37,500	175,000	175,000	175,000
Expense	200,786	779,413	175,000	134,225	175,000	175,000	175,000
Fund: 7101 - SARA ECONOMIC DEVT Surplus (Deficit):	**-5,786**	**-654,413**	**0**	**-96,725**	**0**	**0**	**0**
Fund: 7103 - SARA 2001 TAB PROCEEDS							
Revenue	0	-1,206,598	0	0	0	0	0
Fund: 7103 - SARA 2001 TAB PROCEEDS Total:	**0**	**-1,206,598**	**0**	**0**	**0**	**0**	**0**
Fund: 7104 - SARA 2006 TAB PROCEEDS							
Expense	0	399,200	0	0	0	0	0
Fund: 7104 - SARA 2006 TAB PROCEEDS Total:	**0**	**399,200**	**0**	**0**	**0**	**0**	**0**
Fund: 7108 - SARA 2001 TARB PROCEEDS							
Revenue	3	11	0	306	0	0	0
Fund: 7108 - SARA 2001 TARB PROCEEDS Total:	**3**	**11**	**0**	**306**	**0**	**0**	**0**

Account Type	2020-2021 Actual	2021-2022 Actual	2022-2023 Total Budget	2022-2023 YTD Actual	2022-2023 CY Estimate	Defined Budgets 2023-2024 Recommended	2023-2024 Adopted-PRT
Fund: 7109 - SARA 2014 DEBT SVC							
Revenue	1,021,234	1,656,184	1,002,023	1,061,754	1,002,023	998,610	998,610
Expense	302,687	346,828	1,002,023	209,945	1,002,023	998,610	998,610
Fund: 7109 - SARA 2014 DEBT SVC Surplus (Deficit):	**718,548**	**1,309,356**	**0**	**851,808**	**0**	**0**	**0**
Fund: 7110 - SARA 2016 TARB PROCEEDS							
Revenue	3	0	0	237	0	0	0
Fund: 7110 - SARA 2016 TARB PROCEEDS Total:	**3**	**0**	**0**	**237**	**0**	**0**	**0**
Fund: 7111 - SARA 2016 DEBT SVC							
Revenue	347,465	341,089	340,613	357,922	340,613	349,213	349,213
Expense	311,834	310,484	340,613	309,546	340,613	349,213	349,213
Fund: 7111 - SARA 2016 DEBT SVC Surplus (Deficit):	**35,631**	**30,605**	**0**	**48,375**	**0**	**0**	**0**
Fund: 7199 - POOLED SARA CASH FUND							
Revenue	0	641,841	0	0	0	0	0
Expense	0	641,841	0	0	0	0	0
Fund: 7199 - POOLED SARA CASH FUND Surplus (Deficit):	**0**	**0**	**0**	**0**	**0**	**0**	**0**
Fund: 9000 - INTERNAL SERVICES FUND							
Expense	0	-512	60,500	1,058,317	0	0	0
Fund: 9000 - INTERNAL SERVICES FUND Total:	**0**	**-512**	**60,500**	**1,058,317**	**0**	**0**	**0**
Fund: 9900 - GOVERNMENT-WIDE FUND							
Expense	0	14,571	0	0	0	0	0
Fund: 9900 - GOVERNMENT-WIDE FUND Total:	**0**	**14,571**	**0**	**0**	**0**	**0**	**0**
Report Surplus (Deficit):	**-2,323,396**	**-2,323,396**	**-34,141,636**	**956,417**	**-371,294**	**-4,667,302**	**-5,125,525**

Fund Summary

Fund	2020-2021 Actual	2021-2022 Actual	2022-2023 Total Budget	2022-2023 YTD Actual	Defined Budgets 2022-2023 CY Estimate	Defined Budgets 2023-2024 Recommended	2023-2024 Adopted-PRT
1000 - GENERAL FUND	-441,194	-917,904	-488,473	6705522	1,223,048	653,149	302,718
1010 - LIBRARY OPERATING FUND	-193,704	-120,127	51,396	305187	-159,621	-309,746	-316,861
2000 - TRAFFIC SAFETY FUND	18,594	11,935	35,124	-11561	35,288	55,393	50,552
2001 - TRAFFIC SYSTM MGMT FUND	58,399	945,190	-141,795	-88313	150,311	287,283	283,809
2002 - CITY-WIDE TRAFFIC MITIGAT	-112,569	678,953	-6,933,508	-4949908	-5,398,983	1,955,319	1,955,319
2003 - CROSSING GUARD FUND	63,866	54,684	5,000	101	5,000	5,000	5,000
2004 - LIBRARY FACILITIES	-86,250	56,794	206,582	2268675	162,141	405,592	405,592
2005 - OPEN SPACE MAINTENANCE	-6,882	-11,829	-23,800	7752	-8,562	-10,300	-10,300
2006 - TREE AND LANDSCAPE FEES	-383	5,342	-117,000	3105	13,000	-117,000	-117,000
2007 - ART IN PUBLIC PLACES	-68,680	211,966	-474,245	-100976	42,014	581,633	576,240
2008 - BICYCLE PATH/MULTI-USE TR	-219	3,929	2,000	2094	2,000	2,000	2,000
2009 - MUNICIPAL POOL	-529	9,497	3,000	5064	3,000	3,000	3,000
2010 - COMMUNITY WIDE PARK DEVT	-17,022	33,855	-794,060	-2261	1,040,231	1,668,674	1,668,674
2011 - PARK IMPROVEMENT ZONE 2017-1	-1,207	22,915	-400,000	10813	20,000	2,382,421	2,382,421
2013 - PARK IMPROVEMENT ZONE 2017-2	-22,953	243	437,000	129	283,000	297,408	297,408
2014 - LOS ANGELES A.O.C.	75,042	1,222,787	-8,530,320	-3639505	-4,143,954	-1,123,386	-1,123,386
2015 - TIERRA REJADA/SPRING AOC	-155,668	4,685	0	2498	0	132,598	132,598
2016 - CASEY/GABBERT A.O.C.	-174	3,128	1,000	1667	1,000	1,000	1,000
2017 - FREMONT STORM DRAIN AOC	-29	524	1,000	279	1,000	1,000	1,000
2018 - ENDOWMENT FUND	152,218	706,695	796,100	-448757	258,522	3,050,661	3,050,661
2019 - OPEN SPACE ACQUISITION FUND	-3,799	68,213	1,000	36375	1,000	1,000	1,000
2020 - WC TRAFFIC NOISE ATTENUATION	-44	785	0	418	0	0	0
2121 - CITY AFFORDABLE HOUSING	216,287	246,980	-389,162	-147803	-333,047	-318,431	-335,595
2122 - CALHOME PROG REUSE FUND	-176	3,155	1,000	1682	1,000	1,000	1,000
2123 - HOUSING-SUCCESSOR AGENCY	26,112	32,113	-212,553	-36415	-72,782	-91,468	-93,464
2200 - COMMUNITY DEVELOPMENT	0	-1,186	-234,788	-1146237	0	0	0
2205 - ENGINEERING/PW FUND	0	-175	-46,000	-124780	0	0	0
2300 - AD 84-2 CITYWIDE LLMD	34,817	-112,170	-96,740	-20871	-134,581	-70,735	-71,899
2301 - 84-2 PECAN AVE T2851	-4,991	-9,961	-1,081	-11662	-7,031	-1,084	-1,261
2302 - 84-2 STEEPLE HILL T2865	-4,563	-1,829	-15,457	13989	-6,907	-18,308	-18,747
2303 - 84-2 BUTTERCREEK T3032	2,089	-1,514	380	-593	-1,180	-1,744	-1,757
2304 - 84-2 WILLIAMS RANCH T3274	-401	143	-2,168	575	-1,668	-2,175	-2,239
2305 - 84-2 PHEASANT T3019/3525	16,517	-57,608	-5,539	-40527	-11,238	-12,503	-13,085
2306 - 84-2 INGLEWOOD ST T3306	-3,878	-529	64	204	-770	-114	-117
2307 - 84-2 LA AVE & GABBERT RD	-270	58	-10,856	2201	-9,056	-10,004	-10,104
2308 - 84-2 HOMES ACRES BUFFER	269	-9,714	-5,166	-6004	-9,321	-2,285	-2,462
2309 - 84-2 CONDOR DRIVE	-916	-3,973	-391	-3806	-1,867	-488	-535
2310 - 84-2 MTN MEADOWS PC3	22,528	10,695	-49,700	14019	-30,950	-63,430	-65,881
2311 - 84-2 ALYSSAS COURT T4174	-1,928	-1,786	613	2208	1,313	862	849
2312 - 84-2 CARLSBERG	-810	-124	54,712	51526	90,253	11,496	10,001

Budget Worksheet

Fund	2020-2021 Actual	2021-2022 Actual	2022-2023 Total Budget	2022-2023 YTD Actual	Defined Budgets 2022-2023 CY Estimate	Defined Budgets 2023-2024 Recommended	Defined Budgets 2023-2024 Adopted-PRT
2314 - SILVER OAK LN	-217	-1,866	-209	-2283	-6,452	4,362	4,324
2315 - COUNTRY CLUB ESTATES	11,520	-130,250	-302,264	96650	9,353	-248,567	-249,998
2316 - MOUNTAIN VIEW	5,952	26,888	-7,234	3863	-8,037	-99	-146
2318 - MOONSONG CT	-6,346	-8,763	5,177	11839	8,377	1,798	1,734
2319 - CAMPUS PLAZA	-117	-559	-1,339	4101	3,111	-2,637	-2,675
2320 - MERIDIAN HILLS	10,264	22,703	-48,755	49927	-1,255	-60,486	-64,000
2321 - CANTERBURY & IVY LN	-1,425	-5,814	-1,730	15420	611	-524	-550
2322 - MOORPARK HIGHLANDS	40,495	-129,215	12,950	207424	99,765	48,178	42,547
2323 - SUNCAL TRACT#5130	-10	185	100	98	100	100	100
2324 - 875 LOS ANGELES AV	-41	741	300	395	300	300	300
2325 - PATRIOT COMMERCE CTR	-13	231	100	123	100	100	100
2326 - 14339-14349 WHITE SAGE RD	-8	150	100	79	100	100	100
2330 - AD 92-1 MISSION BELL PLZ	0	3	100	1	0	0	0
2331 - TUSCANY SQ	-5	97	100	51	100	100	100
2332 - 145 PARK LN	-6	107	100	56	100	100	100
2390 - PARK MAINTENANCE DISTRICT	0	0	-109,934	-1033704	0	0	0
2401 - TEA 21 FEDERAL GRANTS	0	0	0	0	796,770	0	0
2409 - FEDERAL & STATE GRANTS	-47,445	-51,891	55,000	-250945	1,644,220	100,000	100,000
2410 - SOLID WASTE AB939	-121,070	226,872	25,636	181802	27,301	-53,337	-68,808
2411 - LOCAL TDA ARTICLE 3	-2,108	94,467	-814,251	-46576	-4,799	-776,930	-776,930
2412 - LOCAL TDA ARTICLE 8A	40,496	335,426	-122,037	221453	418,160	-21,420	-35,584
2413 - STATE TRANSIT ASSISTANCE	15,052	-2,532	99	11050	99	7,000	7,000
2414 - LOCAL TDA ARTICLE 8C	-334,079	-154,691	-799,328	-559585	-413,510	-317,992	-323,478
2415 - GAS TAX	52,773	145,391	-56,121	242389	164,358	64,949	49,775
2416 - ROAD MAINT & REHAB	105,180	-650,500	104,495	709654	599,495	375,951	375,951
2417 - STATE OF GOOD REPAIR	-3,008	6,490	2,547	-390	2,547	3,000	3,000
2433 - 2006 SHEKELL FIRES	-2	28	0	15	0	0	0
2434 - PROP 1B-LOCAL STREETS&RDS	-1,609	26,327	-49,049	-275874	-55,557	225,655	225,655
2800 - AMERICAN RESCUE PLAN ACT (ARPA-CLFR)	0	0	-5,838,798	4171757	4,200,837	-5,688,798	-5,688,798
2910 - JPA MWPR CONSERVATION FUND	-50,379	20,881	-23,789	-16724	-24,512	0	0
3000 - CAPITAL PROJECTS FUND	-1,094	19,639	10,000	10472	10,000	10,000	10,000
3001 - CITY HALL IMPROVEMENT FUND	212,467	-1,226,267	-5,015,693	-1086707	-734,254	-3,570,721	-3,570,721
3002 - POLICE FACILITIES FUND	-106,491	-170	400,522	9787	312,997	543,543	543,543
3003 - EQUIPMENT REPLACEMENT FUND	18,312	290,325	-493,251	-70744	-62,201	-970,000	-970,000
3004 - SPECIAL PROJECTS	-4,005,467	3,335,364	-1,615,000	-184909	-12,469	-1,602,531	-1,602,531
3005 - REMAINING BOND PROCEEDS	-2,192	321,617	-1,750,000	16399	-80,000	-1,670,000	-1,670,000
3006 - PEG CAPITAL FUND	-67,260	-59,579	67,400	100553	68,100	62,400	62,400
3007 - DDA SETTLEMENT CAPITAL FUNDS	-3,674	65,967	0	35177	0	0	0
3008 - IT EQUIPMENT REPLACEMENT FUND	116,523	22,498	-200,907	-15715	-200,907	-110,526	-110,526
3009 - VEHICLE REPLACEMENT FUND	-23,829	3,429	-133,069	-108832	-129,569	-113,656	-113,656
3010 - FACILITIES REPLACEMENT FUND	-1,022	18,351	-6,274	9785	-6,274	-250,000	-250,000
6001 - AD 92-1 MISSION BELL	0	-733,300	0	0	0	0	0

Budget Worksheet

Fund	2020-2021 Actual	2021-2022 Actual	2022-2023 Total Budget	2022-2023 YTD Actual	Defined Budgets 2022-2023 CY Estimate	Defined Budgets 2023-2024 Recommended	Defined Budgets 2023-2024 Adopted-PRT
6002 - CFD 97-1 CARLSBERG	0	-1,412,300	0	0	0	0	0
6003 - CFD 2004-01 HIGHLAND	0	-2,126,347	0	0	0	0	0
7100 - SARA OBLIGATION RETIREMENT	28,807	14,131	0	97285	0	0	0
7101 - SARA ECONOMIC DEVT	5,786	654,413	0	-96725	0	0	0
7103 - SARA 2001 TAB PROCEEDS	0	1,206,598	0	0	0	0	0
7104 - SARA 2006 TAB PROCEEDS	0	399,200	0	0	0	0	0
7108 - SARA 2001 TARB PROCEEDS	-3	-11	0	306	0	0	0
7109 - SARA 2014 DEBT SVC	-718,548	-1,309,356	0	851808	0	0	0
7110 - SARA 2016 TARB PROCEEDS	-3	0	0	237	0	0	0
7111 - SARA 2016 DEBT SVC	-35,631	-30,605	0	48375	0	0	0
7199 - POOLED SARA CASH FUND	0	0	0	0	0	0	0
9000 - INTERNAL SERVICES FUND	0	-512	-60,500	-1058317	0	0	0
9900 - GOVERNMENT-WIDE FUND	0	14,571	0	0	0	0	0
Report Surplus (Deficit):	**5,311,974**	**-2,323,396**	**-34,141,636**	**956417**	**-371,294**	**-4,667,302**	**-5,125,525**


MOORPARK CALIFORNIA
INCORPORATED JULY 1 1983

Fiscal Year 2023/24

Revenue Summary

Revenues, All Funds, By Source

FY 2023/24 Adopted Budget

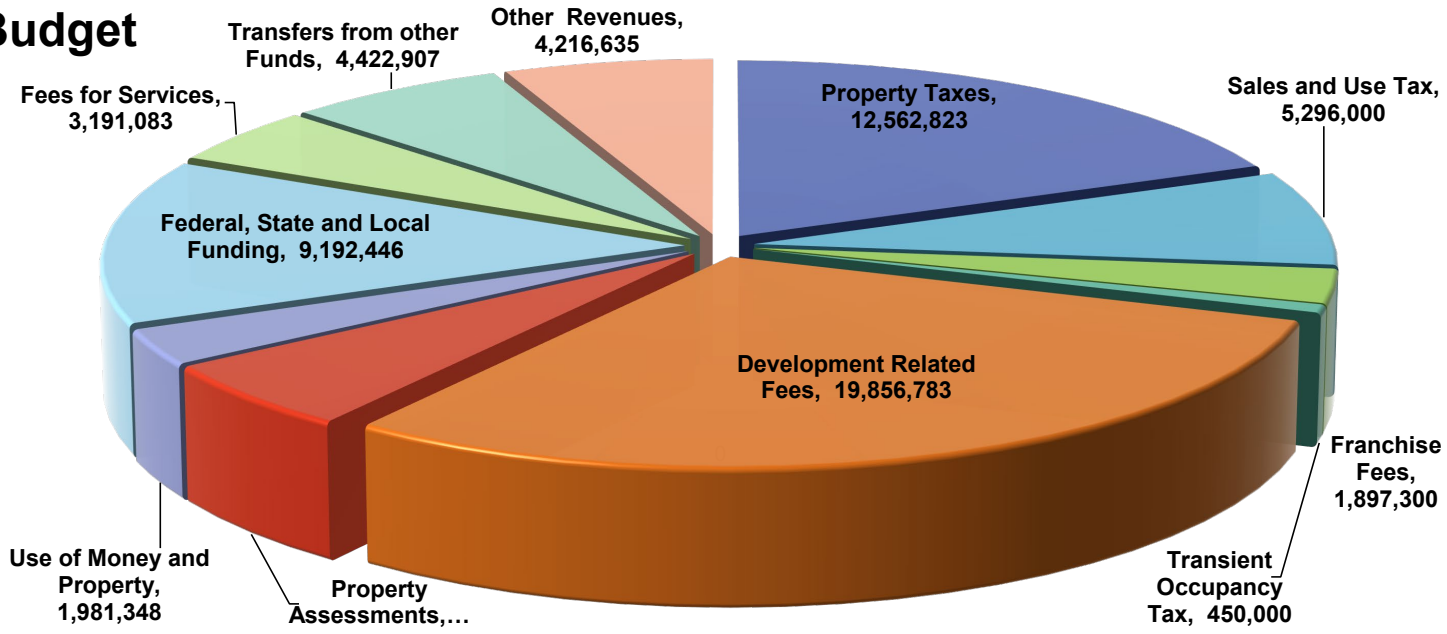

	General Fund [1]	Special Rev Funds	Capital Funds	SARA	All Funds
Property Taxes	11,030,000	10,000	-	1,522,823	12,562,823
Sales and Use Tax	5,296,000	-	-	-	5,296,000
Franchise Fees	1,400,600	414,300	82,400	-	1,897,300
Transient Occupancy Tax	450,000				450,000
Development Related Fees	-	19,313,240	543,543	-	19,856,783
Property Assessments	-	3,797,257	-	-	3,797,257
Use of Money and Property	363,448	1,522,900	95,000	-	1,981,348
Federal, State and Local Funding	633,976	8,558,470	-	-	9,192,446
Fees for Services	1,791,825	1,399,258	-	-	3,191,083
Transfers from other Funds	-	2,900,085	-	1,522,823	4,422,907
Other Revenues	2,859,882	1,356,753	-	-	4,216,635
	$ 23,825,731	**$ 39,272,263**	**$ 720,943**	**$ 3,045,645**	**$ 66,864,582**

[1] Includes Library Revenues

General Fund Revenues [1]

FY 2022/23 Adopted Budget

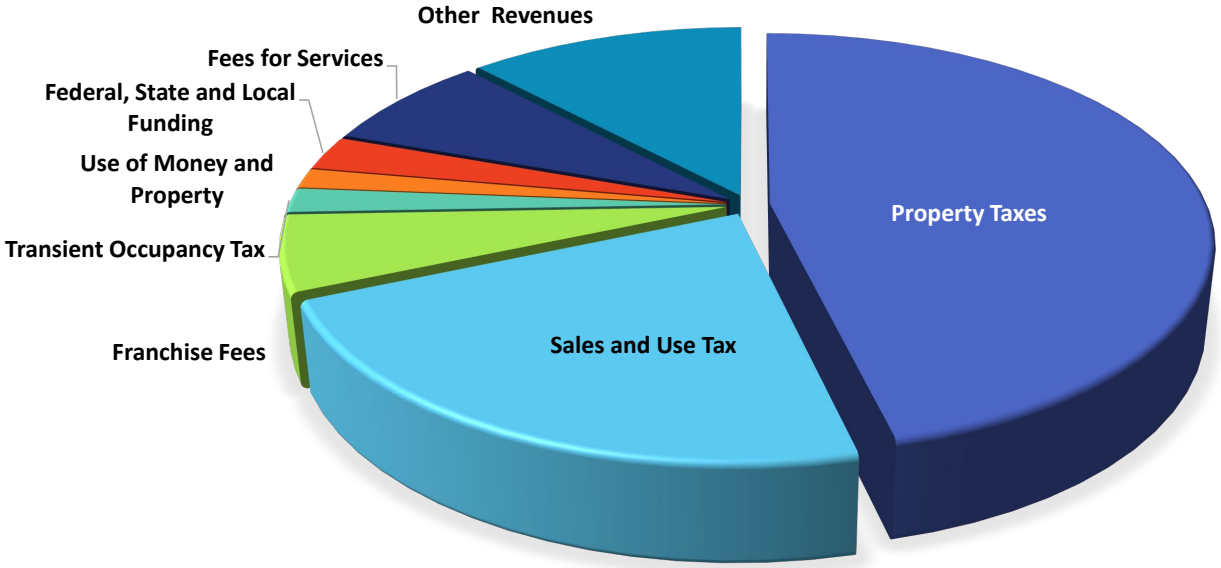

	General Fund [1]
Property Taxes	11,030,000
Sales and Use Tax	5,296,000
Franchise Fees	1,400,600
Transient Occupancy Tax	450,000
Use of Money and Property	363,448
Federal, State and Local Funding	633,976
Fees for Services	1,791,825
Other Revenues	2,859,882
	$ 23,825,731

[1] Includes Library Revenues

Revenue Budget Worksheet

Fund: 1000 - GENERAL FUND		2021-2022 Actual	2022-2023 Budget	2022-2023 YTD Actual	Defined Budgets 2022-2023 CY Estimate	2023-2024 Recommended	2023-2024 Adopted-PRT
Fund: 1000 - GENERAL FUND							
1000-000-00000-40000	GF - PROP TAXES-CY SEC	4,332,543	4,139,207	4,599,063	4,139,207	4,230,000	4,230,000
1000-000-00000-40010	GF - PROP TAXES-CY UNSEC	156,556	164,266	157,352	164,266	160,000	160,000
1000-000-00000-40020	GF - PROP TAXES PY	8,378	40,000	6,539	40,000	5,000	5,000
1000-000-00000-40030	GF - PROP TAXES-SUPP	104,743	100,000	58,530	100,000	100,000	100,000
1000-000-00000-40040	GF - REAL PROP TFER TX	397,286	275,000	261,542	275,000	275,000	275,000
1000-000-00000-40050	GF - HO PROP EXEMP	34,331	40,000	35,890	40,000	40,000	40,000
1000-000-00000-40060	GF - PARCEL TAX	1,738	0	672	0	0	0
1000-000-00000-40070	GF - PROP TAXES - VLF	4,144,420	4,341,695	4,396,149	4,395,000	4,400,000	4,400,000
1000-000-00000-40080	GF - OTHER PROP TAXES	976,911	550,000	1,109,506	534,000	700,000	700,000
BUDGET NOTES							
BUDGET CODE	SUBJECT	DESCRIPTION					
ADOPTED-PRT	RPTTF	RPTTF PASS-THROUGH DISTRIBUTIONS					
1000-000-00000-40100	GF - SALES&USE TAX	5,219,884	5,228,000	4,948,566	5,228,000	5,296,000	5,296,000
1000-000-00000-40200	GF - FRANCHISE FEES	1,634,552	1,158,000	1,579,600	1,293,100	1,325,600	1,325,600
BUDGET DETAIL							
BUDGET CODE	DESCRIPTION		UNITS	PRICE			AMOUNT
ADOPTED-PRT	CABLE TV - SPECTRUM & AT&T		0.00	0.00			415,000
ADOPTED-PRT	ELECTRICITY - SCE		0.00	0.00			330,000
ADOPTED-PRT	NATURAL GAS - SOCAL GAS		0.00	0.00			55,000
ADOPTED-PRT	OIL - CRIMSON PIPELINE		0.00	0.00			5,000
ADOPTED-PRT	SOLID WASTE - WASTE MANAGEMENT		0.00	0.00			520,600
1000-000-00000-40210	GF - FRANCHISE - PEG FEES	30,355	0	(30,355)	0	0	0
BUDGET NOTES							
BUDGET CODE	SUBJECT	DESCRIPTION					
ADOPTED-PRT	TRANSFERRED TO FUND 3006 PEG CAPITAL I	TRANSFERRED TO FUND 3006 PEG CAPITAL FUND					
1000-000-00000-40220	GF - LANDFILL LOCAL IMPACT FEE	58,634	65,000	68,687	63,900	65,000	65,000
1000-000-00000-40240	GF - CIWMP FEES	2,517	10,000	12,409	9,600	10,000	10,000
1000-000-00000-40300	GF - TRANSIENT OCCUPANCY TAX	391,325	275,000	490,978	400,000	450,000	450,000
1000-000-00000-41000	GF - BUSINESS REGIS	115,768	120,000	97,220	120,000	120,000	120,000
1000-000-00000-41010	SPECIAL BUSINESS PERMIT	0	0	50	0	0	0
1000-000-00000-42000	GF - INVEST EARN	(290,153)	125,000	808,123	125,000	125,000	125,000

Revenue Budget Worksheet

Fund: 1000 - GENERAL FUND		2021-2022 Actual	2022-2023 Budget	2022-2023 YTD Actual	Defined Budgets 2022-2023 CY Estimate	2023-2024 Recommended	2023-2024 Adopted-PRT
1000-000-00000-42020	GF - CASH OVER/SHORT	10	0	699	0	0	0
1000-000-00000-42030	GF - MISC REV	21,483	5,000	5,724	5,000	5,000	5,000
1000-000-00000-42050	GF - RENTS&CONCESS	48,519	75,000	37,442	40,000	40,000	40,000
1000-000-00000-43080	GF - DEVT PROCESS STAFF CHG	26,711	25,000	8,340	25,000	25,000	25,000
1000-000-00000-43090	GF - CONTRACT ADMIN FEE	125,000	125,000	125,702	125,000	125,000	125,000

BUDGET NOTES

BUDGET CODE	SUBJECT	DESCRIPTION
ADOPTED-PRT	SARA ADMIN	SARA ADMINISTRATIVE COST ALLOWANCE

1000-000-00000-43130	GF - NPDES BUS INSP FEES	8,718	10,000	8,249	10,000	10,000	10,000
1000-000-00000-43150	GF - FILM PERMITS	12,540	8,000	8,700	8,000	8,000	8,000
1000-000-00000-43220	GF - PUBL SAFETY SVC FEE	45,236	65,000	68,000	65,000	65,000	65,000
1000-000-00000-43290	GF - ADMINISTRATIVE FEES	28,703	127,000	79,819	127,000	117,000	117,000

BUDGET DETAIL

BUDGET CODE	DESCRIPTION	UNITS	PRICE	AMOUNT
ADOPTED-PRT	CFD 2004-1	0.00	0.00	25,000
ADOPTED-PRT	CFD 97-1	0.00	0.00	10,000
ADOPTED-PRT	VARIOUS ORGANIZATIONS	0.00	0.00	30,000
ADOPTED-PRT	VILLA DEL ARROYO BONDS	0.00	0.00	15,000
ADOPTED-PRT	VINTAGE CREST	0.00	0.00	29,000
ADOPTED-PRT	WATERSTONE APTS	0.00	0.00	8,000

1000-000-00000-43320	GF - PROGRAM SALES	6,773	10,000	6,675	10,000	10,000	10,000
1000-000-00000-43330	GF - PRINT & COPY SVC	7,237	5,500	2,243	5,500	5,500	5,500
1000-000-00000-43360	GF - REIMBURSE	449,731	268,350	220,542	268,350	288,350	288,350

BUDGET DETAIL

BUDGET CODE	DESCRIPTION	UNITS	PRICE	AMOUNT
ADOPTED-PRT	GENERAL REIMBURSEMENTS	0.00	0.00	223,200
ADOPTED-PRT	IMAGING	0.00	0.00	15,000
ADOPTED-PRT	LEGAL FEE REIMBURSE	0.00	0.00	50,150

1000-000-00000-43370	GF - SALE OF DOC/PLANS	331	500	345	500	500	500
1000-000-00000-44000	GF - MUNI CODE FINES	92,035	155,000	103,723	155,000	155,000	155,000
1000-000-00000-44020	GF - ANIMAL CTRL FINES	1,100	1,000	1,355	1,000	1,000	1,000
1000-000-00000-44030	GF - FINE/FEES	0	1,000	49	1,000	1,000	1,000
1000-000-00000-44050	GF - FORFEIT PENALT	0	1,000	0	1,000	1,000	1,000

Revenue Budget Worksheet

Fund: 1000 - GENERAL FUND		2021-2022 Actual	2022-2023 Budget	2022-2023 YTD Actual	Defined Budgets 2022-2023 CY Estimate	2023-2024 Recommended	2023-2024 Adopted-PRT
1000-000-00000-44100	GF - STMLT/RESTITUTE	9,281	45,000	51,911	39,584	20,000	20,000
BUDGET NOTES							
BUDGET CODE	SUBJECT	DESCRIPTION					
ADOPTED-PRT	SOURCE	SUBROGATION FOR COST RECOVERY ON CITY PROPERTY DAMAGE					
1000-000-00000-45990	GF - SOLID WASTE IMPACT FEE	377,300	187,300	0	187,300	187,300	187,300
BUDGET NOTES							
BUDGET CODE	SUBJECT	DESCRIPTION					
ADOPTED-PRT	SOURCE	WM ANNUAL IMPACT FEE SECTION 5.6.4 OF THE FRANCHISE AGREEMENT					
1000-000-00000-46100	GF - COST PLAN REV	2,141,296	2,152,232	1,951,095	2,152,232	2,152,232	2,152,232
BUDGET DETAIL							
BUDGET CODE	DESCRIPTION		UNITS	PRICE			AMOUNT
ADOPTED-PRT	COMMUNITY DEVT COST PLAN		0.00	0.00			560,953
ADOPTED-PRT	ENGINEERING COST PLAN		0.00	0.00			77,127
ADOPTED-PRT	LIBRARY COST PLAN		0.00	0.00			123,189
ADOPTED-PRT	LLMAD COST PLAN		0.00	0.00			378,112
ADOPTED-PRT	PARKS DISTRICT COST PLAN		0.00	0.00			401,740
ADOPTED-PRT	SOLID WASTE COST PLAN		0.00	0.00			64,263
ADOPTED-PRT	STREETS COST PLAN		0.00	0.00			306,419
ADOPTED-PRT	TRANSIT COST PLAN		0.00	0.00			240,429
1000-000-00000-46250	GF - COUNTY GRANT	44,654	25,000	33,120	25,000	25,000	25,000
1000-000-00000-46310	GF - MOTOR VEH IN LIEU (ST)	41,567	25,000	37,117	37,117	25,000	25,000
1000-000-00000-46330	GF - STATE REIMBURSE	30	15,000	58,086	15,671	15,000	15,000
1000-000-00000-49010	GF - TFER FR OTH FUND	1,013,638	0	41,000	150,000	0	0
1000-000-E0072-46530	GF - 2019 EASY FIRE FED REIMB	0	0	0	0	0	0
1000-000-E0075-46530	GF - CARES2020 CORONAVIRUS RELIEF FUNDS	15,936	0	0	0	0	0
1000-000-G0009-46250	GF - COUNTY GRANTS	15,334	53,000	13,713	15,000	15,000	15,000
BUDGET DETAIL							
BUDGET CODE	DESCRIPTION		UNITS	PRICE			AMOUNT
ADOPTED-PRT	EMPG		0.00	0.00			15,000
1000-000-G0031-46350	CDBG OUTREACH & EDUCATION GRANT	0	0	0	0	41,263	41,263
1000-000-G0032-46350	CDBG-MIT GRANT	0	0	0	0	57,713	57,713
1000-171-F0002-42050	COMM CTR - RENTS&CONCESS	19,823	35,000	16,647	25,000	25,000	25,000
1000-171-F0007-42050	AVRC - RENTS&CONCESS	6,516	35,000	7,339	15,000	15,000	15,000

Revenue Budget Worksheet

Fund: 1000 - GENERAL FUND		2021-2022 Actual	2022-2023 Budget	2022-2023 YTD Actual	Defined Budgets 2022-2023 CY Estimate	2023-2024 Recommended	2023-2024 Adopted-PRT
1000-171-R0010-42060	POINDEXTR PK - PARK & FAC USE FEE	19,254	15,000	16,037	12,000	12,000	12,000
1000-171-R0030-42060	ACVP - PARK & FAC USE FEE	177,896	150,000	149,573	150,000	150,000	150,000
1000-171-R0050-42060	CAMPUS PK - PARK & FAC USE FEE	204	300	731	300	300	300
1000-171-R0060-42060	CAMPUS CYN PK - PARK & FAC USE FEE	8,805	8,000	10,234	9,000	10,000	10,000
1000-171-R0070-42060	COLL VIEW PK - PARK & FAC USE FEE	14,031	10,000	14,620	12,000	12,000	12,000
1000-171-R0080-42060	PEACH HILL PK - PARK & FAC USE FEE	38,221	25,000	35,531	40,000	40,000	40,000
1000-171-R0100-42060	MTN MEADOWS PK - PARK & FAC USE FEE	6,711	5,000	11,404	5,000	5,000	5,000
1000-171-R0111-42060	TIERRA REJA PK - PARK & FAC USE FEE	5,651	5,000	5,781	5,000	2,000	2,000
1000-171-R0120-42060	CNTRY TRAIL PK - PARK & FAC USE FEE	220	300	0	0	100	100
1000-171-R0130-42060	GLENWOOD PK - PARK & FAC USE FEE	2,800	3,000	1,820	2,500	2,500	2,500
1000-171-R0150-42060	MILLER PK - PARK & FAC USE FEE	17,516	15,000	17,951	15,000	15,000	15,000
1000-171-R0170-42060	MAMMOTH HLND PK - PARK & FAC USE FEE	8,116	5,000	14,369	12,000	12,000	12,000
1000-172-L0069-42050	61 HIGH ST - RENTS&CONCESS	0	0	0	18,000	0	0
1000-311-C0020-46250	PRINCETON AV IMPROV - COUNTY GRANT	0	450,000	0	450,000	450,000	450,000

BUDGET DETAIL

BUDGET CODE	DESCRIPTION	UNITS	PRICE	AMOUNT
ADOPTED-PRT	WATERWORKS REIMBURSEMENT TO CITY	0.00	0.00	450,000

1000-411-E0001-42200	SENIOR GAMES - EVENT CONTRIBUTIONS	0	0	0	0	1,000	1,000
1000-411-E0003-42200	AAC TRUST - EVENT CONTRIB/DONATION	0	1,000	0	0	0	0
1000-411-E0003-43310	AAC TRUST - EVENT TICKET SALES	0	1,000	0	1,000	0	0
1000-411-E0058-42200	AAC BINGO EVENT - CONTRIBUTIONS	0	2,000	0	0	2,000	2,000
1000-411-E0059-43320	AAC CLASSES - FEES	3,578	8,000	7,987	8,000	8,500	8,500

BUDGET NOTES

BUDGET CODE	SUBJECT	DESCRIPTION
ADOPTED-PRT	CLASSES	STRENGTH TRAINING, GOURD ART & CONTAINER GARDENING CLASS FEES

BUDGET DETAIL

BUDGET CODE	DESCRIPTION	UNITS	PRICE	AMOUNT
ADOPTED-PRT	BALANCE & STRENGTH TRAINING CLASS	0.00	0.00	4,500
ADOPTED-PRT	CONTAINER GARDENING	0.00	0.00	500
ADOPTED-PRT	GOURD ART CLASS	0.00	0.00	3,500

1000-411-P0009-42200	SNP - CONTRIB/DONATION	3,331	3,000	5,019	3,000	3,000	3,000

Revenue Budget Worksheet

Fund: 1000 - GENERAL FUND		2021-2022 Actual	2022-2023 Budget	2022-2023 YTD Actual	Defined Budgets 2022-2023 CY Estimate	2023-2024 Recommended	2023-2024 Adopted-PRT
1000-441-P0001-41050	ANIMAL CTRL - ANIMAL LICENSES	123,495	180,000	108,670	180,000	180,000	180,000
BUDGET DETAIL							
BUDGET CODE	DESCRIPTION		UNITS	PRICE			AMOUNT
ADOPTED-PRT	VCAS CREDITED LICENSE REV		0.00	0.00			180,000
1000-441-P0001-43220	ANIMAL CTRL - PUBLIC SAFETY SVC FEE	230	0	25	0	0	0
1000-521-00000-43300	RECR - RECREATION FEES	55,840	30,000	35,835	30,000	30,000	30,000
1000-521-E0006-43300	TEEN PROGRAMS - RECREATION FEES	477	500	3,309	500	54,700	54,700
BUDGET DETAIL							
BUDGET CODE	DESCRIPTION		UNITS	PRICE			AMOUNT
ADOPTED-PRT	AFTER SCHOOL PROGRAM		0.00	0.00			51,300
ADOPTED-PRT	TEEN EVENTS		0.00	0.00			3,400
1000-521-E0007-43300	ADULT SPORTS - RECREATION FEES	49,952	49,550	62,497	55,000	80,100	80,100
BUDGET DETAIL							
BUDGET CODE	DESCRIPTION		UNITS	PRICE			AMOUNT
ADOPTED-PRT	3V3 BASKETBALL TOURNAMENT		0.00	0.00			2,000
ADOPTED-PRT	7V7 SOCCER		0.00	0.00			15,750
ADOPTED-PRT	BASKETBALL		0.00	0.00			26,800
ADOPTED-PRT	CINCO DE MILE FUN RUN		0.00	0.00			2,500
ADOPTED-PRT	DODGEBALL		0.00	0.00			2,800
ADOPTED-PRT	FUTSAL		0.00	0.00			5,500
ADOPTED-PRT	HOMERUN DERBY		0.00	0.00			2,500
ADOPTED-PRT	PICKLEBALL TOURNAMENT		0.00	0.00			9,000
ADOPTED-PRT	SOFTBALL		0.00	0.00			11,050
ADOPTED-PRT	VOLLEYBALL		0.00	0.00			2,200
1000-521-E0008-43300	YOUTH SPORTS - RECREATION FEES	62,935	89,766	103,390	83,250	98,209	98,209
BUDGET DETAIL							
BUDGET CODE	DESCRIPTION		UNITS	PRICE			AMOUNT
ADOPTED-PRT	GIRLS BASKETBALL		0.00	0.00			9,536
ADOPTED-PRT	RUNNING CLUB		0.00	0.00			625
ADOPTED-PRT	YOUTH BASKETBALL		0.00	0.00			83,890
ADOPTED-PRT	YOUTH FUTSAL		0.00	0.00			4,158
1000-521-E0009-43300	CAMP MOORPARK - RECREATION FEES	253,118	190,925	275,292	190,925	189,680	189,680
BUDGET DETAIL							
BUDGET CODE	DESCRIPTION		UNITS	PRICE			AMOUNT
ADOPTED-PRT	ANNUAL ENROLLMENT FEES		0.00	0.00			7,000

Revenue Budget Worksheet

Fund: 1000 - GENERAL FUND		2021-2022 Actual	2022-2023 Budget	2022-2023 YTD Actual	Defined Budgets 2022-2023 CY Estimate	2023-2024 Recommended	2023-2024 Adopted-PRT
ADOPTED-PRT	CAMP MOORPARK REGISTRATION FEES		0.00	0.00			168,480
ADOPTED-PRT	CAMP SHIRTS		0.00	0.00			500
ADOPTED-PRT	FIELD TRIP FEES		0.00	0.00			12,500
ADOPTED-PRT	SNACK SHACK		0.00	0.00			1,200
1000-521-E0010-43300	SPRING CAMP - RECREATION FEES	6,972	9,513	10,524	9,513	10,064	10,064
1000-521-E0011-43300	WINTER CAMP - RECREATION FEES	15,061	16,569	14,447	15,000	16,324	16,324
1000-521-E0012-43300	GEN RECR CLASSES - RECREATION FEES	150,517	154,000	161,441	147,000	140,000	140,000
1000-521-E0012-43360	GEN RECR CLASSES - REIMBURSE	1,568	2,000	2,386	2,000	2,000	2,000
1000-521-E0013-43300	TALENT SHOW - RECREATION FEES	0	0	0	0	0	0
1000-521-E0014-43300	FALL CAMP - RECREATION FEES	7,939	8,337	9,935	10,382	7,608	7,608
1000-521-E0015-42200	EASTER EGG HUNT-EVENT CONTRIBUTION	0	0	0	0	1,500	1,500
1000-521-E0015-43300	EASTER EGG HUNT - RECREATION FEES	7,069	5,150	8,193	5,150	4,950	4,950
1000-521-E0016-42200	HALLOWEEN - EVENT CONTRIBUTION	0	4,000	0	4,000	5,500	5,500
1000-521-E0016-43300	HALLOWEEN - RECREATION FEES	3,711	2,250	4,786	4,787	4,300	4,300
BUDGET DETAIL							
BUDGET CODE	DESCRIPTION		UNITS	PRICE			AMOUNT
ADOPTED-PRT	CARNIVAL ADMISSIONS		0.00	0.00			4,000
ADOPTED-PRT	VENDOR FEES		0.00	0.00			300
1000-521-E0018-43300	SANTA EVENT - RECREATION FEES	3,145	3,000	4,303	4,303	4,000	4,000
1000-521-E0019-43300	3RD JULY FRWKS - RECREATION FEES	94,745	80,000	93,735	80,000	88,000	88,000
BUDGET DETAIL							
BUDGET CODE	DESCRIPTION		UNITS	PRICE			AMOUNT
ADOPTED-PRT	ADMISSION FEES		0.00	0.00			80,000
ADOPTED-PRT	PARKING FEES		0.00	0.00			3,000
ADOPTED-PRT	VENDOR FEES		0.00	0.00			5,000
1000-521-E0025-42200	COMM YARD SALE - EVENT CONTRIBUTION	0	500	0	500	250	250
1000-521-E0025-43300	COMM YARD SALE - RECREATION FEES	565	500	555	500	500	500
1000-521-E0057-42200	MOVIES IN THE PARK - EVENT CONTRIBUTION	0	2,000	0	2,000	2,500	2,500
1000-521-E0057-43300	MOVIES IN THE PARK - RECREATION FEES	756	150	274	150	250	250
1000-521-E0062-42200	MOVIE MARATHON-EVENT CONTRIBUTION	0	0	0	0	250	250
1000-521-E0064-43300	PRESCHOOL - RECREATION FEES	175,244	189,800	172,120	180,000	173,140	173,140
1000-521-E0065-43300	SUMMER CAMP OUT - RECREATION FEES	2,016	2,000	1,501	2,000	2,100	2,100

Revenue Budget Worksheet

Fund: 1000 - GENERAL FUND		2021-2022 Actual	2022-2023 Budget	2022-2023 YTD Actual	Defined Budgets 2022-2023 CY Estimate	2023-2024 Recommended	2023-2024 Adopted-PRT
1000-521-E0066-43300	CONCERTS IN THE PK - RECREATION FEES	2,785	400	257	400	500	500
1000-521-E0067-42200	SKATE NIGHT - EVENT CONTRIBUTION	0	500	0	500	500	500
1000-521-E0067-43300	SKATE NIGHT - RECREATION FEES	120	0	35	0	0	0
1000-521-P0015-43300	SCHOLARSHIP PROG - RECREATION FEES	0	1,000	0	0	1,000	1,000
1000-542-00000-49010	LLAMD - TFER FR OTH FUNDS	148,276	0	0	0	0	0
1000-621-L0002-42050	RCHSC - RENTS&CONCESS	151,898	145,000	118,341	129,547	103,948	103,948
1000-621-L0009-42050	33 E HIGH ST - RENTS&CONCESS	0	0	1	0	0	0
1000-621-L0044-42050	450 HIGH ST - RENTS&CONCESS	100	0	600	0	0	0
	Fund: 1000 - GENERAL FUND Total:	**23,504,158**	**21,960,060**	**22,971,688**	**22,316,534**	**22,664,731**	**22,664,731**
Fund: 1010 - LIBRARY OPERATING FUND							
1010-000-00000-40000	LIBR OPS - PROP TAXES-CY SEC	1,108,796	1,100,000	1,201,167	1,100,000	1,120,000	1,120,000
1010-000-00000-42000	LIBR OPS - INVEST EARN	(42,085)	20,000	27,690	20,000	20,000	20,000
1010-000-00000-42030	LIBR OPS - MISC REV	0	0	0	0	0	0
1010-000-00000-42200	LIBR OPS - CONTRIB/DONATION	2,000	12,000	0	12,000	13,000	13,000
1010-000-00000-43330	LIBR OPS - PRINT & COPY SVC	1,635	4,000	2,968	4,000	3,000	3,000
1010-000-00000-43360	LIBR OPS - REIMBURSE	12,156	0	8,491	0	0	0
1010-000-00000-44030	LIBR OPS - FINE/FEES	0	0	890	0	0	0
1010-000-00000-49010	LIBR OPS - TFER FR OTH FUNDS	11,872	0	0	0	0	0
1010-000-G0020-46550	LIB SVCS & TECH ACT GRANT (LSTA)	0	0	222	0	0	0
1010-000-G0028-46550	LIBR SVCS ZIP BOOKS GRANT	1,997	0	2,648	0	5,000	5,000
	Fund: 1010 - LIBRARY OPERATING FUND Total:	**1,096,370**	**1,136,000**	**1,244,079**	**1,136,000**	**1,161,000**	**1,161,000**
Fund: 2000 - TRAFFIC SAFETY FUND							
2000-000-00000-42000	TRF SFTY - INVEST EARN	(856)	5,000	319	5,000	5,000	5,000
2000-000-00000-43360	TRF SFTY - REIMBURSE	(2,284)	0	0	0	0	0
2000-000-00000-44000	TRF SFTY - MUNI CODE FINES	103,967	168,000	93,066	168,000	168,000	168,000
2000-000-00000-44030	TRF SFTY - FEES/FINES	0	0	50	0	0	0
2000-000-00000-49010	TRF SFTY - TFER FR OTH FUND	6,888	0	0	0	0	0
	Fund: 2000 - TRAFFIC SAFETY FUND Total:	**107,714**	**173,000**	**93,436**	**173,000**	**173,000**	**173,000**

Revenue Budget Worksheet

Fund: 2001 - TRAFFIC SYSTM MGMT FUND		2021-2022 Actual	2022-2023 Budget	2022-2023 YTD Actual	Defined Budgets 2022-2023 CY Estimate	2023-2024 Recommended	2023-2024 Adopted-PRT
Fund: 2001 - TRAFFIC SYSTM MGMT FUND							
2001-000-00000-42000	TSM - INVEST EARN	(54,591)	65,000	41,641	65,000	65,000	65,000
2001-000-00000-43010	TSM - DEVT AGRMT FEES	0	430,144	15,392	286,348	675,934	675,934
2001-000-00000-49010	TSM - TFER FR OTH FUND	1,832	0	0	0	0	0
2001-541-R0030-46350	TSM - STATE GRANTS	0	0	36,520	0	0	0
	Fund: 2001 - TRAFFIC SYSTM MGMT FUND Total:	**(52,759)**	**495,144**	**93,554**	**351,348**	**740,934**	**740,934**
Fund: 2002 - CITY-WIDE TRAFFIC MITIGAT							
2002-000-00000-42000	CW TRAF MITI - INVEST EARN	(642,534)	275,000	444,594	275,000	275,000	275,000
2002-000-00000-42050	CW TRAF MITI - RENTS&CONCESS	84,900	82,000	84,900	84,000	84,000	84,000
2002-000-00000-43010	CW TRAF MITI - DEVT AGRMT FEES	5,500	800,000	5,500	450,000	3,508,711	3,508,711
2002-000-00000-43360	CW TRAF MITI - REIMBURSE	0	0	0	0	0	0
	Fund: 2002 - CITY-WIDE TRAFFIC MITIGAT Total:	**(552,134)**	**1,157,000**	**534,994**	**809,000**	**3,867,711**	**3,867,711**
Fund: 2003 - CROSSING GUARD FUND							
2003-000-00000-42000	CRS GRD - INVEST EARN	(705)	5,000	104	5,000	5,000	5,000
	Fund: 2003 - CROSSING GUARD FUND Total:	**(705)**	**5,000**	**104**	**5,000**	**5,000**	**5,000**
Fund: 2004 - LIBRARY FACILITIES							
2004-000-00000-42000	LIBR FAC - INVEST EARN	(59,571)	20,000	(35,464)	20,000	20,000	20,000
2004-000-00000-43000	LIBR FAC - GEN DEVT FEES	2,777	218,082	4,140	148,641	385,592	385,592
2004-000-G0030-46550	LIBR FAC - NEW LIBRARY BUILDING GRANT	0	0	2,300,000	0	0	0
	Fund: 2004 - LIBRARY FACILITIES Total:	**(56,794)**	**238,082**	**2,268,675**	**168,641**	**405,592**	**405,592**
Fund: 2005 - OPEN SPACE MAINTENANCE							
2005-000-00000-42000	OPEN SP - INVEST EARN	(8,536)	5,000	3,822	5,000	5,000	5,000
2005-000-00000-43010	OPEN SP - DEVT AGRMT FEES	27,337	0	15,238	15,238	15,300	15,300
	Fund: 2005 - OPEN SPACE MAINTENANCE Total:	**18,801**	**5,000**	**19,060**	**20,238**	**20,300**	**20,300**
Fund: 2006 - TREE AND LANDSCAPE FEES							
2006-000-00000-42000	TR&LSCP - INVEST EARN	(5,429)	5,000	2,892	5,000	5,000	5,000

Revenue Budget Worksheet

Fund: 2006 - TREE AND LANDSCAPE FEES		2021-2022 Actual	2022-2023 Budget	2022-2023 YTD Actual	Defined Budgets 2022-2023 CY Estimate	2023-2024 Recommended	2023-2024 Adopted-PRT
2006-000-00000-43000	TR&LSCP - GEN DEVT FEES	87	8,000	213	8,000	8,000	8,000
	Fund: 2006 - TREE AND LANDSCAPE FEES Total:	**(5,342)**	**13,000**	**3,105**	**13,000**	**13,000**	**13,000**
Fund: 2007 - ART IN PUBLIC PLACES							
2007-000-00000-42000	ART IN PP - INVEST EARN	(141,550)	90,000	76,808	90,000	90,000	90,000
2007-000-00000-43000	ART IN PP - GEN DEVT FEES	0	364,022	44,266	252,022	1,334,000	1,334,000
2007-000-00000-49010	ART IN PP - TFER FR OTH FUNDS	6,408	0	0	0	0	0
	Fund: 2007 - ART IN PUBLIC PLACES Total:	**(135,142)**	**454,022**	**121,075**	**342,022**	**1,424,000**	**1,424,000**
Fund: 2008 - BICYCLE PATH/MULTI-USE TR							
2008-000-00000-42000	BIKE/TRL - INVEST EARN	(3,929)	2,000	2,094	2,000	2,000	2,000
	Fund: 2008 - BICYCLE PATH/MULTI-USE TR Total:	**(3,929)**	**2,000**	**2,094**	**2,000**	**2,000**	**2,000**
Fund: 2009 - MUNICIPAL POOL							
2009-000-00000-42000	MUNI POOL - INVEST EARN	(9,497)	3,000	5,064	3,000	3,000	3,000
	Fund: 2009 - MUNICIPAL POOL Total:	**(9,497)**	**3,000**	**5,064**	**3,000**	**3,000**	**3,000**
Fund: 2010 - COMMUNITY WIDE PARK DEVT							
2010-000-00000-42000	PK DEVT CW - INVEST EARN	(45,038)	50,000	24,582	50,000	50,000	50,000
2010-000-00000-42050	PK DEVT CW - RENTS&CONCESS	15,868	15,500	17,216	15,500	15,500	15,500
2010-000-00000-43010	PK DEVT CW - DEVT AGRMT FEES	0	0	10,994	0	2,388,219	2,388,219
2010-000-G0025-46330	ST GRANT - 2018 PK BNDS ACT PER CAPITA GRANT	0	200,578	0	200,578	200,578	200,578

BUDGET DETAIL

BUDGET CODE	DESCRIPTION	UNITS	PRICE	AMOUNT
ADOPTED-PRT	PER CAPITA GRANT PROJECT #18-56-004	0.00	0.00	177,952
ADOPTED-PRT	URBAN COUNTIES PROJECT #18-56-005	0.00	0.00	22,626

2010-000-G0026-46530	FED/ST GRANT REIMB - LWCF	0	775,750	0	775,750	775,750	775,750
	Fund: 2010 - COMMUNITY WIDE PARK DEVT Total:	**(29,170)**	**1,041,828**	**52,793**	**1,041,828**	**3,430,047**	**3,430,047**
Fund: 2011 - PARK IMPROVEMENT ZONE 2017-1							
2011-000-00000-42000	PK DEVT Z1 - INVEST EARN	(22,915)	20,000	12,210	20,000	20,000	20,000
2011-000-00000-43010	PK DEVT Z1 - DEVT AGRMT FEES	0	0	16,491	0	3,154,921	3,154,921
	Fund: 2011 - PARK IMPROVEMENT ZONE 2017-1 Total:	**(22,915)**	**20,000**	**28,702**	**20,000**	**3,174,921**	**3,174,921**

Revenue Budget Worksheet

Fund: 2013 - PARK IMPROVEMENT ZONE 2017-2		2021-2022 Actual	2022-2023 Budget	2022-2023 YTD Actual	Defined Budgets 2022-2023 CY Estimate	2023-2024 Recommended	2023-2024 Adopted-PRT
Fund: 2013 - PARK IMPROVEMENT ZONE 2017-2							
2013-000-00000-42000	PK DEVT Z3 - INVEST EARN	(243)	10,000	129	10,000	10,000	10,000
2013-000-00000-43010	PK DEVT Z3 - DEVT AGRMT FEES	0	567,000	0	273,000	427,408	427,408
	Fund: 2013 - PARK IMPROVEMENT ZONE 2017-2 Total:	**(243)**	**577,000**	**129**	**283,000**	**437,408**	**437,408**
Fund: 2014 - LOS ANGELES A.O.C.							
2014-000-00000-42000	LA-AOC - INVEST EARN	(306,089)	225,000	228,082	225,000	225,000	225,000
2014-000-00000-42010	LA-AOC - LOAN INTEREST	0	177,807	178,284	0	0	0
2014-000-00000-42050	LA-AOC - RENTS&CONCESS	48,421	48,000	48,000	48,000	48,000	48,000
2014-000-00000-42210	LA-AOC - LOAN PAYOFFS	0	26,000	25,649	0	0	0
2014-000-00000-43000	LA-AOC - GEN DEVT FEES	0	1,445,304	228,925	685,254	3,965,450	3,965,450
	Fund: 2014 - LOS ANGELES A.O.C. Total:	**(257,667)**	**1,922,111**	**708,940**	**958,254**	**4,238,450**	**4,238,450**
Fund: 2015 - TIERRA REJADA/SPRING AOC							
2015-000-00000-42000	TR/SPR AOC - INVEST EARN	(4,685)	0	2,498	0	0	0
2015-000-00000-43000	TR/SPR AOC - GEN DEVT FEES	0	0	0	0	132,598	132,598
	Fund: 2015 - TIERRA REJADA/SPRING AOC Total:	**(4,685)**	**0**	**2,498**	**0**	**132,598**	**132,598**
Fund: 2016 - CASEY/GABBERT A.O.C.							
2016-000-00000-42000	CAS/GAB AOC - INVEST EARN	(3,128)	1,000	1,667	1,000	1,000	1,000
	Fund: 2016 - CASEY/GABBERT A.O.C. Total:	**(3,128)**	**1,000**	**1,667**	**1,000**	**1,000**	**1,000**
Fund: 2017 - FREMONT STORM DRAIN AOC							
2017-000-00000-42000	FRMT ST AOC - INVEST EARN	(524)	1,000	279	1,000	1,000	1,000
	Fund: 2017 - FREMONT STORM DRAIN AOC Total:	**(524)**	**1,000**	**279**	**1,000**	**1,000**	**1,000**
Fund: 2018 - ENDOWMENT FUND							
2018-000-00000-42000	ENDOW - INVEST EARN	(263,672)	250,000	148,456	250,000	250,000	250,000
2018-000-00000-42050	ENDOW - RENTS&CONCESS	78,853	78,000	78,853	78,000	78,000	78,000
2018-000-00000-43010	ENDOW - DEVT AGRMT FEES	40	1,884,000	0	693,897	3,317,107	3,317,107
2018-172-L0069-42050	61 HIGH ST - RENTS&CONCESS	(1)	36,000	21,000	18,000	36,000	36,000
	Fund: 2018 - ENDOWMENT FUND Total:	**(184,780)**	**2,248,000**	**248,309**	**1,039,897**	**3,681,107**	**3,681,107**

Revenue Budget Worksheet

Fund: 2019 - OPEN SPACE ACQUISITION FUND		2021-2022 Actual	2022-2023 Budget	2022-2023 YTD Actual	Defined Budgets 2022-2023 CY Estimate	2023-2024 Recommended	2023-2024 Adopted-PRT
Fund: 2019 - OPEN SPACE ACQUISITION FUND							
2019-000-00000-42000	OPEN SPACE ACQ - INVEST EARN	(68,213)	1,000	36,375	1,000	1,000	1,000
	Fund: 2019 - OPEN SPACE ACQUISITION FUND Total:	**(68,213)**	**1,000**	**36,375**	**1,000**	**1,000**	**1,000**
Fund: 2020 - WC TRAFFIC NOISE ATTENUATION							
2020-000-00000-42000	WC TRAF NOISE ATTEN - INVEST EARN	(785)	0	418	0	0	0
	Fund: 2020 - WC TRAFFIC NOISE ATTENUATION Total:	**(785)**	**0**	**418**	**0**	**0**	**0**
Fund: 2121 - CITY AFFORDABLE HOUSING							
2121-000-00000-42000	CITY HSNG - INVEST EARN	(74,172)	55,000	42,289	55,000	55,000	55,000
2121-000-00000-42050	CITY HSNG - RENTS&CONCESS	95,680	0	0	0	0	0
2121-000-00000-42210	CITY HSNG - LOAN PAYOFFS	1,983	0	0	0	0	0
2121-000-00000-43290	CITY HSNG - ADMINISTRATIVE FEES	11,229	10,000	7,280	10,000	10,000	10,000
2121-000-00000-49010	CITY HSNG - TFER FR OTH FUND	8,010	0	0	0	0	0
	Fund: 2121 - CITY AFFORDABLE HOUSING Total:	**42,730**	**65,000**	**49,569**	**65,000**	**65,000**	**65,000**
Fund: 2122 - CALHOME PROG REUSE FUND							
2122-000-00000-42000	CALHOME - INVEST EARN	(3,155)	1,000	1,682	1,000	1,000	1,000
	Fund: 2122 - CALHOME PROG REUSE FUND Total:	**(3,155)**	**1,000**	**1,682**	**1,000**	**1,000**	**1,000**
Fund: 2123 - HOUSING-SUCCESSOR AGENCY							
2123-000-00000-42000	HSNG SA - INVEST EARN	(1,886)	3,000	1,780	3,000	3,000	3,000
2123-000-00000-42210	HSNG SA - LOAN PAYOFFS	9,158	0	14,131	0	0	0
2123-424-L0025-42050	250 LA AVE - RENTS&CONCESS	20,100	20,000	20,100	20,000	20,000	20,000
	Fund: 2123 - HOUSING-SUCCESSOR AGENCY Total:	**27,373**	**23,000**	**36,011**	**23,000**	**23,000**	**23,000**
Fund: 2200 - COMMUNITY DEVELOPMENT							
2200-000-00000-41010	CDF - SP BUSINESS PERMIT	1,030	1,000	1,030	1,000	1,000	1,000
2200-000-00000-42000	CDF - INVEST EARN	0	15,000	0	15,000	15,000	15,000
2200-000-00000-43020	CDF - DEVT PLAN REV&PROCE FEE	2,985	0	0	0	0	0
2200-000-00000-43080	CDF - DEVT PROCESS STAFF CHG	188,418	200,000	145,646	200,000	200,000	200,000
2200-000-00000-43090	CDF - CONTRACT ADMIN FEE	47,251	25,000	30,138	25,000	25,000	25,000
2200-000-00000-43100	CDF - PLAN/ZONE PERMIT REV FEES	27,590	35,000	19,230	35,000	35,000	35,000

Revenue Budget Worksheet

Fund: 2200 - COMMUNITY DEVELOPMENT			2021-2022 Actual	2022-2023 Budget	2022-2023 YTD Actual	Defined Budgets 2022-2023 CY Estimate	2023-2024 Recommended	2023-2024 Adopted-PRT
2200-000-00000-43120	CDF - HOME OCC PERMIT		8,140	8,000	5,280	8,000	8,000	8,000
2200-000-00000-43160	CDF - ADMIN PERMITS		13,780	12,000	24,990	13,000	12,000	12,000
2200-000-00000-43170	CDF - SIGN&BANNERS PERMIT		15,258	14,000	8,080	14,000	14,000	14,000
2200-000-00000-43180	CDF - ADVANCE PLAN FEES		15,067	20,000	6,236	20,000	20,000	20,000
2200-000-00000-43290	CDF - ADMINISTRATIVE FEES		195	1,000	1,728	1,000	1,000	1,000
2200-000-00000-43360	CDF - REIMBURSE		269,622	458,610	203,783	458,610	350,000	350,000
2200-000-00000-44000	CDF - MUNI CODE FINES		250	300	0	300	300	300
2200-000-00000-44030	CDF - FINE/FEES		0	0	3,835	0	0	0
2200-000-00000-46350	CDF - STATE GRANTS		156,074	310,000	86,407	125,000	30,000	30,000
BUDGET NOTES								
BUDGET CODE	SUBJECT	DESCRIPTION						
ADOPTED-PRT	GENERAL PLAN GRANTS	SB-2 GRANT						
2200-000-00000-49010	CDF - TFER FR OTH FUND		1,000,379	1,117,622	0	1,541,029	812,582	872,028
2200-000-E0046-43200	CDF - RES B&S PERMIT FEE		232,354	170,000	242,469	200,000	820,470	820,470
2200-000-E0046-43210	CDF - RES B&S PLAN CHECK		83,296	120,000	150,280	140,000	394,245	394,245
2200-000-E0047-43200	CDF - NR B&S PERMIT FEE		151,217	95,000	43,788	25,000	190,840	190,840
2200-000-E0047-43210	CDF - NR B&S PLAN CHECK		132,314	80,000	48,715	40,000	97,687	97,687
	Fund: 2200 - COMMUNITY DEVELOPMENT Total:		**2,345,220**	**2,682,532**	**1,021,639**	**2,861,939**	**3,027,124**	**3,086,570**
Fund: 2205 - ENGINEERING/PW FUND								
2205-000-00000-42000	ENG/PWE - INVEST EARN		0	0	0	0	0	0
2205-000-00000-43020	ENG/PWE - DEVT PLAN REV&PROCE FEE		234,804	150,000	403,489	325,000	150,000	150,000
BUDGET NOTES								
BUDGET CODE	SUBJECT	DESCRIPTION						
ADOPTED-PRT	PLAN CHECK	70% OF REVENUE COLLECTED IN THIS ACCOUNT GOES TO EXPENSE LINE 2205-223-E0037-51060.						
2205-000-00000-43030	ENG/PWE - DEVT/CONSTR INSP FEES		0	86,000	0	86,000	86,000	86,000
BUDGET NOTES								
BUDGET CODE	SUBJECT	DESCRIPTION						
ADOPTED-PRT	INSPECTION	70% OF THIS REVENUE GOES TO EXPENSE LINE 2205-223-E0038-51060.						
2205-000-00000-43080	ENG/PWE - DEVT PROCESS STAFF CHG		10,804	8,000	4,891	8,000	8,000	8,000
2205-000-00000-43090	ENG/PWE - CONTRACT ADMIN FEE		0	3,098	0	3,098	3,098	3,098

Revenue Budget Worksheet

Fund: 2205 - ENGINEERING/PW FUND		2021-2022 Actual	2022-2023 Budget	2022-2023 YTD Actual	Defined Budgets 2022-2023 CY Estimate	2023-2024 Recommended	2023-2024 Adopted-PRT
BUDGET NOTES							
BUDGET CODE	SUBJECT	DESCRIPTION					
ADOPTED-PRT	FLOODPLAIN REVENUE	EQUALS 15% OF EXPENDITURES FOR FLOODPLAIN SERVICES ($20,650).					
2205-000-00000-43140	ENG/PWE - ENCROACH PERMIT	68,285	31,571	24,617	31,571	31,571	31,571
BUDGET NOTES							
BUDGET CODE	SUBJECT	DESCRIPTION					
ADOPTED-PRT	ENCROACH	EXPENDITURE LINE (2205-223-E0039-51060) IS CONNECTED TO REVENUE LINE 2205-000-00000-43140 (ENCROACHMENT PERMITS). BUDGETED EXPENSES ARE EQUAL TO 70% OF REVENUE LINE WHEN 3RD PARTY IS USED. THIS IS FOR SPECIAL PROJECTS WHERE CONSULTANT PROVIDES INSPECTION SERVICES VS. STANDARD CITY STAFF.					
BUDGET DETAIL							
BUDGET CODE	DESCRIPTION		UNITS	PRICE			AMOUNT
ADOPTED-PRT	PERMITS FOR 3RD PARTY INSPECTION		0.00	0.00			3,571
ADOPTED-PRT	STANDARD ENCROACHMENT PERMITS		0.00	0.00			28,000
2205-000-00000-43360	ENGR - REIMBURSE	0	9,350	0	9,350	9,350	9,350
BUDGET NOTES							
BUDGET CODE	SUBJECT	DESCRIPTION					
ADOPTED-PRT	FAIRFIELD INN REIMBURSEMENT	FAIRFIELD INN REIMBURSEMENT IS EQUAL TO 50% OF EXPENDITURES FROM EXPENSE LINE 2205-223-E0073-51000					
BUDGET DETAIL							
BUDGET CODE	DESCRIPTION		UNITS	PRICE			AMOUNT
ADOPTED-PRT	REIMBURSE - NEW/ANNEXATION OF ASSESSMENT DISTRICT		0.00	0.00			9,350
2205-000-00000-44030	ENG/PWE - FINES/FEES	0	35,000	0	35,000	35,000	35,000
2205-000-00000-49010	ENG/PWE - TFER FR OTH FUND	97,656	168,119	0	19,807	162,744	174,293
2205-000-E0040-43040	ENG/PWE - ENGR REVIEW FEE	0	20,650	0	20,650	20,650	20,650
	Fund: 2205 - ENGINEERING/PW FUND Total:	**411,549**	**511,788**	**432,997**	**538,476**	**506,413**	**517,962**
Fund: 2300 - AD 84-2 CITYWIDE LLMD							
2300-000-00000-42000	LMD-CW - INVEST EARN	0	0	(2,006)	0	0	0
2300-000-00000-43360	LMD-CW - REIMBURSE	173	0	3,550	0	0	0
2300-000-00000-45010	LMD-CW - SBA - ST LIGHTING	274,436	261,005	281,850	261,005	261,021	261,021
2300-000-00000-45020	LMD-CW - SBA- LANDSCAPE MAINT	201,878	193,840	207,243	193,840	193,853	193,853
2300-000-00000-49010	LMD-CW - TFER FR OTH FUND	71,769	151,858	0	41,481	125,253	125,253
	Fund: 2300 - AD 84-2 CITYWIDE LLMD Total:	**548,256**	**606,703**	**490,637**	**496,326**	**580,127**	**580,127**

Revenue Budget Worksheet

Fund: 2301 - 84-2 PECAN AVE T2851		2021-2022 Actual	2022-2023 Budget	2022-2023 YTD Actual	Defined Budgets 2022-2023 CY Estimate	2023-2024 Recommended	2023-2024 Adopted-PRT
Fund: 2301 - 84-2 PECAN AVE T2851							
2301-000-00000-45020	LMD-Z1 - SBA- LANDSCAPE MAINT	10,211	9,702	10,482	9,702	9,702	9,702
2301-000-00000-49010	LMD-Z1 - TFER FR OTH FUND	17,884	14,488	0	7,924	14,954	14,954
	Fund: 2301 - 84-2 PECAN AVE T2851 Total:	**28,096**	**24,190**	**10,482**	**17,626**	**24,656**	**24,656**
Fund: 2302 - 84-2 STEEPLE HILL T2865							
2302-000-00000-42000	LMD-Z2 - INVEST EARN	(2,600)	1,000	1,121	500	1,000	1,000
2302-000-00000-45020	LMD-Z2 - SBA- LANDSCAPE MAINT	77,715	73,839	79,780	73,839	73,839	73,839
	Fund: 2302 - 84-2 STEEPLE HILL T2865 Total:	**75,115**	**74,839**	**80,902**	**74,339**	**74,839**	**74,839**
Fund: 2303 - 84-2 BUTTERCREEK T3032							
2303-000-00000-42000	LMD-Z3 - INVEST EARN	0	0	3	0	0	0
2303-000-00000-45020	LMD-Z3 - SBA- LANDSCAPE MAINT	3,241	3,079	3,327	3,079	3,079	3,079
2303-000-00000-49010	LMD-Z3 - TFER FR OTH FUND	1,021	2,760	0	0	687	687
	Fund: 2303 - 84-2 BUTTERCREEK T3032 Total:	**4,262**	**5,839**	**3,330**	**3,079**	**3,766**	**3,766**
Fund: 2304 - 84-2 WILLIAMS RANCH T3274							
2304-000-00000-42000	LMD-Z4 - INVEST EARN	(122)	0	35	0	0	0
2304-000-00000-45020	LMD-Z4 - SBA- LANDSCAPE MAINT	6,718	6,383	6,896	6,383	6,383	6,383
	Fund: 2304 - 84-2 WILLIAMS RANCH T3274 Total:	**6,596**	**6,383**	**6,932**	**6,383**	**6,383**	**6,383**
Fund: 2305 - 84-2 PHEASANT T3019/3525							
2305-000-00000-45020	LMD-Z5 - SBA- LANDSCAPE MAINT	25,092	23,840	25,758	23,840	23,840	23,840
2305-000-00000-49010	LMD-Z5 - TFER FR OTH FUND	104,998	63,699	0	47,391	58,629	58,629
	Fund: 2305 - 84-2 PHEASANT T3019/3525 Total:	**130,090**	**87,539**	**25,758**	**71,231**	**82,469**	**82,469**
Fund: 2306 - 84-2 INGLEWOOD ST T3306							
2306-000-00000-42000	LMD-Z6 - INVEST EARN	0	0	(10)	0	0	0
2306-000-00000-45020	LMD-Z6 - SBA- LANDSCAPE MAINT	973	924	998	924	924	924
2306-000-00000-49010	LMD-Z6 - TFER FR OTH FUND	652	1,056	0	123	892	892
	Fund: 2306 - 84-2 INGLEWOOD ST T3306 Total:	**1,624**	**1,980**	**988**	**1,047**	**1,816**	**1,816**

Revenue Budget Worksheet

Fund: 2307 - 84-2 LA AVE & GABBERT RD		2021-2022 Actual	2022-2023 Budget	2022-2023 YTD Actual	Defined Budgets 2022-2023 CY Estimate	2023-2024 Recommended	2023-2024 Adopted-PRT
Fund: 2307 - 84-2 LA AVE & GABBERT RD							
2307-000-00000-42000	LMD-Z7 - INVEST EARN	(559)	0	231	0	0	0
2307-000-00000-45020	LMD-Z7 - SBA- LANDSCAPE MAINT	11,811	11,298	12,125	11,298	11,298	11,298
	Fund: 2307 - 84-2 LA AVE & GABBERT RD Total:	**11,252**	**11,298**	**12,356**	**11,298**	**11,298**	**11,298**
Fund: 2308 - 84-2 HOMES ACRES BUFFER							
2308-000-00000-45020	LMD-Z8 - SBA- LANDSCAPE MAINT	16,027	15,227	16,452	15,227	15,227	15,227
2308-000-00000-49010	LMD-Z8 - TFER FR OTH FUND	15,856	10,895	0	6,142	15,463	15,463
	Fund: 2308 - 84-2 HOMES ACRES BUFFER Total:	**31,883**	**26,122**	**16,452**	**21,369**	**30,690**	**30,690**
Fund: 2309 - 84-2 CONDOR DRIVE							
2309-000-00000-45020	LMD-Z9 - SBA- LANDSCAPE MAINT	1,428	1,357	1,465	1,357	1,357	1,357
2309-000-00000-49010	LMD-Z9 - TFER FR OTH FUND	8,242	5,796	0	4,269	6,137	6,137
	Fund: 2309 - 84-2 CONDOR DRIVE Total:	**9,670**	**7,153**	**1,465**	**5,626**	**7,493**	**7,493**
Fund: 2310 - 84-2 MTN MEADOWS PC3							
2310-000-00000-42000	LMD-Z10 - INVEST EARN	(3,719)	500	1,848	500	1,000	1,000
2310-000-00000-45020	LMD-Z10 - SBA- LANDSCAPE MAINT	212,032	201,455	217,667	201,455	201,455	201,455
	Fund: 2310 - 84-2 MTN MEADOWS PC3 Total:	**208,313**	**201,955**	**219,515**	**201,955**	**202,455**	**202,455**
Fund: 2311 - 84-2 ALYSSAS COURT T4174							
2311-000-00000-42000	LMD-Z11 - INVEST EARN	(259)	0	100	0	0	0
2311-000-00000-45020	LMD-Z11 - SBA- LANDSCAPE MAINT	3,200	3,040	3,284	3,040	3,040	3,040
	Fund: 2311 - 84-2 ALYSSAS COURT T4174 Total:	**2,941**	**3,040**	**3,385**	**3,040**	**3,040**	**3,040**
Fund: 2312 - 84-2 CARLSBERG							
2312-000-00000-42000	LMD-Z12 - INVEST EARN	(15,392)	2,500	7,539	5,000	2,500	2,500
2312-000-00000-43360	LMD-Z12 - REIMBURSE	0	0	1,450	0	0	0
2312-000-00000-45020	LMD-Z12 - SBA- LANDSCAPE MAINT	217,579	285,623	223,425	285,623	258,149	258,149
	Fund: 2312 - 84-2 CARLSBERG Total:	**202,186**	**288,123**	**232,415**	**290,623**	**260,649**	**260,649**
Fund: 2314 - SILVER OAK LN							
2314-000-00000-45020	LMD-Z14 - SBA- LANDSCAPE MAINT	2,115	2,024	2,024	2,024	2,123	2,123

Revenue Budget Worksheet

Fund: 2314 - SILVER OAK LN		2021-2022 Actual	2022-2023 Budget	2022-2023 YTD Actual	Defined Budgets 2022-2023 CY Estimate	2023-2024 Recommended	2023-2024 Adopted-PRT
2314-000-00000-49010	LMD-Z14 - TFER FR OTH FUND	4,361	9,713	0	2,495	8,947	8,947
	Fund: 2314 - SILVER OAK LN Total:	**6,476**	**11,737**	**2,024**	**4,519**	**11,070**	**11,070**
Fund: 2315 - COUNTRY CLUB ESTATES							
2315-000-00000-42000	LMD-Z15 - INVEST EARN	(28,911)	15,000	12,997	10,000	10,000	10,000
2315-000-00000-44100	LMD-Z15 - STLMT/RESTITUTE	0	0	10,000	0	0	0
2315-000-00000-49010	LMD-Z15 - TFER FR OTH FUNDS	1,092	0	0	0	0	0
2315-542-L0076-45020	COUNTRY CLUB ZONE A-SBA LSCAPE MAINT	251,643	235,934	236,784	235,934	275,400	275,400
2315-542-L0077-45020	MASTERS @ MPK CC ZONE B-SBA LSCAPE MAINT	22,650	28,665	28,690	28,665	30,100	30,100
	Fund: 2315 - COUNTRY CLUB ESTATES Total:	**246,474**	**279,599**	**288,471**	**274,599**	**315,500**	**315,500**
Fund: 2316 - MOUNTAIN VIEW							
2316-000-00000-42000	LMD-Z16 - INVEST EARN	(1,068)	1,000	878	200	200	200
2316-000-00000-45020	LMD-Z16 - SBA- LANDSCAPE MAINT	5,890	6,450	8,850	6,450	14,750	14,750
	Fund: 2316 - MOUNTAIN VIEW Total:	**4,822**	**7,450**	**9,729**	**6,650**	**14,950**	**14,950**
Fund: 2318 - MOONSONG CT							
2318-000-00000-42000	LMD-Z18 - INVEST EARN	(1,498)	200	576	200	200	200
2318-000-00000-45020	LMD-Z18 - SBA- LANDSCAPE MAINT	18,704	19,943	19,985	19,943	15,000	15,000
	Fund: 2318 - MOONSONG CT Total:	**17,206**	**20,143**	**20,562**	**20,143**	**15,200**	**15,200**
Fund: 2319 - CAMPUS PLAZA							
2319-000-00000-42000	LMD-Z19 - INVEST EARN	(2,146)	500	1,071	500	500	500
2319-000-00000-45020	LMD-Z19 - SBA- LANDSCAPE MAINT	3,134	4,207	4,211	4,207	3,135	3,135
	Fund: 2319 - CAMPUS PLAZA Total:	**988**	**4,707**	**5,283**	**4,707**	**3,635**	**3,635**
Fund: 2320 - MERIDIAN HILLS							
2320-000-00000-42000	LMD20 MER HILLS - INVEST EARN	(17,044)	15,000	7,969	5,000	5,000	5,000
2320-000-00000-43360	LMD-Z20 - REIMBURSE	0	0	0	0	0	0
2320-000-00000-45020	LMD20 MER HILLS- SBA- LANDSCAPE MAINT	372,491	407,856	368,772	407,856	520,800	520,800
	Fund: 2320 - MERIDIAN HILLS Total:	**355,446**	**422,856**	**376,741**	**412,856**	**525,800**	**525,800**

Revenue Budget Worksheet

Fund: 2321 - CANTERBURY & IVY LN		2021-2022 Actual	2022-2023 Budget	2022-2023 YTD Actual	Defined Budgets 2022-2023 CY Estimate	2023-2024 Recommended	2023-2024 Adopted-PRT
Fund: 2321 - CANTERBURY & IVY LN							
2321-000-00000-42000	LMD-Z21 - INVEST EARN	(5,292)	1,000	2,590	1,000	1,000	1,000
2321-542-L0071-45020	LMD CANTERBURY LN - SBA- LANDSCAPE MAINT	11,594	7,959	11,871	7,959	8,351	8,351
2321-542-L0072-45020	LMD IVY LN - SBA- LANDSCAPE MAINT	5,963	10,076	6,105	10,076	10,572	10,572
	Fund: 2321 - CANTERBURY & IVY LN Total:	**12,265**	**19,036**	**20,567**	**19,036**	**19,923**	**19,923**
Fund: 2322 - MOORPARK HIGHLANDS							
2322-000-00000-42000	LMD-Z22 - INVEST EARN	(25,749)	22,000	9,597	10,000	22,000	22,000
2322-000-00000-45020	MOORPARK HIGHLANDS - SBA- LANDSCAPE MAINT	795,382	892,677	791,318	892,677	875,550	875,550
	Fund: 2322 - MOORPARK HIGHLANDS Total:	**769,633**	**914,677**	**800,916**	**902,677**	**897,550**	**897,550**
Fund: 2323 - SUNCAL TRACT#5130							
2323-000-00000-42000	LMD-Z23 - INVEST EARN	(185)	100	98	100	100	100
	Fund: 2323 - SUNCAL TRACT#5130 Total:	**(185)**	**100**	**98**	**100**	**100**	**100**
Fund: 2324 - 875 LOS ANGELES AV							
2324-000-00000-42000	LMD-Z24 - INVEST EARN	(741)	300	395	300	300	300
	Fund: 2324 - 875 LOS ANGELES AV Total:	**(741)**	**300**	**395**	**300**	**300**	**300**
Fund: 2325 - PATRIOT COMMERCE CTR							
2325-000-00000-42000	LMD-Z25 - INVEST EARN	(231)	100	123	100	100	100
	Fund: 2325 - PATRIOT COMMERCE CTR Total:	**(231)**	**100**	**123**	**100**	**100**	**100**
Fund: 2326 - 14339-14349 WHITE SAGE RD							
2326-000-00000-42000	LMD-Z26 - INVEST EARN	(150)	100	79	100	100	100
	Fund: 2326 - 14339-14349 WHITE SAGE RD Total:	**(150)**	**100**	**79**	**100**	**100**	**100**
Fund: 2330 - AD 92-1 MISSION BELL PLZ							
2330-000-00000-42000	LMD-Z30 - INVEST EARN	(3)	100	1	0	0	0
	Fund: 2330 - AD 92-1 MISSION BELL PLZ Total:	**(3)**	**100**	**1**	**0**	**0**	**0**

Revenue Budget Worksheet

Fund: 2331 - TUSCANY SQ		2021-2022 Actual	2022-2023 Budget	2022-2023 YTD Actual	Defined Budgets 2022-2023 CY Estimate	2023-2024 Recommended	2023-2024 Adopted-PRT
Fund: 2331 - TUSCANY SQ							
2331-000-00000-42000	LMD-Z31 - INVEST EARN	(97)	100	51	100	100	100
	Fund: 2331 - TUSCANY SQ Total:	**(97)**	**100**	**51**	**100**	**100**	**100**
Fund: 2332 - 145 PARK LN							
2332-000-00000-42000	LMD-Z32 - INVEST EARN	(107)	100	56	100	100	100
	Fund: 2332 - 145 PARK LN Total:	**(107)**	**100**	**56**	**100**	**100**	**100**
Fund: 2390 - PARK MAINTENANCE DISTRICT							
2390-000-00000-42000	PK MAINT - INVEST EARN	0	0	0	0	0	0
2390-000-00000-43360	PK MAINT - REIMBURSE	306	16,500	26,368	16,500	16,500	16,500
BUDGET DETAIL							
BUDGET CODE	DESCRIPTION		UNITS	PRICE			AMOUNT
ADOPTED-PRT	GENERAL		0.00	0.00			5,000
ADOPTED-PRT	MUSD AVCP TENNIS COURT SCREENS, NETS, CABLES		0.00	0.00			11,500
2390-000-00000-45000	PK MAINT - SBA - PARK MAINT.	945,486	936,665	955,992	936,665	978,309	978,309
2390-000-00000-49010	PK MAINT - TFER FR OTH FUND	1,211,497	1,491,143	0	1,569,169	1,601,142	1,622,802
2390-541-R0030-42070	ACVP - COURT LIGHT USE FEE	2,151	4,000	2,397	4,000	4,000	4,000
2390-541-R0070-42070	COLL VIEW PK - COURT LIGHT USE FEE	326	400	264	400	400	400
2390-541-R0080-42070	PEACH HILL PK - COURT LIGHT USE FEE	240	600	201	600	600	600
2390-541-R0100-42070	MTN MEADOWS PK - COURT LIGHT USE FEE	734	1,000	513	1,000	1,000	1,000
2390-541-R0150-42070	MILLER PK - COURT LIGHT USE FEE	1,713	1,500	1,352	1,500	1,500	1,500
2390-541-R0170-42070	MAMMOTH HLND PK - COURT LIGHT USE FEE	550	1,000	529	1,000	1,000	1,000
	Fund: 2390 - PARK MAINTENANCE DISTRICT Total:	**2,163,002**	**2,452,808**	**987,620**	**2,530,834**	**2,604,451**	**2,626,111**
Fund: 2401 - TEA 21 FEDERAL GRANTS							
2401-000-00000-46600	TEA 21 - FED GOVT-ISSUE BOND ALLOC	0	796,770	0	796,770	796,770	796,770
BUDGET DETAIL							
BUDGET CODE	DESCRIPTION		UNITS	PRICE			AMOUNT
ADOPTED-PRT	CIP C0021 (LOS ANGELES AVENUE)		0.00	0.00			796,770
	Fund: 2401 - TEA 21 FEDERAL GRANTS Total:	**0**	**796,770**	**0**	**796,770**	**796,770**	**796,770**

Revenue Budget Worksheet

Fund: 2409 - FEDERAL & STATE GRANTS		2021-2022 Actual	2022-2023 Budget	2022-2023 YTD Actual	Defined Budgets 2022-2023 CY Estimate	2023-2024 Recommended	2023-2024 Adopted-PRT
Fund: 2409 - FEDERAL & STATE GRANTS							
2409-000-00000-42000	FED/ST GRNT - INVEST EARN	(8,249)	0	4,877	0	0	0
2409-000-00000-46330	FED/ST GRNT - STATE REIMBURSE	0	187,244	0	187,244	187,244	187,244
2409-000-00000-46530	FED/ST GRNT - FEDERAL REIMBURSE	0	200,000	0	200,000	200,000	200,000
2409-000-00000-46600	FED/ST GRNT - FED GOVT-ISSUE BOND ALLOC	0	900,000	0	900,000	900,000	900,000
2409-000-G0004-46360	FED/ST GRNT - ST GRANTS-PUB SAFETY	161,285	155,000	165,271	100,000	100,000	100,000
2409-311-C0020-46530	FED/ST GRNT - PRINCETON AV IMPROV	0	456,976	774	456,976	456,976	456,976

BUDGET DETAIL

BUDGET CODE	DESCRIPTION	UNITS	PRICE	AMOUNT
ADOPTED-PRT	FEDERAL HIP	0.00	0.00	456,976

Fund: 2409 - FEDERAL & STATE GRANTS Total:	**153,036**	**1,899,220**	**170,922**	**1,844,220**	**1,844,220**	**1,844,220**
Fund: 2410 - SOLID WASTE AB939						
2410-000-00000-40200	SLD WSTE - FRANCHISE FEES	94,649	390,000	505,127	414,200	414,200	414,200
2410-000-00000-40230	SLD WSTE - SOLID WASTE EXEMPTION	102	200	102	102	100	100
2410-000-00000-42000	SLD WSTE - INVEST EARN	(43,173)	15,000	20,303	15,000	15,000	15,000
2410-000-00000-42200	SLD WSTE - CONTRIB/DONATION	0	35,000	35,000	35,000	35,000	35,000

BUDGET NOTES

BUDGET CODE	SUBJECT	DESCRIPTION
ADOPTED-PRT	SOURCE	WM HHW CONTRIBUTION SECTION 5.6.5 OF THE FRANCHISE AGREEMENT

2410-000-00000-43080	SLD WSTE - DEVT PROCESS STAFF CHG	13,120	1,000	(19,024)	1,200	2,100	2,100
2410-000-00000-43090	SLD WSTE - CONTRACT ADMIN FEE	0	2,700	0	0	2,700	2,700

BUDGET NOTES

BUDGET CODE	SUBJECT	DESCRIPTION
ADOPTED-PRT	SOURCE	WM RATE REVIEW REIMBURSEMENT SECTION 5.6.6 OF THE FRANCHISE AGREEMENT

2410-000-00000-43320	SLD WSTE - PROGRAM FEES	1,680	1,000	1,000	1,000	1,000	1,000

BUDGET NOTES

BUDGET CODE	SUBJECT	DESCRIPTION
ADOPTED-PRT	SOURCE	USER PURCHASES FOR ITEMS SUCH AS COMPOST BINS

2410-000-00000-43360	SLD WSTE - REIMBURSE	0	0	6,000	0	0	0
2410-000-G0001-46370	SLD WSTE - ST GRANTS-SOLID WASTE	0	0	0	6,000	6,000	6,000
2410-000-G0002-46370	SLD WSTE - ST GRANTS-SOLID WASTE	3,996	15,000	9,573	9,200	9,200	9,200

Revenue Budget Worksheet

Fund: 2410 - SOLID WASTE AB939		2021-2022 Actual	2022-2023 Budget	2022-2023 YTD Actual	Defined Budgets 2022-2023 CY Estimate	2023-2024 Recommended	2023-2024 Adopted-PRT
2410-000-G0029-46370	SLD WSTE - ST GRANTS-SOLID WASTE	51,738	0	0	0	0	0
	Fund: 2410 - SOLID WASTE AB939 Total:	**122,113**	**459,900**	**558,082**	**481,702**	**485,300**	**485,300**
Fund: 2411 - LOCAL TDA ARTICLE 3							
2411-000-00000-42000	TRANS-3 - INVEST EARN	(27,060)	4,000	14,043	4,000	4,000	4,000
2411-000-00000-46200	TRANS-3 - TRANSIT ALLOC (CNTY)	4,607	5,273	6,522	6,522	5,273	5,273
BUDGET DETAIL							
BUDGET CODE	DESCRIPTION		UNITS	PRICE			AMOUNT
ADOPTED-PRT	CLASS I MAINTENANCE		0.00	0.00			5,273
	Fund: 2411 - LOCAL TDA ARTICLE 3 Total:	**(22,453)**	**9,273**	**20,565**	**10,522**	**9,273**	**9,273**
Fund: 2412 - LOCAL TDA ARTICLE 8A							
2412-000-00000-42000	TRANS-8A - INVEST EARN	(42,155)	10,000	14,336	10,000	10,000	10,000
2412-000-00000-43360	TRANS-8A - REIMBURSE	0	10,000	0	10,000	10,000	10,000
BUDGET DETAIL							
BUDGET CODE	DESCRIPTION		UNITS	PRICE			AMOUNT
ADOPTED-PRT	CALTRANS HIGHWAY 23/118 SWEEPING		0.00	0.00			10,000
2412-000-00000-46200	TRANS-8A - TRANSIT ALLOC (CNTY)	0	800,000	500,000	800,000	800,000	800,000
	Fund: 2412 - LOCAL TDA ARTICLE 8A Total:	**(42,155)**	**820,000**	**514,336**	**820,000**	**820,000**	**820,000**
Fund: 2413 - STATE TRANSIT ASSISTANCE							
2413-000-00000-42000	TRANS-6.5 - INVEST EARN	(172)	0	(263)	0	0	0
2413-000-00000-46200	STA - TRANSIT ALLOC (CNTY)	24,424	10,000	21,214	10,000	10,000	10,000
	Fund: 2413 - STATE TRANSIT ASSISTANCE Total:	**24,253**	**10,000**	**20,950**	**10,000**	**10,000**	**10,000**
Fund: 2414 - LOCAL TDA ARTICLE 8C							
2414-000-00000-42000	TRANS-8C - INVEST EARN	(22,786)	2,000	23,635	2,000	2,000	2,000
2414-000-00000-42050	TRANS-8C - RENTAL REVENUE	3	0	12	0	0	0
2414-000-00000-43350	TRANS-8C - TRANSIT FARES	5,068	17,000	29,759	17,000	17,000	17,000
2414-000-00000-46200	TRANS-8C - TRANSIT ALLOC (CNTY)	1,213,438	966,420	1,210,424	1,210,424	1,210,424	1,210,424
2414-000-00000-46550	TRANS-8C - FEDERAL GRANT	638,328	714,600	443,372	714,600	714,600	714,600

Revenue Budget Worksheet

Fund: 2414 - LOCAL TDA ARTICLE 8C		2021-2022 Actual	2022-2023 Budget	2022-2023 YTD Actual	Defined Budgets 2022-2023 CY Estimate	2023-2024 Recommended	2023-2024 Adopted-PRT
BUDGET DETAIL							
BUDGET CODE	DESCRIPTION		UNITS	PRICE			AMOUNT
ADOPTED-PRT	BUS MAINTENANCE (FTA 5307 80%)		0.00	0.00			120,000
ADOPTED-PRT	BUS OPS INCL FUEL: (FTA 5307)		0.00	0.00			295,000
ADOPTED-PRT	DAR: (FTA 5307)		0.00	0.00			80,000
ADOPTED-PRT	MICROTRANSIT APP & MARKETING (FTA 5307)		0.00	0.00			29,600
ADOPTED-PRT	MICROTRANSIT OPS (FTA 5307)		0.00	0.00			190,000
2414-000-00000-49010	TRANS-8C - TFER FR OTH FUND	41,328	0	0	0	0	0
2414-430-00000-43350	PARATRANSIT - TRANSIT FARES	233	0	3,720	0	0	0
2414-430-P0010-43350	PARATRANSIT - TRANSIT FARES	3,454	7,000	9,260	7,000	7,000	7,000
	Fund: 2414 - LOCAL TDA ARTICLE 8C Total:	**1,879,066**	**1,707,020**	**1,720,183**	**1,951,024**	**1,951,024**	**1,951,024**
Fund: 2415 - GAS TAX							
2415-000-00000-42000	GAS TX - INVEST EARN	(23,077)	15,000	14,117	15,000	15,000	15,000
2415-000-00000-43360	GAS TX - REIMBURSE	0	0	0	0	0	0
2415-000-00000-44100	GAS TX - STMLT/RESTITUTE	0	0	0	0	0	0
2415-000-00000-49010	GAS TX - TFER FR OTH FUND	3,444	0	0	0	0	0
2415-000-E0048-46300	GAS TX 2105 - GAS&VEH TAX (ST)	199,725	213,095	206,128	213,095	237,000	237,000
2415-000-E0049-46300	GAS TX 2106 - GAS&VEH TAX (ST)	131,710	136,941	135,832	136,941	153,000	153,000
2415-000-E0050-46300	GAS TX 2107 - GAS&VEH TAX (ST)	225,521	271,180	280,918	271,180	285,000	285,000
2415-000-E0051-46300	GAS TX 2107.5 - GAS&VEH TAX (ST)	19,291	6,000	6,000	6,000	6,000	6,000
2415-000-E0052-46320	GAS TX - HUT (ST)	284,522	327,031	295,123	327,031	358,000	358,000
	Fund: 2415 - GAS TAX Total:	**841,136**	**969,247**	**938,119**	**969,247**	**1,054,000**	**1,054,000**
Fund: 2416 - ROAD MAINT & REHAB							
2416-000-00000-42000	RD MAINT&REHAB - INVEST EARN	(43,562)	500	11,934	500	500	500
2416-000-00000-46230	RD MAINT&REHAB - REIMB/REVENUES	0	0	0	0	0	0
2416-000-E0061-46300	RD MAINT&REHAB - GAS&VEH TAX (ST)	725,947	723,544	739,056	723,544	895,000	895,000
	Fund: 2416 - ROAD MAINT & REHAB Total:	**682,385**	**724,044**	**750,991**	**724,044**	**895,500**	**895,500**
Fund: 2417 - STATE OF GOOD REPAIR							
2417-000-00000-42000	SGR - INVEST EARN	(125)	0	62	0	0	0

Revenue Budget Worksheet

		2021-2022 Actual	2022-2023 Budget	2022-2023 YTD Actual	Defined Budgets 2022-2023 CY Estimate	2023-2024 Recommended	2023-2024 Adopted-PRT
Fund: 2417 - STATE OF GOOD REPAIR							
2417-000-P0049-46200	SGR - SB1 ALLOCATION	506	3,000	0	3,000	3,000	3,000
	Fund: 2417 - STATE OF GOOD REPAIR Total:	**381**	**3,000**	**62**	**3,000**	**3,000**	**3,000**
Fund: 2433 - 2006 SHEKELL FIRES							
2433-000-00000-42000	CA EMS-2006 FIRES - INVEST EARN	(28)	0	15	0	0	0
	Fund: 2433 - 2006 SHEKELL FIRES Total:	**(28)**	**0**	**15**	**0**	**0**	**0**
Fund: 2434 - PROP 1B-LOCAL STREETS&RDS							
2434-000-00000-42000	PROP1B-ST/RDS - INVEST EARN	(22,937)	10,000	8,337	10,000	10,000	10,000
2434-430-G0008-46400	PTMISEA GRANT - ST-ISSUE BOND ALLOC	251,236	218,655	0	218,655	218,655	218,655
	Fund: 2434 - PROP 1B-LOCAL STREETS&RDS Total:	**228,299**	**228,655**	**8,337**	**228,655**	**228,655**	**228,655**
Fund: 2800 - AMERICAN RESCUE PLAN ACT (ARPA-CLFR)							
2800-000-00000-42000	ARPA-CLFR INVEST EARN	0	0	(109,079)	0	0	0
2800-000-G0027-46530	ARPA-CLFR AMERICAN RESCUE PLAN	2,012,870	0	4,350,837	4,350,837	0	0
	Fund: 2800 - AMERICAN RESCUE PLAN ACT (ARPA-CLFR) Total:	**2,012,870**	**0**	**4,241,757**	**4,350,837**	**0**	**0**
Fund: 2910 - JPA MWPR CONSERVATION FUND							
2910-000-00000-42000	JPA MWPRCA - INTEREST	168	0	660	0	0	0
2910-000-00000-46005	JPA MWPRC - CONTRIB/DONATION (FR CITY)	0	0	0	0	0	0
2910-000-00000-46350	MWPRCA - STATE GRANTS	0	0	20,655	0	0	0
2910-000-00000-49030	JPA MWPRC - INTERFUND LOAN FROM	0	0	0	0	0	0
2910-901-00000-42200	MWPRC AUTH - CONTRIB/DONATIONS	6,900	6,900	6,900	6,900	8,700	8,700
BUDGET DETAIL							
BUDGET CODE	DESCRIPTION		UNITS	PRICE			AMOUNT
ADOPTED-PRT	CITY CONTRIB FOR TIERRA REJADA OPEN SPACE		0.00	0.00			8,700
	Fund: 2910 - JPA MWPR CONSERVATION FUND Total:	**7,068**	**6,900**	**28,216**	**6,900**	**8,700**	**8,700**
Fund: 3000 - CAPITAL PROJECTS FUND							
3000-000-00000-42000	CAP PROJ - INVEST EARN	(19,639)	10,000	10,472	10,000	10,000	10,000
	Fund: 3000 - CAPITAL PROJECTS FUND Total:	**(19,639)**	**10,000**	**10,472**	**10,000**	**10,000**	**10,000**

Revenue Budget Worksheet

Fund: 3001 - CITY HALL IMPROVEMENT FUND		2021-2022 Actual	2022-2023 Budget	2022-2023 YTD Actual	Defined Budgets 2022-2023 CY Estimate	2023-2024 Recommended	2023-2024 Adopted-PRT
Fund: 3001 - CITY HALL IMPROVEMENT FUND							
3001-000-00000-42000	CH IMPRV - INVEST EARN	(36,646)	55,000	(57,308)	55,000	55,000	55,000
3001-000-00000-49010	CH IMPRV - TFER FR OTH FUND	6,125,000	0	0	0	0	0
	Fund: 3001 - CITY HALL IMPROVEMENT FUND Total:	**6,088,354**	**55,000**	**(57,308)**	**55,000**	**55,000**	**55,000**
Fund: 3002 - POLICE FACILITIES FUND							
3002-000-00000-42000	POL FAC FEE - INVEST EARN	(3,331)	0	1,646	0	0	0
3002-000-00000-43000	POL FAC FEE - GEN DEVT FEES	3,501	400,522	8,140	312,997	543,543	543,543
	Fund: 3002 - POLICE FACILITIES FUND Total:	**170**	**400,522**	**9,787**	**312,997**	**543,543**	**543,543**
Fund: 3003 - EQUIPMENT REPLACEMENT FUND							
3003-000-00000-42000	ERF - INVEST EARN	(38,441)	30,000	21,453	30,000	30,000	30,000
	Fund: 3003 - EQUIPMENT REPLACEMENT FUND Total:	**(38,441)**	**30,000**	**21,453**	**30,000**	**30,000**	**30,000**
Fund: 3004 - SPECIAL PROJECTS							
3004-000-00000-42000	SPEC PR0J - INVEST EARN	(855,406)	0	(150,728)	0	0	0
3004-000-00000-49010	SPEC PR0J - TFER FR OTH FUND	4,597,039	0	0	0	0	0
	Fund: 3004 - SPECIAL PROJECTS Total:	**3,741,633**	**0**	**(150,728)**	**0**	**0**	**0**
Fund: 3005 - REMAINING BOND PROCEEDS							
3005-000-00000-42000	REMAIN BOND PROC - INVEST EARN	(57,282)	0	29,110	0	0	0
	Fund: 3005 - REMAINING BOND PROCEEDS Total:	**(57,282)**	**0**	**29,110**	**0**	**0**	**0**
Fund: 3006 - PEG CAPITAL FUND							
3006-000-00000-40210	PEG CAPITAL - FRANCHISE PEG FEES	67,273	82,400	99,397	83,100	82,400	82,400
3006-000-00000-42000	PEG CAPITAL - INVEST EARN	(5,417)	0	1,613	0	0	0
	Fund: 3006 - PEG CAPITAL FUND Total:	**61,856**	**82,400**	**101,011**	**83,100**	**82,400**	**82,400**
Fund: 3007 - DDA SETTLEMENT CAPITAL FUNDS							
3007-000-00000-42000	DDA STLMT CAP - INVEST EARN	0	0	0	0	0	0
3007-000-P0046-42000	SO. TERMINUS MER HILLS - INVEST EARN	(5,444)	0	2,903	0	0	0
3007-000-P0047-42000	ST RESURFACE MER HILLS DR - INVEST EARN	(16,332)	0	8,709	0	0	0

Revenue Budget Worksheet

Fund: 3007 - DDA SETTLEMENT CAPITAL FUNDS		2021-2022 Actual	2022-2023 Budget	2022-2023 YTD Actual	Defined Budgets 2022-2023 CY Estimate	2023-2024 Recommended	2023-2024 Adopted-PRT
3007-000-P0048-42000	ST RESURF CHAMPIONSHIP DR - INVEST EARN	(44,191)	0	23,565	0	0	0
	Fund: 3007 - DDA SETTLEMENT CAPITAL FUNDS Total:	**(65,967)**	**0**	**35,177**	**0**	**0**	**0**
Fund: 3008 - IT EQUIPMENT REPLACEMENT FUND							
3008-000-00000-42000	IT ERP - INVEST EARN	(9,825)	0	5,518	0	0	0
	Fund: 3008 - IT EQUIPMENT REPLACEMENT FUND Total:	**(9,825)**	**0**	**5,518**	**0**	**0**	**0**
Fund: 3009 - VEHICLE REPLACEMENT FUND							
3009-000-00000-42000	VEH RPLC - INVEST EARN	(13,844)	0	9,792	0	0	0
3009-000-00000-49110	VEH RPLC - SALE VEHICLE FA	10,415	10,000	24,155	0	0	0
	Fund: 3009 - VEHICLE REPLACEMENT FUND Total:	**(3,429)**	**10,000**	**33,947**	**0**	**0**	**0**
Fund: 3010 - FACILITIES REPLACEMENT FUND							
3010-000-00000-42000	FAC RPLC - INVEST EARN	(18,351)	0	9,785	0	0	0
	Fund: 3010 - FACILITIES REPLACEMENT FUND Total:	**(18,351)**	**0**	**9,785**	**0**	**0**	**0**
Fund: 6001 - AD 92-1 MISSION BELL							
6001-000-00000-40000	AD92-1 PROP TAXES	733,300	0	0	0	0	0
	Fund: 6001 - AD 92-1 MISSION BELL Total:	**733,300**	**0**	**0**	**0**	**0**	**0**
Fund: 6002 - CFD 97-1 CARLSBERG							
6002-000-00000-40000	CFD97-1 - PROP TAXES	1,412,300	0	0	0	0	0
	Fund: 6002 - CFD 97-1 CARLSBERG Total:	**1,412,300**	**0**	**0**	**0**	**0**	**0**
Fund: 6003 - CFD 2004-01 HIGHLAND							
6003-000-00000-40000	CFD 2004-1 - PROP TAXES	2,126,347	0	0	0	0	0
	Fund: 6003 - CFD 2004-01 HIGHLAND Total:	**2,126,347**	**0**	**0**	**0**	**0**	**0**
Fund: 7100 - SARA OBLIGATION RETIREMENT							
7100-000-00000-40090	SA OBL RETIRE - PROP TAX INCR	1,463,257	1,517,635	1,488,446	1,517,635	1,522,823	1,522,823

BUDGET DETAIL

BUDGET CODE	DESCRIPTION	UNITS	PRICE	AMOUNT
ADOPTED-PRT	ROPS 21-22B (JAN-JUN 2022)	0.00	0.00	1,435,323
ADOPTED-PRT	ROPS 23-24A (JUL-DEC 2023)	0.00	0.00	87,500

Revenue Budget Worksheet

Fund: 7100 - SARA OBLIGATION RETIREMENT		2021-2022 Actual	2022-2023 Budget	2022-2023 YTD Actual	Defined Budgets 2022-2023 CY Estimate	2023-2024 Recommended	2023-2024 Adopted-PRT
7100-000-00000-42000	SA OBL RETIRE - INVESTMENT EARNINGS	1,448	0	2,775	0	0	0
	Fund: 7100 - SARA OBLIGATION RETIREMENT Total:	**1,464,705**	**1,517,635**	**1,491,221**	**1,517,635**	**1,522,823**	**1,522,823**
Fund: 7101 - SARA ECONOMIC DEVT							
7101-000-00000-49010	SA ECON DEV - TFER FR OTH FUND	125,000	175,000	37,500	175,000	175,000	175,000
BUDGET DETAIL							
BUDGET CODE	DESCRIPTION		UNITS	PRICE			AMOUNT
ADOPTED-PRT	ADMINISTRATIVE COST ALLOWANCE		0.00	0.00			125,000
ADOPTED-PRT	ROPS 23/24 CONTRACTS		0.00	0.00			50,000
	Fund: 7101 - SARA ECONOMIC DEVT Total:	**125,000**	**175,000**	**37,500**	**175,000**	**175,000**	**175,000**
Fund: 7103 - SARA 2001 TAB PROCEEDS							
7103-000-00000-49100	SA 2001 TAB PROCEEDS - SALE OF REAL PROP	(1,206,598)	0	0	0	0	0
	Fund: 7103 - SARA 2001 TAB PROCEEDS Total:	**(1,206,598)**	**0**	**0**	**0**	**0**	**0**
Fund: 7108 - SARA 2001 TARB PROCEEDS							
7108-000-00000-42000	SA-14TARB PR - INVEST EARN	11	0	306	0	0	0
	Fund: 7108 - SARA 2001 TARB PROCEEDS Total:	**11**	**0**	**306**	**0**	**0**	**0**
Fund: 7109 - SARA 2014 DEBT SVC							
7109-000-00000-42000	SA-DS 14 - INVEST EARN	1,519	0	55,531	0	0	0
7109-000-00000-49010	SA-DS 14 - TFER FR OTH FUND	1,654,664	1,002,023	1,006,223	1,002,023	998,610	998,610
	Fund: 7109 - SARA 2014 DEBT SVC Total:	**1,656,184**	**1,002,023**	**1,061,754**	**1,002,023**	**998,610**	**998,610**
Fund: 7110 - SARA 2016 TARB PROCEEDS							
7110-000-00000-42000	SARA2016 TARB - INVEST EARN	0	0	237	0	0	0
	Fund: 7110 - SARA 2016 TARB PROCEEDS Total:	**0**	**0**	**237**	**0**	**0**	**0**
Fund: 7111 - SARA 2016 DEBT SVC							
7111-000-00000-42000	SA-DS 16 INVEST EARN	76	0	7,709	0	0	0
7111-000-00000-49010	SA-DS 16 TFER FR OTHER FUNDS	341,013	340,613	350,213	340,613	349,213	349,213
	Fund: 7111 - SARA 2016 DEBT SVC Total:	**341,089**	**340,613**	**357,922**	**340,613**	**349,213**	**349,213**

Revenue Budget Worksheet

Fund: 7199 - POOLED SARA CASH FUND		2021-2022 Actual	2022-2023 Budget	2022-2023 YTD Actual	Defined Budgets 2022-2023 CY Estimate	2023-2024 Recommended	2023-2024 Adopted-PRT
Fund: 7199 - POOLED SARA CASH FUND							
7199-000-00000-49010	SA-TFER FR OTH FUNDS	641,841	0	0	0	0	0
	Fund: 7199 - POOLED SARA CASH FUND Total:	**641,841**	**0**	**0**	**0**	**0**	**0**
	Report Total:	**53,856,659**	**51,472,865**	**45,566,008**	**53,279,227**	**66,771,927**	**66,864,582**

Fund Summary

Fund	2021-2022 Actual	2022-2023 Budget	2022-2023 YTD Actual	Defined Budgets 2022-2023 CY Estimate	2023-2024 Recommended	2023-2024 Adopted-PRT
1000 - GENERAL FUND	23,504,158	21,960,060	22,971,688	22,316,534	22,664,731	22,664,731
1010 - LIBRARY OPERATING FUND	1,096,370	1,136,000	1,244,079	1,136,000	1,161,000	1,161,000
2000 - TRAFFIC SAFETY FUND	107,714	173,000	93,436	173,000	173,000	173,000
2001 - TRAFFIC SYSTM MGMT FUND	-52,759	495,144	93,554	351,348	740,934	740,934
2002 - CITY-WIDE TRAFFIC MITIGAT	-552,134	1,157,000	534,994	809,000	3,867,711	3,867,711
2003 - CROSSING GUARD FUND	-705	5,000	104	5,000	5,000	5,000
2004 - LIBRARY FACILITIES	-56,794	238,082	2,268,675	168,641	405,592	405,592
2005 - OPEN SPACE MAINTENANCE	18,801	5,000	19,060	20,238	20,300	20,300
2006 - TREE AND LANDSCAPE FEES	-5,342	13,000	3,105	13,000	13,000	13,000
2007 - ART IN PUBLIC PLACES	-135,142	454,022	121,075	342,022	1,424,000	1,424,000
2008 - BICYCLE PATH/MULTI-USE TR	-3,929	2,000	2,094	2,000	2,000	2,000
2009 - MUNICIPAL POOL	-9,497	3,000	5,064	3,000	3,000	3,000
2010 - COMMUNITY WIDE PARK DEVT	-29,170	1,041,828	52,793	1,041,828	3,430,047	3,430,047
2011 - PARK IMPROVEMENT ZONE 2017-1	-22,915	20,000	28,702	20,000	3,174,921	3,174,921
2013 - PARK IMPROVEMENT ZONE 2017-2	-243	577,000	129	283,000	437,408	437,408
2014 - LOS ANGELES A.O.C.	-257,667	1,922,111	708,940	958,254	4,238,450	4,238,450
2015 - TIERRA REJADA/SPRING AOC	-4,685	0	2,498	0	132,598	132,598
2016 - CASEY/GABBERT A.O.C.	-3,128	1,000	1,667	1,000	1,000	1,000
2017 - FREMONT STORM DRAIN AOC	-524	1,000	279	1,000	1,000	1,000
2018 - ENDOWMENT FUND	-184,780	2,248,000	248,309	1,039,897	3,681,107	3,681,107
2019 - OPEN SPACE ACQUISITION FUND	-68,213	1,000	36,375	1,000	1,000	1,000
2020 - WC TRAFFIC NOISE ATTENUATION	-785	0	418	0	0	0
2121 - CITY AFFORDABLE HOUSING	42,730	65,000	49,569	65,000	65,000	65,000
2122 - CALHOME PROG REUSE FUND	-3,155	1,000	1,682	1,000	1,000	1,000
2123 - HOUSING-SUCCESSOR AGENCY	27,373	23,000	36,011	23,000	23,000	23,000
2200 - COMMUNITY DEVELOPMENT	2,345,220	2,682,532	1,021,639	2,861,939	3,027,124	3,086,570
2205 - ENGINEERING/PW FUND	411,549	511,788	432,997	538,476	506,413	517,962
2300 - AD 84-2 CITYWIDE LLMD	548,256	606,703	490,637	496,326	580,127	580,127
2301 - 84-2 PECAN AVE T2851	28,096	24,190	10,482	17,626	24,656	24,656
2302 - 84-2 STEEPLE HILL T2865	75,115	74,839	80,902	74,339	74,839	74,839

Fund Summary

Fund	2021-2022 Actual	2022-2023 Budget	2022-2023 YTD Actual	Defined Budgets 2022-2023 CY Estimate	Defined Budgets 2023-2024 Recommended	Defined Budgets 2023-2024 Adopted-PRT
2303 - 84-2 BUTTERCREEK T3032	4,262	5,839	3,330	3,079	3,766	3,766
2304 - 84-2 WILLIAMS RANCH T3274	6,596	6,383	6,932	6,383	6,383	6,383
2305 - 84-2 PHEASANT T3019/3525	130,090	87,539	25,758	71,231	82,469	82,469
2306 - 84-2 INGLEWOOD ST T3306	1,624	1,980	988	1,047	1,816	1,816
2307 - 84-2 LA AVE & GABBERT RD	11,252	11,298	12,356	11,298	11,298	11,298
2308 - 84-2 HOMES ACRES BUFFER	31,883	26,122	16,452	21,369	30,690	30,690
2309 - 84-2 CONDOR DRIVE	9,670	7,153	1,465	5,626	7,493	7,493
2310 - 84-2 MTN MEADOWS PC3	208,313	201,955	219,515	201,955	202,455	202,455
2311 - 84-2 ALYSSAS COURT T4174	2,941	3,040	3,385	3,040	3,040	3,040
2312 - 84-2 CARLSBERG	202,186	288,123	232,415	290,623	260,649	260,649
2314 - SILVER OAK LN	6,476	11,737	2,024	4,519	11,070	11,070
2315 - COUNTRY CLUB ESTATES	246,474	279,599	288,471	274,599	315,500	315,500
2316 - MOUNTAIN VIEW	4,822	7,450	9,729	6,650	14,950	14,950
2318 - MOONSONG CT	17,206	20,143	20,562	20,143	15,200	15,200
2319 - CAMPUS PLAZA	988	4,707	5,283	4,707	3,635	3,635
2320 - MERIDIAN HILLS	355,446	422,856	376,741	412,856	525,800	525,800
2321 - CANTERBURY & IVY LN	12,265	19,036	20,567	19,036	19,923	19,923
2322 - MOORPARK HIGHLANDS	769,633	914,677	800,916	902,677	897,550	897,550
2323 - SUNCAL TRACT#5130	-185	100	98	100	100	100
2324 - 875 LOS ANGELES AV	-741	300	395	300	300	300
2325 - PATRIOT COMMERCE CTR	-231	100	123	100	100	100
2326 - 14339-14349 WHITE SAGE RD	-150	100	79	100	100	100
2330 - AD 92-1 MISSION BELL PLZ	-3	100	1	0	0	0
2331 - TUSCANY SQ	-97	100	51	100	100	100
2332 - 145 PARK LN	-107	100	56	100	100	100
2390 - PARK MAINTENANCE DISTRICT	2,163,002	2,452,808	987,620	2,530,834	2,604,451	2,626,111
2401 - TEA 21 FEDERAL GRANTS	0	796,770	0	796,770	796,770	796,770
2409 - FEDERAL & STATE GRANTS	153,036	1,899,220	170,922	1,844,220	1,844,220	1,844,220
2410 - SOLID WASTE AB939	122,113	459,900	558,082	481,702	485,300	485,300
2411 - LOCAL TDA ARTICLE 3	-22,453	9,273	20,565	10,522	9,273	9,273

Fund Summary

Fund	2021-2022 Actual	2022-2023 Budget	2022-2023 YTD Actual	Defined Budgets 2022-2023 CY Estimate	2023-2024 Recommended	2023-2024 Adopted-PRT
2412 - LOCAL TDA ARTICLE 8A	-42,155	820,000	514,336	820,000	820,000	820,000
2413 - STATE TRANSIT ASSISTANCE	24,253	10,000	20,950	10,000	10,000	10,000
2414 - LOCAL TDA ARTICLE 8C	1,879,066	1,707,020	1,720,183	1,951,024	1,951,024	1,951,024
2415 - GAS TAX	841,136	969,247	938,119	969,247	1,054,000	1,054,000
2416 - ROAD MAINT & REHAB	682,385	724,044	750,991	724,044	895,500	895,500
2417 - STATE OF GOOD REPAIR	381	3,000	62	3,000	3,000	3,000
2433 - 2006 SHEKELL FIRES	-28	0	15	0	0	0
2434 - PROP 1B-LOCAL STREETS&RDS	228,299	228,655	8,337	228,655	228,655	228,655
2800 - AMERICAN RESCUE PLAN ACT (ARPA-CLFR)	2,012,870	0	4,241,757	4,350,837	0	0
2910 - JPA MWPR CONSERVATION FUND	7,068	6,900	28,216	6,900	8,700	8,700
3000 - CAPITAL PROJECTS FUND	-19,639	10,000	10,472	10,000	10,000	10,000
3001 - CITY HALL IMPROVEMENT FUND	6,088,354	55,000	(57,308)	55,000	55,000	55,000
3002 - POLICE FACILITIES FUND	170	400,522	9,787	312,997	543,543	543,543
3003 - EQUIPMENT REPLACEMENT FUND	-38,441	30,000	21,453	30,000	30,000	30,000
3004 - SPECIAL PROJECTS	3,741,633	0	(150,728)	0	0	0
3005 - REMAINING BOND PROCEEDS	-57,282	0	29,110	0	0	0
3006 - PEG CAPITAL FUND	61,856	82,400	101,011	83,100	82,400	82,400
3007 - DDA SETTLEMENT CAPITAL FUNDS	-65,967	0	35,177	0	0	0
3008 - IT EQUIPMENT REPLACEMENT FUND	-9,825	0	5,518	0	0	0
3009 - VEHICLE REPLACEMENT FUND	-3,429	10,000	33,947	0	0	0
3010 - FACILITIES REPLACEMENT FUND	-18,351	0	9,785	0	0	0
6001 - AD 92-1 MISSION BELL	733,300	0	0	0	0	0
6002 - CFD 97-1 CARLSBERG	1,412,300	0	0	0	0	0
6003 - CFD 2004-01 HIGHLAND	2,126,347	0	0	0	0	0
7100 - SARA OBLIGATION RETIREMENT	1,464,705	1,517,635	1,491,221	1,517,635	1,522,823	1,522,823
7101 - SARA ECONOMIC DEVT	125,000	175,000	37,500	175,000	175,000	175,000
7103 - SARA 2001 TAB PROCEEDS	-1,206,598	0	0	0	0	0
7108 - SARA 2001 TARB PROCEEDS	11	0	306	0	0	0
7109 - SARA 2014 DEBT SVC	1,656,184	1,002,023	1,061,754	1,002,023	998,610	998,610
7110 - SARA 2016 TARB PROCEEDS	0	0	237	0	0	0

Fund Summary

Fund	2021-2022 Actual	2022-2023 Budget	2022-2023 YTD Actual	Defined Budgets 2022-2023 CY Estimate	Defined Budgets 2023-2024 Recommended	Defined Budgets 2023-2024 Adopted-PRT
7111 - SARA 2016 DEBT SVC	341,089	340,613	357,922	340,613	349,213	349,213
7199 - POOLED SARA CASH FUND	641,841	0	0	0	0	0
Report Total:	**53,856,659**	**51,472,865**	**45,566,008**	**53,279,227**	**66,771,927**	**66,864,582**


MOORPARK CALIFORNIA
INCORPORATED JULY 1 1983

Fiscal Year 2023/24

Expenditure Summary

OPERATING EXPENDITURES by Department

FY 2023/24 Adopted Budget

	2022/23 Estimated	2023/24 Budget	2023/24 Percentage
City Council	217,493	201,553	0.5 %
City Manager	1,574,226	1,665,780	4.0 %
City Attorney	105,969	100,000	0.2 %
Public Safety	8,275,258	8,732,200	20.9 %
Finance (including SARA)*	5,756,977	6,229,950	14.9 %
Community Development	5,766,017	4,682,548	11.2 %
Public Works	5,161,709	5,786,200	13.9 %
Parks, Recreation & Community Services	12,657,586	14,332,335	34.3 %
	$ 39,515,236	**$ 41,730,566**	100.0 %

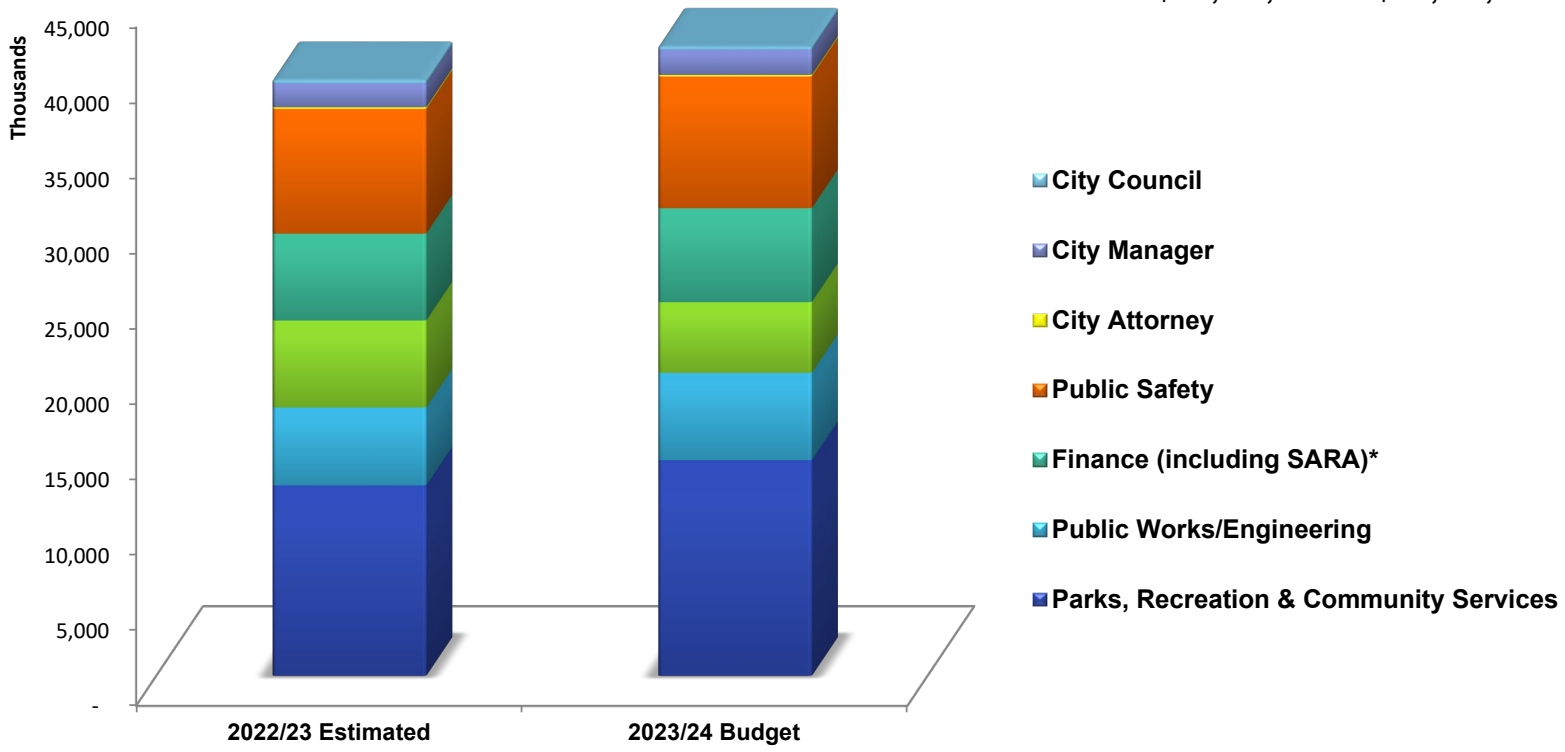

Division	2021-2022 Total Activity	2022-2023 Total Budget	2022-2023 YTD Activity	Defined Budgets 2022-2023 CY Estimate	Defined Budgets 2023-2024 Recommended	Defined Budgets 2023-2024 Adopted-PRT
000 - UNALLOCATED/NON-DIVISION	15,540,849	3,032,662	2,006,893	3,072,662	2,934,262	2,936,258
111 - City Council	192,042	219,493	208,884	217,493	201,603	201,553
120 - City Manager	7,325,242	2,511,228	1,377,634	1,004,435	1,532,918	1,546,113
131 - Pub Info/Leg Affairs	246,588	337,066	282,974	302,753	287,740	300,605
132 - City Clerk	585,616	667,600	512,099	666,783	644,547	669,005
133 - HR/Risk Management	528,031	600,953	527,111	595,793	520,613	541,989
134 - ISD/Cable TV	295,001	587,498	685,915	526,998	1,062,311	1,078,691
140 - City Attorney	322,285	200,000	293,520	105,969	100,000	100,000
151 - Fiscal & Budget Services	919,477	1,292,680	989,507	1,202,342	1,277,163	1,321,789
159 - Central Services	(512)	0	698,563	0	0	0
160 - CDD Administration	1,938,401	2,102,440	827,357	2,437,203	1,763,568	1,837,162
161 - Planning & Zoning	1,449,981	1,939,541	1,672,306	1,973,103	1,120,494	1,162,850
171 - Facilities Maintenance	1,432,737	12,283,752	2,057,093	2,510,110	11,247,262	11,268,251
172 - Property Maintenance	120,206	256,957	140,578	195,086	199,679	203,153
173 - Open Space Maintenance	15,572	52,078	(28,230)	28,800	53,878	53,878
211 - Police Services	7,687,684	8,250,618	8,005,748	8,275,258	8,732,224	8,732,200
212 - Emergency Management	90,642	93,146	51,227	93,146	192,888	195,895
213 - Crossing Guard	86,406	105,224	87,788	105,060	108,410	111,724
214 - Parking Enforcement	104,962	153,848	88,033	115,928	106,088	109,342
221 - Building & Safety	368,084	642,135	300,880	642,135	916,654	916,654
222 - Code Compliance	158,469	178,216	172,722	177,916	179,549	188,563
223 - Engineering/Flood Control	509,029	727,491	557,778	559,866	672,241	695,339
231 - NPDES	175,458	267,967	75,281	186,967	258,112	259,762
310 - PWE Administration	152,387	203,283	116,561	139,054	207,072	212,664
311 - Street Maintenance	2,587,141	26,602,822	11,277,453	12,781,701	14,932,242	14,961,580
312 - Street Lighting	336,947	388,845	216,880	311,814	307,600	307,600
411 - Active Adult Program	245,652	328,313	299,861	325,638	345,440	359,666
422 - City Housing	261,099	419,844	166,540	363,729	347,832	363,412
424 - Successor Housing Agency	6,924	7,111	7,076	7,111	7,801	7,801

Expense Budget Worksheet

Division	2021-2022 Total Activity	2022-2023 Total Budget	2022-2023 YTD Activity	Defined Budgets 2022-2023 CY Estimate	Defined Budgets 2023-2024 Recommended	Defined Budgets 2023-2024 Adopted-PRT
430 - Transit	2,816,145	2,869,760	2,605,954	2,694,455	2,273,582	2,279,068
441 - Animal/Vector Svc	523,261	574,958	479,180	574,812	611,314	626,788
445 - Solid Waste & Recycling	340,411	414,264	369,690	434,401	518,637	534,108
510 - PRCS Administration	479,986	566,038	237,047	404,927	383,610	393,682
511 - Arts	9,279	349,796	99,069	177,537	221,765	221,763
521 - Recreation Programs	1,230,722	1,552,744	1,400,039	1,482,331	1,650,230	1,691,069
530 - Library Services	930,136	1,022,267	888,033	1,233,284	1,393,810	1,400,925
541 - Parks Districts	3,427,942	7,862,271	2,182,481	4,216,309	8,327,350	8,370,670
542 - Lighting/Landscaping Districts	2,366,912	5,395,713	2,244,688	2,952,198	5,245,426	5,262,507
611 - Economic Development	76,002	164,010	161,199	164,820	199,012	206,106
621 - Successor Redevt Agency	268,907	359,182	262,215	359,182	345,603	351,223
901 - Mprk Watershed, Parks, Recr & Conservation Authori	27,949	30,689	3,940	31,412	8,700	8,700
Report Total:	**56,180,055**	**85,614,501**	**44,609,590**	**53,650,521**	**71,439,229**	**71,990,107**

Fund Summary

Fund	2021-2022 Actual	2022-2023 Budget	2022-2023 YTD Actual	Defined Budgets 2022-2023 CY Estimate	Defined Budgets 2023-2024 Recommended	Defined Budgets 2023-2024 Adopted-PRT
1000 - GENERAL FUND	22,586,254	22,448,533	16,266,166	21,093,485	22,011,582	22,362,013
1010 - LIBRARY OPERATING FUND	976,243	1,084,604	938,891	1,295,621	1,470,746	1,477,861
2000 - TRAFFIC SAFETY FUND	119,649	137,876	104,997	137,712	117,607	122,448
2001 - TRAFFIC SYSTM MGMT FUND	892,431	636,939	181,867	201,037	453,651	457,125
2002 - CITY-WIDE TRAFFIC MITIGAT	126,818	8,090,508	5,484,902	6,207,983	1,912,392	1,912,392
2003 - CROSSING GUARD FUND	53,980	0	3	0	0	0
2004 - LIBRARY FACILITIES	0	31,500	0	6,500	0	0
2005 - OPEN SPACE MAINTENANCE	6,972	28,800	11,308	28,800	30,600	30,600
2006 - TREE AND LANDSCAPE FEES	0	130,000	0	0	130,000	130,000
2007 - ART IN PUBLIC PLACES	76,824	928,267	222,051	300,008	842,367	847,760
2010 - COMMUNITY WIDE PARK DEVT	4,685	1,835,888	55,054	1,598	1,761,373	1,761,373
2011 - PARK IMPROVEMENT ZONE 2017-1	0	420,000	17,888	0	792,500	792,500
2013 - PARK IMPROVEMENT ZONE 2017-2	0	140,000	0	0	140,000	140,000
2014 - LOS ANGELES A.O.C.	965,119	10,452,431	4,348,446	5,102,208	5,361,836	5,361,836
2018 - ENDOWMENT FUND	521,915	1,451,900	697,066	781,375	630,447	630,447
2121 - CITY AFFORDABLE HOUSING	289,710	454,162	197,373	398,047	383,431	400,595
2123 - HOUSING-SUCCESSOR AGENCY	59,486	235,553	72,426	95,782	114,468	116,464
2200 - COMMUNITY DEVELOPMENT	2,344,034	2,917,320	2,167,876	2,861,939	3,027,124	3,086,570
2205 - ENGINEERING/PW FUND	411,374	557,788	557,778	538,476	506,413	517,962
2300 - AD 84-2 CITYWIDE LLMD	436,087	703,443	511,509	630,907	650,862	652,026
2301 - 84-2 PECAN AVE T2851	18,135	25,271	22,145	24,656	25,740	25,917
2302 - 84-2 STEEPLE HILL T2865	73,286	90,296	66,912	81,246	93,147	93,586
2303 - 84-2 BUTTERCREEK T3032	2,748	5,459	3,923	4,259	5,510	5,523
2304 - 84-2 WILLIAMS RANCH T3274	6,739	8,551	6,356	8,051	8,558	8,622
2305 - 84-2 PHEASANT T3019/3525	72,482	93,078	66,285	82,469	94,972	95,554
2306 - 84-2 INGLEWOOD ST T3306	1,095	1,916	783	1,816	1,930	1,933
2307 - 84-2 LA AVE & GABBERT RD	11,310	22,154	10,155	20,354	21,302	21,402
2308 - 84-2 HOMES ACRES BUFFER	22,169	31,288	22,457	30,690	32,975	33,152
2309 - 84-2 CONDOR DRIVE	5,697	7,543	5,272	7,493	7,981	8,028
2310 - 84-2 MTN MEADOWS PC3	219,008	251,655	205,496	232,905	265,885	268,336

Fund Summary

Fund	2021-2022 Actual	2022-2023 Budget	2022-2023 YTD Actual	Defined Budgets 2022-2023 CY Estimate	Defined Budgets 2023-2024 Recommended	Defined Budgets 2023-2024 Adopted-PRT
2311 - 84-2 ALYSSAS COURT T4174	1,155	2,427	1,177	1,727	2,178	2,191
2312 - 84-2 CARLSBERG	202,062	233,411	180,888	200,370	249,153	250,648
2314 - SILVER OAK LN	4,610	11,946	4,307	10,971	6,708	6,746
2315 - COUNTRY CLUB ESTATES	116,224	581,863	191,821	265,246	564,067	565,498
2316 - MOUNTAIN VIEW	31,710	14,684	5,865	14,688	15,049	15,096
2318 - MOONSONG CT	8,442	14,966	8,722	11,766	13,402	13,466
2319 - CAMPUS PLAZA	429	6,046	1,182	1,596	6,272	6,310
2320 - MERIDIAN HILLS	378,149	471,611	326,814	414,111	586,286	589,800
2321 - CANTERBURY & IVY LN	6,452	20,766	5,147	18,425	20,447	20,473
2322 - MOORPARK HIGHLANDS	640,418	901,728	593,492	802,912	849,373	855,004
2390 - PARK MAINTENANCE DISTRICT	2,163,002	2,562,742	2,021,324	2,530,834	2,604,451	2,626,111
2401 - TEA 21 FEDERAL GRANTS	0	796,770	0	0	796,770	796,770
2409 - FEDERAL & STATE GRANTS	101,145	1,844,220	421,868	200,000	1,744,220	1,744,220
2410 - SOLID WASTE AB939	348,985	434,264	376,279	454,401	538,637	554,108
2411 - LOCAL TDA ARTICLE 3	72,014	823,524	67,141	15,321	786,203	786,203
2412 - LOCAL TDA ARTICLE 8A	293,270	942,037	292,882	401,840	841,420	855,584
2413 - STATE TRANSIT ASSISTANCE	21,720	9,901	9,900	9,901	3,000	3,000
2414 - LOCAL TDA ARTICLE 8C	1,724,375	2,506,348	2,279,769	2,364,534	2,269,016	2,274,502
2415 - GAS TAX	986,527	1,025,368	695,730	804,889	989,051	1,004,225
2416 - ROAD MAINT & REHAB	31,885	619,549	41,336	124,549	519,549	519,549
2417 - STATE OF GOOD REPAIR	6,872	453	453	453	0	0
2434 - PROP 1B-LOCAL STREETS&RDS	254,626	277,704	284,211	284,212	3,000	3,000
2800 - AMERICAN RESCUE PLAN ACT (ARPA-CLFR)	2,012,870	5,838,798	70,000	150,000	5,688,798	5,688,798
2910 - JPA MWPR CONSERVATION FUND	27,949	30,689	44,940	31,412	8,700	8,700
3001 - CITY HALL IMPROVEMENT FUND	4,862,087	5,070,693	1,029,398	789,254	3,625,721	3,625,721
3003 - EQUIPMENT REPLACEMENT FUND	251,884	523,251	92,198	92,201	1,000,000	1,000,000
3004 - SPECIAL PROJECTS	7,076,997	1,615,000	34,181	12,469	1,602,531	1,602,531
3005 - REMAINING BOND PROCEEDS	264,335	1,750,000	12,711	80,000	1,670,000	1,670,000
3006 - PEG CAPITAL FUND	2,278	15,000	457	15,000	20,000	20,000
3008 - IT EQUIPMENT REPLACEMENT FUND	12,673	200,907	21,233	200,907	110,526	110,526

Fund Summary

Fund	2021-2022 Actual	2022-2023 Budget	2022-2023 YTD Actual	Defined Budgets 2022-2023 CY Estimate	Defined Budgets 2023-2024 Recommended	Defined Budgets 2023-2024 Adopted-PRT
3009 - VEHICLE REPLACEMENT FUND	0	143,069	142,779	129,569	113,656	113,656
3010 - FACILITIES REPLACEMENT FUND	0	6,274	0	6,274	250,000	250,000
7100 - SARA OBLIGATION RETIREMENT	1,478,836	1,517,635	1,393,936	1,517,635	1,522,823	1,522,823
7101 - SARA ECONOMIC DEVT	779,413	175,000	134,225	175,000	175,000	175,000
7104 - SARA 2006 TAB PROCEEDS	399,200	0	0	0	0	0
7109 - SARA 2014 DEBT SVC	346,828	1,002,023	209,945	1,002,023	998,610	998,610
7111 - SARA 2016 DEBT SVC	310,484	340,613	309,546	340,613	349,213	349,213
7199 - POOLED SARA CASH FUND	641,841	0	0	0	0	0
9000 - INTERNAL SERVICES FUND	-512	60,500	1,058,317	0	0	0
9900 - GOVERNMENT-WIDE FUND	14,571	0	0	0	0	0
Report Total:	**56,180,055**	**85,614,501**	**44,609,590**	**53,650,521**	**71,439,229**	**71,990,107**

Fiscal Year 2023/24

Interfund Transfer Summary

CITY of MOORPARK
INTERFUND TRANSFER SUMMARY
FY 2022/23 CURRENT YEAR ESTIMATE

	TRANSFERS IN					
	Community Development	Engineering PW	LMDs	Parks Maintenance	SARA Funds	TOTAL
TRANSFERS OUT	2200-49010	2205-49010	23XX-49010	2390-49010	71xx-49010	
General Fund						
1000-000-00000-59010						
1000-160-00000-59010	1,541,029					**$ 1,541,029**
1000-223-00000-59010		19,807				**$ 19,807**
1000-541-00000-59010				1,569,169		**$ 1,569,169**
1000-542-00000-59010			109,824			**$ 109,824**
Local Transportation Article 8C						
2414-430-00000-59010						
Gas Tax						
2415-312-00000-59010						
2415-542-00000-59010						
SARA Funds						
71xx-59010					1,517,635	**$ 1,517,635**
TOTAL	**$ 1,541,029**	**$ 19,807**	**$ 109,824**	**$ 1,569,169**	**$ 1,517,635**	**$ 4,757,463.78**

CITY of MOORPARK
INTERFUND TRANSFER SUMMARY
FY 2023/24 ADOPTED

	TRANSFERS IN					
	Community Development	Engineering PW	LMDs	Parks Maintenance	SARA Funds	TOTAL
TRANSFERS OUT	2200-49010	2205-49010	23XX-49010	2390-49010	71xx-49010	
General Fund						
1000-160-00000-59010	872,028					**$ 872,028**
1000-223-00000-59010		174,293				**$ 174,293**
1000-312-00000-59010						
1000-541-00000-59010				1,622,802		**$ 1,622,802**
1000-542-00000-59010			115,481			**$ 115,481**
Gas Tax						
2415-312-00000-59010						
2415-542-00000-59010			115,481			**$ 115,481**
SARA Funds						
71xx-59010					1,522,823	**$ 1,522,823**
TOTAL	**$ 872,028**	**$ 174,293**	**$ 230,962**	**$ 1,622,802**	**$ 1,522,823**	**$ 4,422,907**

City Council
(Department 111)

The City of Moorpark operates under a Council-Manager form of government with a Mayor serving a two-year term elected at-large, and four City Councilmembers serving a staggered four-year term elected by district.

The City Council sets the policy direction for City operations and programs, approves the annual budget, provides direction for the City's interaction with other governmental jurisdictions, and responds to the issues and concerns of the residents and the community. The City Council appoints the City Manager to implement and administer Council decisions and policy directives, and appoints the City Attorney to provide legal guidance. The City Council serves as the Successor Agency to the Redevelopment Agency of the City of Moorpark, and as the governing body of the Industrial Development Authority and the Public Finance Authority.

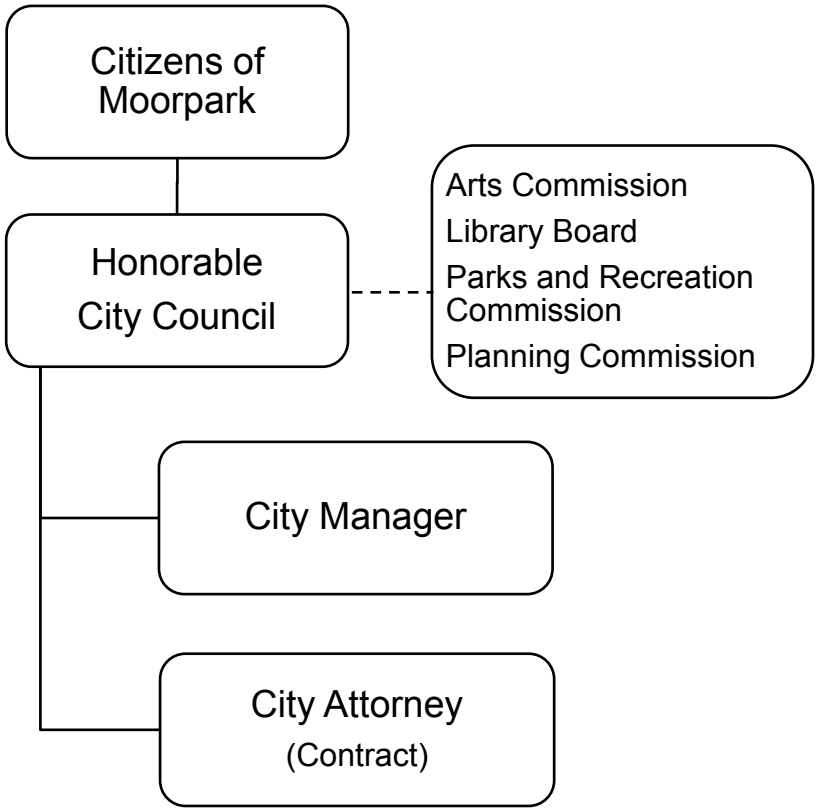

Expense and Staffing History
City Council

City Council	2022/23 Estimated	2023/24 Adopted
Personnel Costs	160,145	157,705
Operations and Maintenance	57,348	43,848
Capital Outlay	-	-
Debt Service	-	-
Other	-	-
Total Expenses	**$217,493**	**$201,553**

Department Staffing	2022/23	2023/24
Mayor	1.00	1.00
City Council Member	4.00	4.00
Total Budgeted Positions	**5.00**	**5.00**

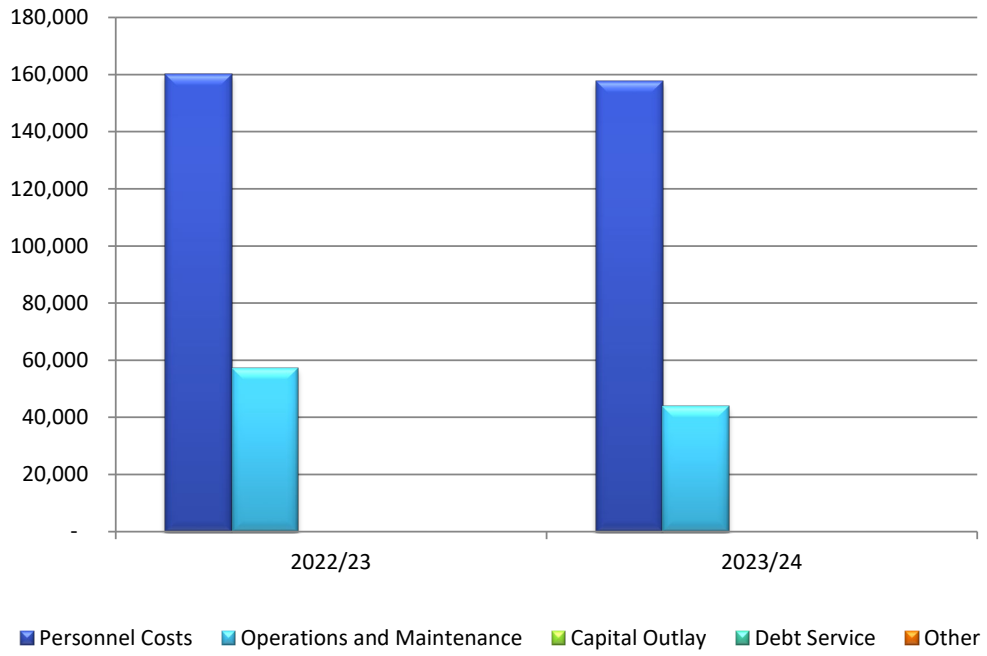

Budget Worksheet

Division: 111 - City Council		2021-2022 Actual	2022-2023 Budget	2022-2023 YTD Actual	Defined Budgets 2022-2023 CY Estimate	2023-2024 Recommended	2023-2024 Adopted-PRT
Division: 111 - City Council							
1000-111-00000-50030	CCOUNCIL - SALARIES (PT)	36,000	36,000	37,200	36,000	36,000	36,000
1000-111-00000-50200	CCOUNCIL - MEDICAL HLTH INSUR	101,681	106,590	113,343	106,590	106,700	106,700
1000-111-00000-50210	CCOUNCIL - DENTAL INSUR	8,099	7,535	7,495	7,535	7,456	7,456
1000-111-00000-50220	CCOUNCIL - VISION INSUR	1,327	1,528	1,491	1,528	1,454	1,454
1000-111-00000-50250	CCOUNCIL - WORKERS COMP INSUR	816	880	880	880	876	826
1000-111-00000-50270	CCOUNCIL - TERM LIFE INSUR	641	665	667	665	648	648
1000-111-00000-50300	CCOUNCIL - PERS CONTRIBUTIONS	5,870	6,425	5,399	6,425	4,099	4,099
1000-111-00000-50400	CCOUNCIL - MEDICARE	484	522	495	522	522	522
1000-111-00000-51000	CCOUNCIL - CONTRACTUAL SVC	6,748	6,748	6,668	6,748	6,748	6,748
BUDGET DETAIL							
BUDGET CODE	DESCRIPTION		UNITS	PRICE			AMOUNT
ADOPTED-PRT	VENTURA LOCAL AGENCY FORMATION COMMISSION (LAFCO)		0.00	0.00			6,748
1000-111-00000-51200	CCOUNCIL - PRINT & AD SVC	0	500	366	500	500	500
1000-111-00000-51550	CCOUNCIL - EMPL CONTINUE EDUC & DEVT	27,715	41,200	31,801	41,200	30,000	30,000
BUDGET DETAIL							
BUDGET CODE	DESCRIPTION		UNITS	PRICE			AMOUNT
ADOPTED-PRT	ANNUAL TRAINING		5.00	100.00			500
ADOPTED-PRT	CONFERENCES & MEETINGS		5.00	1,200.00			6,000
ADOPTED-PRT	LEGISLATIVE MEETING		5.00	400.00			2,000
ADOPTED-PRT	MEMBERSHIP - NATIONAL LEAGUE OF CITIES (NLC)		0.00	0.00			2,700
ADOPTED-PRT	MEMBERSHIP- LCC CHANNEL COUNTIES DIV		0.00	0.00			100
ADOPTED-PRT	MEMBERSHIP-LEAGUE OF CA CITIES (LCC)		0.00	0.00			12,500
ADOPTED-PRT	MEMBERSHIP-MISCELLANEOUS		0.00	0.00			500
ADOPTED-PRT	MEMBERSHIP-SO CA ASSOC. OF GOVT		0.00	0.00			3,000
ADOPTED-PRT	MEMBERSHIP-VTA COUNCIL OF GOVT		0.00	0.00			2,700
1000-111-00000-51560	CCOUNCIL - TRAVEL COSTS	0	1,000	0	0	400	400
BUDGET DETAIL							
BUDGET CODE	DESCRIPTION		UNITS	PRICE			AMOUNT
ADOPTED-PRT	MILEAGE REIMBURSE (INC APPOINTEES W/O HONORARIUMS)		2.00	200.00			400
1000-111-00000-52000	CCOUNCIL - GENERAL/PROGRAM SUPPLIES	198	2,000	1,567	2,000	2,000	2,000
BUDGET DETAIL							
BUDGET CODE	DESCRIPTION		UNITS	PRICE			AMOUNT
ADOPTED-PRT	CITY COUNCIL MEETING SUPPLIES		0.00	0.00			1,500

Budget Worksheet

Division: 111 - City Council		2021-2022 Actual	2022-2023 Budget	2022-2023 YTD Actual	Defined Budgets 2022-2023 CY Estimate	2023-2024 Recommended	2023-2024 Adopted-PRT
ADOPTED-PRT	FLOWERS, PLAQUES & PROCLAMATIONS		0.00	0.00			500
1000-111-00000-52030	CCOUNCIL - POSTAGE	0	100	0	100	100	100
1000-111-00000-52050	CCOUNCIL - TOOL&NON-CAPITAL EQUIP	33	489	0	0	0	0
1000-111-00000-52990	CCOUNCIL - PUBL& SUBSCRIPT	0	100	0	100	100	100
1000-111-00000-54040	CCOUNCIL - COMMUNICATION SVC	2,429	6,700	1,508	6,700	3,000	3,000
BUDGET DETAIL							
BUDGET CODE	DESCRIPTION		UNITS	PRICE			AMOUNT
ADOPTED-PRT	CELLPHONE EQUIPMENT		2.00	500.00			1,000
ADOPTED-PRT	CELLPHONE REIMBURSE-MONTHLY SVC ($70/MO)		5.00	400.00			2,000
1000-111-E0054-52000	CCOUNCIL COMM PROMO- GENERAL/PROGRAM SUPPL	0	511	0	0	1,000	1,000
BUDGET DETAIL							
BUDGET CODE	DESCRIPTION		UNITS	PRICE			AMOUNT
ADOPTED-PRT	MISC SPECIAL ACTIVITIES		0.00	0.00			1,000
1000-111-E0063-51040	DISTRICT BASED ELECTION - LEGAL SVC	0	0	0	0	0	0
	Division: 111 - City Council Total:	**192,042**	**219,493**	**208,884**	**217,493**	**201,603**	**201,553**

City Manager's Office
(Department 120/130)

The City Manager is appointed by the City Council to implement and administer the City Council's decisions and policy directives. The City Manager has significant responsibility for the operation of the City, assists the City Council on policy matters, establishes procedures for policy/program implementation, maintains the delivery of established services within the community, hires and assigns employees, regulates and allocates the use of resources, and implements federal and state mandates as appropriate.

The City Manager's Office includes Public Information and Legislative Affairs, and City Clerk.

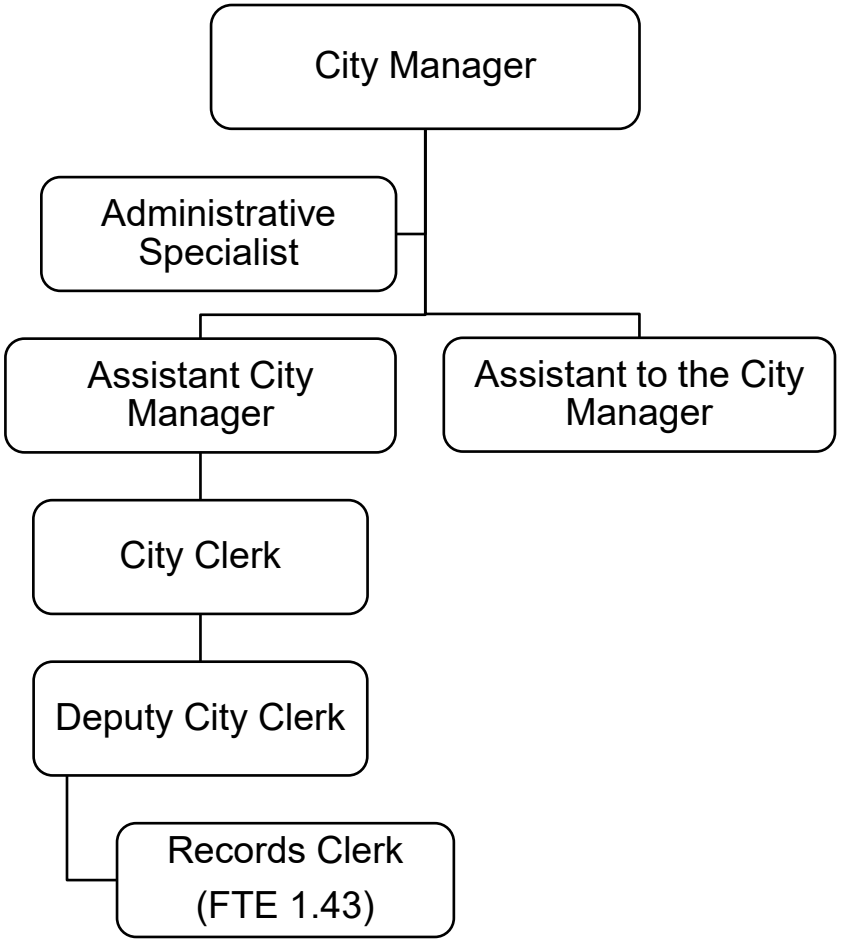

Expense and Staffing History
City Manager

City Manager	2022/23 Estimated	2023/24 Adopted
Personnel Costs	1,251,157	1,334,743
Operations and Maintenance	323,069	331,037
Capital Outlay	399,745	849,943
Debt Service	-	-
Other	-	-
Total Expenses	**$1,973,971**	**$2,515,723**

Department Staffing	2022/23	2023/24
City Manager	1.00	1.00
Assistant City Manager	1.00	1.00
Assistant to the City Manager	1.00	1.00
Administrative Specialist	1.00	1.00
City Clerk	1.00	1.00
Deputy City Clerk I/II	1.00	1.00
Records Clerk	1.40	0.96
Total Budgeted Positions	**7.40**	**6.96**

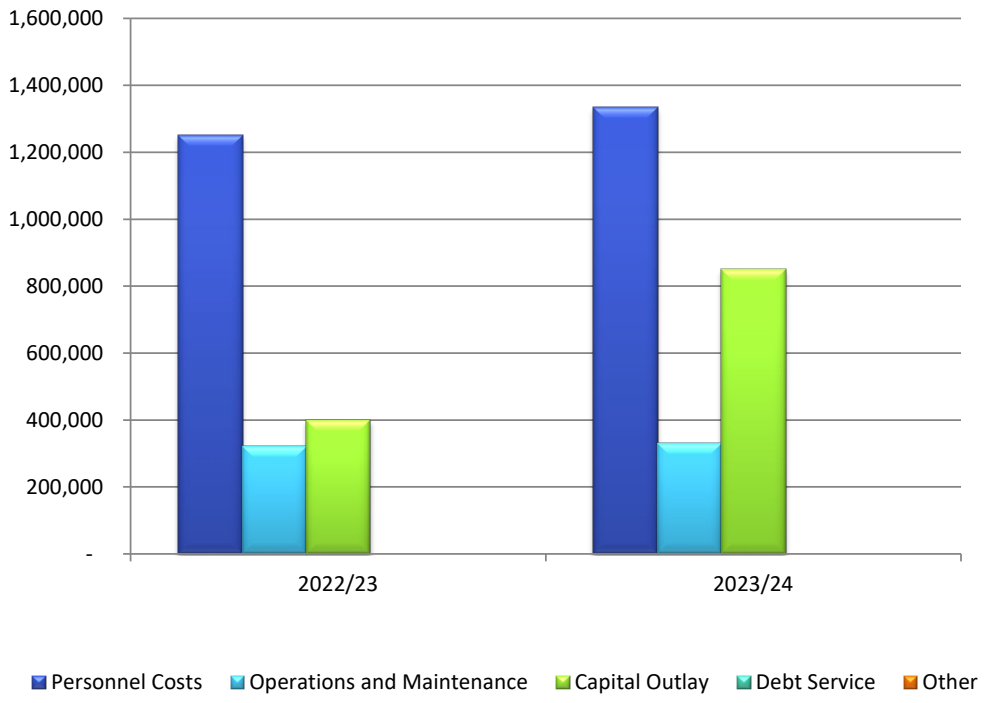

Budget Worksheet

Division: 120 - City Manager		2021-2022 Actual	2022-2023 Budget	2022-2023 YTD Actual	Defined Budgets 2022-2023 CY Estimate	2023-2024 Recommended	2023-2024 Adopted-PRT
Division: 120 - City Manager							
1000-120-00000-50020	CMGR - SALARIES (FT)	333,628	371,365	337,281	371,365	413,269	425,693
1000-120-00000-50030	CMGR - SALARIES (PT)	676	4,251	0	4,251	9,990	9,990
1000-120-00000-50200	CMGR - MEDICAL HLTH INSUR	51,060	54,075	57,289	54,075	72,930	72,930
1000-120-00000-50210	CMGR - DENTAL INSUR	3,216	2,994	3,117	2,994	3,833	3,833
1000-120-00000-50220	CMGR - VISION INSUR	524	625	630	625	755	755
1000-120-00000-50230	CMGR - ST/LT DISABILITY INSUR	912	2,005	1,893	2,005	2,232	2,298
1000-120-00000-50240	CMGR - EMPLOYEE ASST PROGR	43	0	0	0	0	0
1000-120-00000-50250	CMGR - WORKERS COMP INSUR	7,869	9,184	9,184	9,184	11,024	10,006
1000-120-00000-50270	CMGR - TERM LIFE INSUR	702	736	728	736	863	863
1000-120-00000-50300	CMGR - PERS CONTRIBUTIONS	55,838	69,600	65,164	69,600	65,826	67,083
1000-120-00000-50310	CMGR - PT RETIREMENT CONTRIB	25	159	0	159	375	375
1000-120-00000-50320	CMGR - FT DEFER COMP	10,817	12,824	11,184	12,824	13,496	13,779
1000-120-00000-50400	CMGR - MEDICARE	5,011	5,763	5,065	5,763	6,506	6,689
1000-120-00000-50500	CMGR - AUTO ALLOWANCE	6,905	6,879	6,905	6,879	8,181	8,181
1000-120-00000-50510	CMGR - CELLULAR PHONES/ALLOW	936	933	936	933	933	933
1000-120-00000-51000	CMGR - CONTRACTUAL SVC	11,601	15,000	29,132	15,000	15,000	15,000
BUDGET DETAIL							
BUDGET CODE	DESCRIPTION		UNITS	PRICE			AMOUNT
ADOPTED-PRT	CPUC HEARINGS		0.00	0.00			15,000
1000-120-00000-51200	CMGR - PRINT & AD SVC	85	300	0	300	300	300
BUDGET DETAIL							
BUDGET CODE	DESCRIPTION		UNITS	PRICE			AMOUNT
ADOPTED-PRT	ADVERTISING SVC		0.00	0.00			150
ADOPTED-PRT	PRINTING SVC		0.00	0.00			150
1000-120-00000-51550	CMGR - EMPL CONTINUE EDUC & DEVT	26,285	18,415	19,391	18,415	12,925	12,925
BUDGET DETAIL							
BUDGET CODE	DESCRIPTION		UNITS	PRICE			AMOUNT
ADOPTED-PRT	ANNUAL CONFERENCE-CALED - ACM		0.00	0.00			1,200
ADOPTED-PRT	ANNUAL CONFERENCE-LCC - CM & ACM		0.00	0.00			3,600
ADOPTED-PRT	ANNUAL CONFERENCE-LCC CITY MANAGERS - CM & ACM		0.00	0.00			2,500
ADOPTED-PRT	ANNUAL CONFERENCE-MMASC - ACM		0.00	0.00			800
ADOPTED-PRT	ANNUAL TRAINING		0.00	0.00			200

Budget Worksheet

Division: 120 - City Manager		2021-2022 Actual	2022-2023 Budget	2022-2023 YTD Actual	Defined Budgets 2022-2023 CY Estimate	2023-2024 Recommended	2023-2024 Adopted-PRT
ADOPTED-PRT	LOCAL MEETING MEALS		0.00	0.00			250
ADOPTED-PRT	MEMBERSHIP-CALIFORNIA CITY MANAGERS FOUNDATION		2.00	660.00			1,320
ADOPTED-PRT	MEMBERSHIP-CAPIO - ATCM		1.00	275.00			275
ADOPTED-PRT	MEMBERSHIP-INTERNATL CITY MGT ASSOCIATION		2.00	1,200.00			2,400
ADOPTED-PRT	MEMBERSHIP-MMASC - CM & ACM & ATCM		2.00	90.00			180
ADOPTED-PRT	MEMBERSHIP-VTA CNTY MANAGER'S ASSOC		0.00	0.00			200
1000-120-00000-51560	CMGR - TRAVEL COSTS	847	0	427	0	0	0
1000-120-00000-52020	CMGR - OFFICE SUPPLIES	882	500	499	500	500	500
1000-120-00000-52030	CMGR - POSTAGE	96	500	189	500	500	500
1000-120-00000-52050	CMGR - TOOL&NON-CAPITAL EQUIP	10	500	488	500	500	500
BUDGET DETAIL							
BUDGET CODE	DESCRIPTION		UNITS	PRICE			AMOUNT
ADOPTED-PRT	MISCELLANEOUS COMPUTER SUPPLIES		0.00	0.00			500
1000-120-00000-52990	CMGR - PUBL& SUBSCRIPT	69	100	69	100	100	100
BUDGET DETAIL							
BUDGET CODE	DESCRIPTION		UNITS	PRICE			AMOUNT
ADOPTED-PRT	NEWSPAPER SUBSCRIPTIONS		0.00	0.00			100
1000-120-00000-54040	CMGR - COMMUNICATION SVC	277	625	302	625	625	625
BUDGET DETAIL							
BUDGET CODE	DESCRIPTION		UNITS	PRICE			AMOUNT
ADOPTED-PRT	CELL PHONE REIMB - CM		0.00	0.00			325
ADOPTED-PRT	PHONE CHARGES		0.00	0.00			300
1000-120-00000-56000	CMGR - OVERHEAD ALLOCATE	36,358	26,429	0	26,327	41,282	41,282
BUDGET DETAIL							
BUDGET CODE	DESCRIPTION		UNITS	PRICE			AMOUNT
ADOPTED-PRT	OH ALLOCATION - CENTRAL SVC		0.00	0.00			27,001
ADOPTED-PRT	OH ALLOCATION - INFO SYS		0.00	0.00			14,281
3001-120-C0012-51040	CIVIC CTR - LEGAL SVC	1,736	0	0	0	0	0
3001-120-C0012-59010	CIVIC CTR - TFER TO OTH FUNDS	13,361	0	0	0	0	0
3001-120-C0070-51200	CITY HALL AT 323 SCIENCE DRIVE - PRINT & AD SVC	0	1,030	1,000	1,030	1,030	1,030
	Division: 120 - City Manager Total:	**569,770**	**604,792**	**550,883**	**604,690**	**682,975**	**696,170**

Fiscal Year 2023/24

Public Information and Legislative Affairs

Division: 131

The Public Information Division and Legislative Affairs is responsible for public communications and social media, legislative affairs, and intergovernmental relations. This Division also manages the City's website and MPTV television channel and prepares the City's quarterly newsletters and solid waste bill inserts. The Assistant to the City Manager serves as the City's Public Information Officer.

Budget Worksheet

Division: 131 - Pub Info/Leg Affairs		2021-2022 Actual	2022-2023 Budget	2022-2023 YTD Actual	Defined Budgets 2022-2023 CY Estimate	2023-2024 Recommended	2023-2024 Adopted-PRT
Division: 131 - Pub Info/Leg Affairs							
1000-131-00000-50020	PILA - SALARIES (FT)	144,870	153,043	148,758	153,043	156,037	166,960
1000-131-00000-50030	PILA - SALARIES (PT)	676	4,251	0	4,251	0	0
1000-131-00000-50040	PILA - OVERTIME	0	200	80	200	200	200
1000-131-00000-50200	PILA - MEDICAL HLTH INSUR	26,007	24,626	27,948	24,626	29,795	29,795
1000-131-00000-50210	PILA - DENTAL INSUR	1,661	1,544	1,657	1,544	1,731	1,731
1000-131-00000-50220	PILA - VISION INSUR	275	328	337	328	346	346
1000-131-00000-50230	PILA - ST/LT DISABILITY INSUR	477	826	988	826	843	902
1000-131-00000-50240	PILA - EMPLOYEE ASST PROGR	28	0	0	0	0	0
1000-131-00000-50250	PILA - WORKERS COMP INSUR	3,213	3,845	3,845	3,845	3,796	3,835
1000-131-00000-50270	PILA - TERM LIFE INSUR	218	236	226	236	254	254
1000-131-00000-50300	PILA - PERS CONTRIBUTIONS	18,730	21,097	21,124	21,097	20,763	22,209
1000-131-00000-50310	PILA - PT RETIREMENT CONTRIB	25	159	0	159	0	0
1000-131-00000-50320	PILA - FT DEFER COMP	2,950	3,285	3,093	3,285	3,377	3,614
1000-131-00000-50400	PILA - MEDICARE	2,193	2,412	2,241	2,412	2,398	2,559
1000-131-00000-50500	PILA - AUTO ALLOWANCE	1,651	1,644	1,650	1,644	1,830	1,830
1000-131-00000-50510	PILA - CELLULAR PHONES/ALLOW	271	270	271	270	270	270
1000-131-00000-51000	PILA - CONTRACTUAL SVC	26,780	86,000	46,155	52,200	38,200	38,200
BUDGET DETAIL							
BUDGET CODE	DESCRIPTION		UNITS	PRICE			AMOUNT
ADOPTED-PRT	DIGITAL OUTREACH		0.00	0.00			6,200
ADOPTED-PRT	TRANSLATION SERVICES		0.00	0.00			2,000
ADOPTED-PRT	VIDEO PRODUCTION - BROADCAST SERVICES		0.00	0.00			23,000
ADOPTED-PRT	VIDEO PRODUCTION - SPECIAL PROGRAMMING		0.00	0.00			7,000
1000-131-00000-51040	PILA - LEGAL SVC	0	1,000	0	0	1,000	1,000
BUDGET DETAIL							
BUDGET CODE	DESCRIPTION		UNITS	PRICE			AMOUNT
ADOPTED-PRT	NON-RETAINER CITY ATTORNEY COSTS		0.00	0.00			1,000
1000-131-00000-51200	PILA - PRINT & AD SVC	9,803	15,400	13,317	15,400	17,000	17,000
BUDGET DETAIL							
BUDGET CODE	DESCRIPTION		UNITS	PRICE			AMOUNT
ADOPTED-PRT	CITY ADVERTISING AND PROMOTIONS		0.00	0.00			5,000

Budget Worksheet

Division: 131 - Pub Info/Leg Affairs		2021-2022 Actual	2022-2023 Budget	2022-2023 YTD Actual	Defined Budgets 2022-2023 CY Estimate	2023-2024 Recommended	2023-2024 Adopted-PRT
ADOPTED-PRT	CITY NEWSLETTER PRINTING COSTS		0.00	0.00			12,000
1000-131-00000-51550	PILA - EMPL CONTINUE EDUC & DEVT	2,019	2,000	892	2,000	2,800	2,800
BUDGET DETAIL							
BUDGET CODE	DESCRIPTION		UNITS	PRICE			AMOUNT
ADOPTED-PRT	ADMINISTRATIVE STAFF TRAINING		0.00	0.00			200
ADOPTED-PRT	LEGISLATIVE MEETINGS		0.00	0.00			1,300
ADOPTED-PRT	MISC PIO TRAINING		0.00	0.00			200
ADOPTED-PRT	SCAN-NATOA - ATCM		0.00	0.00			100
ADOPTED-PRT	TRAVEL, LODGING & PER DIEM - MEETINGS & CONFERENCE		0.00	0.00			1,000
1000-131-00000-51560	PILA - TRAVEL COSTS	0	100	987	987	100	100
1000-131-00000-52020	PILA - OFFICE SUPPLIES	0	200	8	200	200	200
1000-131-00000-52030	PILA - POSTAGE	2,448	3,000	2,250	2,700	3,000	3,000
BUDGET DETAIL							
BUDGET CODE	DESCRIPTION		UNITS	PRICE			AMOUNT
ADOPTED-PRT	CITY NEWSLETTER POSTAGE		0.00	0.00			3,000
1000-131-00000-52050	PILA - TOOL&NON-CAPITAL EQUIP	36	200	36	200	200	200
1000-131-00000-54040	PILA - COMMUNICATION SVC	586	700	660	600	900	900
BUDGET DETAIL							
BUDGET CODE	DESCRIPTION		UNITS	PRICE			AMOUNT
ADOPTED-PRT	CELL PHONE REIMB - ACM+ATCM		0.00	0.00			900
1000-131-E0054-52000	PILA - GENERAL/PROGRAM SUPPL	1,671	10,700	6,443	10,700	2,700	2,700
BUDGET DETAIL							
BUDGET CODE	DESCRIPTION		UNITS	PRICE			AMOUNT
ADOPTED-PRT	MISC COMMUNITY PROMOTION		0.00	0.00			700
ADOPTED-PRT	MOORPARK COUNTRY DAYS		0.00	0.00			300
ADOPTED-PRT	STOCK PHOTOGRAPHY		0.00	0.00			1,400
ADOPTED-PRT	VIDEO PRODUCTION - SUPPLIES		0.00	0.00			300
	Division: 131 - Pub Info/Leg Affairs Total:	**246,588**	**337,066**	**282,974**	**302,753**	**287,740**	**300,605**

City Clerk
Division: 132

The City Clerk's Division is responsible for preparation of the City Council and Successor Agency to the Moorpark Redevelopment Agency meeting agenda packets; recording the official minutes for City and Agency meetings; maintaining the central files of the City, including the electronic imaging system; maintaining official minute, ordinance and resolution books; and coordinating the City's response to public records requests. Additionally, the City Clerk's Division is responsible for municipal elections, providing information and assistance to mayoral and councilmember candidates, maintaining records in compliance with the Political Reform Act, and monitoring the City's overall compliance with the Brown Act.

The City Clerk functions as the City's Records Manager, Risk Manager, Filing Officer for campaign reports and statements of economic interest for designated officials and employees, and Election Official. The City Clerk also ensures that the City complies with State law governing the posting and publishing of legal notices; attests to City agreements and contracts; receives, records, and administers all claims and lawsuits against the City; assists with loss control program coordination; accepts subpoenas; coordinates the reduction and exoneration of developer performance and payment sureties; conducts recruitments for City Council appointees including commissions and boards; and coordinates City Council standing committee meeting scheduling.

Budget Worksheet

Division: 132 - City Clerk		2021-2022 Actual	2022-2023 Budget	2022-2023 YTD Actual	Defined Budgets 2022-2023 CY Estimate	2023-2024 Recommended	2023-2024 Adopted-PRT
Division: 132 - City Clerk							
1000-132-00000-50020	CCLERK - SALARIES (FT)	264,040	284,678	275,257	284,678	283,917	303,792
1000-132-00000-50030	CCLERK - SALARIES (PT)	39,851	70,247	41,096	70,247	32,476	32,476
1000-132-00000-50040	CCLERK - OVERTIME	245	500	15	500	500	500
1000-132-00000-50100	CCLERK - BILINGUAL PAY	1,044	1,040	1,044	1,040	1,040	1,040
1000-132-00000-50110	CCLERK - LONGEVITY PAY	1,718	1,608	1,814	1,608	2,010	2,150
1000-132-00000-50200	CCLERK - MEDICAL HLTH INSUR	45,448	48,140	48,498	48,140	53,503	53,503
1000-132-00000-50210	CCLERK - DENTAL INSUR	3,541	3,294	3,406	3,294	3,587	3,587
1000-132-00000-50220	CCLERK - VISION INSUR	583	667	668	667	685	685
1000-132-00000-50230	CCLERK - ST/LT DISABILITY INSUR	968	1,537	2,007	1,537	1,533	1,641
1000-132-00000-50240	CCLERK - EMPLOYEE ASST PROGR	52	0	0	0	0	0
1000-132-00000-50250	CCLERK - WORKERS COMP INSUR	7,479	8,677	8,677	8,677	7,696	7,722
1000-132-00000-50260	CCLERK - UNEMPLOYMENT INSUR	0	0	0	0	0	0
1000-132-00000-50270	CCLERK - TERM LIFE INSUR	399	416	413	416	434	434
1000-132-00000-50300	CCLERK - PERS CONTRIBUTIONS	48,165	56,232	56,812	56,232	51,781	55,376
1000-132-00000-50310	CCLERK - PT RETIREMENT CONTRIB	1,156	2,634	1,282	2,634	1,218	1,218
1000-132-00000-50320	CCLERK - FT DEFER COMP	5,358	5,949	5,700	5,949	5,976	6,394
1000-132-00000-50400	CCLERK - MEDICARE	4,567	5,401	4,829	5,401	4,852	5,148
1000-132-00000-50500	CCLERK - AUTO ALLOWANCE	928	924	927	924	1,110	1,110
1000-132-00000-50510	CCLERK - CELLULAR PHONES/ALLOW	54	54	54	54	54	54
1000-132-00000-51000	CCLERK - CONTRACTUAL SVC	39,233	41,500	20,242	36,500	63,000	63,000

BUDGET DETAIL

BUDGET CODE	DESCRIPTION	UNITS	PRICE	AMOUNT
ADOPTED-PRT	FORM 700 SOFTWARE	0.00	0.00	3,000
ADOPTED-PRT	INTERNET MUNICIPAL CODE HOSTING & NEW CODE ALERT	0.00	0.00	1,000
ADOPTED-PRT	MUNICIPAL CODE UPDATES	0.00	0.00	4,000
ADOPTED-PRT	MUNIMETRIX-CLERKS INDEX	0.00	0.00	500
ADOPTED-PRT	OFFSITE STORAGE - IN COUNTY PAPER RECORDS	0.00	0.00	2,000
ADOPTED-PRT	OFFSITE STORAGE - OUT OF STATE ELECTRONIC RECORDS	0.00	0.00	3,000
ADOPTED-PRT	OFFSITE STORAGE ATTORNEY PAPER RECORDS	0.00	0.00	2,500
ADOPTED-PRT	RECORDS RETENTION - RELATED TO RELOCATION	0.00	0.00	20,000
ADOPTED-PRT	RECORDS SCANNING	0.00	0.00	25,000
ADOPTED-PRT	RECORDS SHREDDING SERVICES	0.00	0.00	2,000

Budget Worksheet

Division: 132 - City Clerk		2021-2022 Actual	2022-2023 Budget	2022-2023 YTD Actual	Defined Budgets 2022-2023 CY Estimate	2023-2024 Recommended	2023-2024 Adopted-PRT
1000-132-00000-51040	CCLERK - LEGAL SVC	6,015	15,000	8,421	15,000	25,000	25,000
BUDGET DETAIL							
BUDGET CODE	DESCRIPTION		UNITS	PRICE			AMOUNT
ADOPTED-PRT	LEGAL SERVICES - MUNICIPAL CODE (UPDATES)		0.00	0.00			10,000
ADOPTED-PRT	LEGAL SERVICES - NON RETAINER		0.00	0.00			10,000
ADOPTED-PRT	LEGAL SERVICES - RETENTION SCHEDULE (REVIEWS)		0.00	0.00			5,000
1000-132-00000-51200	CCLERK - PRINT & AD SVC	7,291	500	0	1,500	1,500	1,500
BUDGET DETAIL							
BUDGET CODE	DESCRIPTION		UNITS	PRICE			AMOUNT
ADOPTED-PRT	MISC ADVERTISING (VC STAR)		0.00	0.00			1,000
ADOPTED-PRT	MISC PRINTING		0.00	0.00			500
1000-132-00000-51550	CCLERK - EMPL CONTINUE EDUC & DEVT	349	3,015	3,097	6,515	6,640	6,640
BUDGET NOTES							
BUDGET CODE	SUBJECT	DESCRIPTION					
ADOPTED-PRT	DUE IN FY22/23	BIANNUAL ETHICS TRAINING (ODD NUMBERED YEAR)					
BUDGET DETAIL							
BUDGET CODE	DESCRIPTION		UNITS	PRICE			AMOUNT
ADOPTED-PRT	CCAC ANNUAL CONFERENCE		1.00	500.00			500
ADOPTED-PRT	CCAC MEETINGS		4.00	35.00			140
ADOPTED-PRT	LASERFICHE EMPOWER ANNUAL CONFERENCE		1.00	1,200.00			1,200
ADOPTED-PRT	LOCC ANNUAL CONFERENCE		1.00	550.00			550
ADOPTED-PRT	LOCC ANNUAL NEW LAW AND ELECTIONS CONFERENCE		1.00	500.00			500
ADOPTED-PRT	MEMBERSHIP - CA CITY CLERKS ASSOC (PRIMARY)		2.00	200.00			400
ADOPTED-PRT	MEMBERSHIP - IIMC (FULL MEMBER)		2.00	225.00			450
ADOPTED-PRT	STAFF ANNUAL TRAINING		2.00	200.00			400
ADOPTED-PRT	TRAVEL, LODGING & PER DIEM MEETINGS/CONFERENCES		4.00	625.00			2,500
1000-132-00000-51560	CCLERK - TRAVEL COSTS	0	125	22	125	125	125
BUDGET DETAIL							
BUDGET CODE	DESCRIPTION		UNITS	PRICE			AMOUNT
ADOPTED-PRT	INCIDENTAL TRIP MILEAGE		0.00	0.00			125
1000-132-00000-52020	CCLERK - OFFICE SUPPLIES	2,437	6,125	3,962	6,125	6,650	6,650
BUDGET DETAIL							
BUDGET CODE	DESCRIPTION		UNITS	PRICE			AMOUNT
ADOPTED-PRT	ACID-FREE PAPER		0.00	0.00			2,500
ADOPTED-PRT	EXPANDABLE POST BINDERS (FOR RESOLUTIONS)		0.00	0.00			2,800

Budget Worksheet

Division: 132 - City Clerk		2021-2022 Actual	2022-2023 Budget	2022-2023 YTD Actual	Defined Budgets 2022-2023 CY Estimate	2023-2024 Recommended	2023-2024 Adopted-PRT
ADOPTED-PRT	MISC OFFICE SUPPLIES		0.00	0.00			1,000
ADOPTED-PRT	PROCLAMATION & CERTIFICATE PAPER AND COVERS		0.00	0.00			350
1000-132-00000-52030	CCLERK - POSTAGE	57	500	249	500	500	500
1000-132-00000-52990	CCLERK - PUBL& SUBSCRIPT	0	535	0	535	600	600
BUDGET DETAIL							
BUDGET CODE	DESCRIPTION		UNITS	PRICE			AMOUNT
ADOPTED-PRT	CALIFORNIA ELECTIONS CODE BOOK		1.00	100.00			100
ADOPTED-PRT	CEB MUNICIPAL LAW HANDBOOK		1.00	500.00			500
1000-132-00000-56000	CCLERK - OVERHEAD ALLOCATE	104,640	80,202	0	79,885	88,060	88,060
BUDGET DETAIL							
BUDGET CODE	DESCRIPTION		UNITS	PRICE			AMOUNT
ADOPTED-PRT	OH ALLOCATION - CENTRAL SVC		0.00	0.00			57,597
ADOPTED-PRT	OH ALLOCATION - INFO SYS		0.00	0.00			30,463
1000-132-E0042-52000	ELECTIONS- GENERAL/PROGRAM SUPPL	0	28,000	23,594	28,000	0	0
1000-132-E0054-52000	CCLK-COMM PROMO - GEN/PROG SUPPLIES	0	100	0	100	100	100
BUDGET DETAIL							
BUDGET CODE	DESCRIPTION		UNITS	PRICE			AMOUNT
ADOPTED-PRT	MISCELLANEOUS		0.00	0.00			100
	Division: 132 - City Clerk Total:	**585,616**	**667,600**	**512,099**	**666,783**	**644,547**	**669,005**
	Report Total:	**1,594,017**	**1,828,951**	**1,554,842**	**1,791,719**	**1,816,865**	**1,867,333**


MOORPARK CALIFORNIA
INCORPORATED JULY 1 1983

City Attorney
Division: 140

The City Attorney represents the City of Moorpark in all legal affairs, provides legal advice and assistance to the City Council and staff and engages in litigation as needed. Legal services are provided under contract with a private law firm.

Expense History
City Attorney

City Attorney	2022/23 Estimated	2023/24 Adopted
Personnel Costs	-	-
Operations and Maintenance	105,969	100,000
Capital Outlay	-	-
Debt Service	-	-
Other		
Total Expenses	**$105,969**	**$100,000**

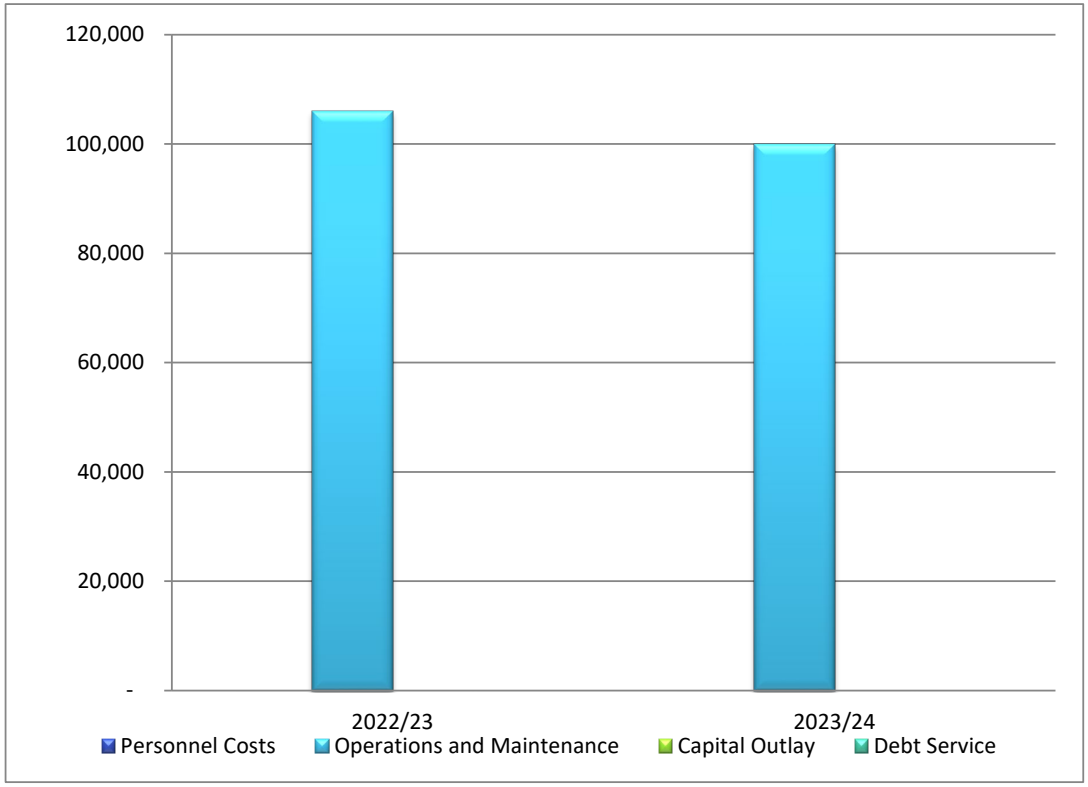

Budget Worksheet

Division: 140 - City Attorney		2021-2022 Actual	2022-2023 Budget	2022-2023 YTD Actual	Defined Budgets 2022-2023 CY Estimate	2023-2024 Recommended	2023-2024 Adopted-PRT
Division: 140 - City Attorney							
1000-140-00000-51040	CTYATTY - LEGAL SVC	322,285	200,000	293,520	105,969	100,000	100,000
BUDGET DETAIL							
BUDGET CODE	DESCRIPTION		UNITS	PRICE			AMOUNT
ADOPTED-PRT	LEGAL SVC - LITIGATION		0.00	0.00			10,000
ADOPTED-PRT	LEGAL SVC - NON RETAINER		0.00	0.00			27,100
ADOPTED-PRT	LEGAL SVC - RETAINER		17.00	3,700.00			62,900
	Division: 140 - City Attorney Total:	**322,285**	**200,000**	**293,520**	**105,969**	**100,000**	**100,000**


MOORPARK CALIFORNIA
INCORPORATED JULY 1 1983

Public Safety
Division: 211

The City Manager administers the City's contract with the Ventura County Sheriff's Office for law enforcement services, including patrol, traffic, investigative, and crime prevention services. The Police Department, through the efforts of the Sheriff's Office, is responsible for law enforcement services within the City and strives to maintain a safe community by diligently investigating criminal acts, apprehending violators of the law, and fostering positive community partnerships. The Police Department follows the Community Oriented Policing philosophy, which promotes relationships between law enforcement, community members and groups to assist in identifying community concerns and avenues for addressing them. This type of policing model seeks to also be proactive by aggressively targeting quality of life offenses, thereby decreasing the fear of crime in neighborhoods. Additionally, the Police Department coordinates the Volunteers in Policing program that allows community members to get involved and give back to their community.

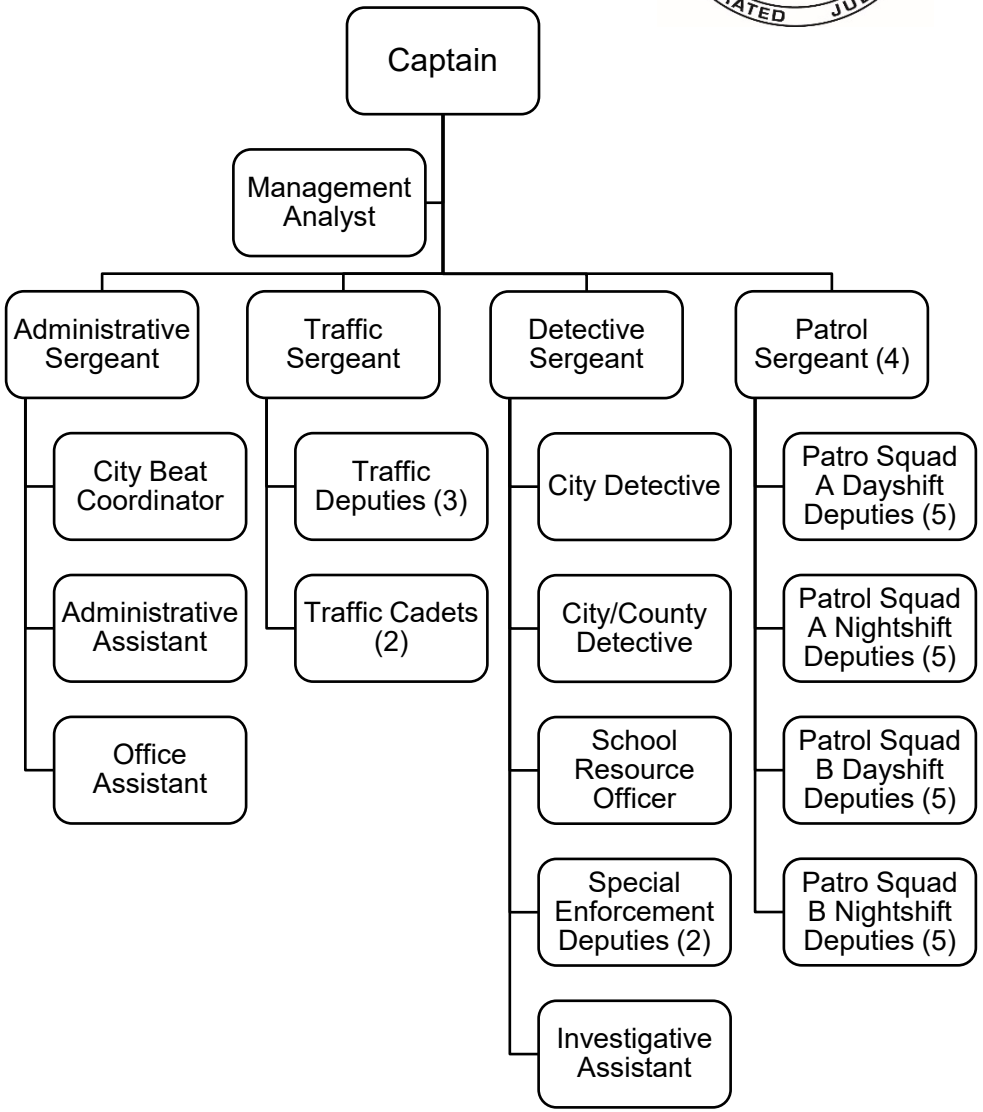

Budget Worksheet

Division: 211 - Police Services		2021-2022 Actual	2022-2023 Budget	2022-2023 YTD Actual	Defined Budgets 2022-2023 CY Estimate	2023-2024 Recommended	2023-2024 Adopted-PRT
Division: 211 - Police Services							
1000-211-00000-50250	POLICE - WORKERS COMP INSUR	982	1,064	1,057	1,064	426	402
1000-211-00000-51000	POLICE - CONTRACTUAL SVC	22,097	23,934	18,223	23,934	25,101	25,101
BUDGET DETAIL							
BUDGET CODE	DESCRIPTION		UNITS	PRICE			AMOUNT
ADOPTED-PRT	CABLE TV SERVICE (10 OUTLETS @ $20 PER MONTH)		10.00	60.00			600
ADOPTED-PRT	CRISIS INTERVENTION TEAM PROGRAM (CIT PROGRAM)		1.00	4,912.00			4,912
ADOPTED-PRT	VC HIGH TECH TASK FORCE		1.00	19,589.00			19,589
1000-211-00000-51010	POLICE - POLICE SVC	6,987,529	7,408,043	7,310,949	7,408,043	7,856,618	7,856,618
BUDGET DETAIL							
BUDGET CODE	DESCRIPTION		UNITS	PRICE			AMOUNT
ADOPTED-PRT	1 - 40 HR TRAFFIC MOTORCYCLE		1.00	306,383.00			306,383
ADOPTED-PRT	1 - CAPTAIN (50%)		0.50	433,698.00			216,849
ADOPTED-PRT	1 - DEPUTY SCHOOL RESOURCE OFFICER (50% MUSD)		1.00	265,693.00			265,693
ADOPTED-PRT	1 - DETECTIVE SERGEANT (75%)		0.75	351,849.33			263,887
ADOPTED-PRT	1 - MANAGEMENT ASSISTANT (50%)		0.50	138,314.00			69,157
ADOPTED-PRT	1 - OFFICE ADMINISTRATIVE ASSISTANT I		1.00	150,577.00			150,577
ADOPTED-PRT	1 - SERGEANT 40-HR,5-DAY W/O RELIEF MOTORCYCLE		1.00	338,274.00			338,274
ADOPTED-PRT	1 - SHERIFF'S SERVICE TECHNICIAN		1.00	160,826.00			160,826
ADOPTED-PRT	1 - SR DEPUTY - COMMUNITY RESOURCE OFFICER/BEAT CO		1.00	307,848.00			307,848
ADOPTED-PRT	1.5 - SENIOR DEPUTY DETECTIVE		1.50	315,527.33			473,291
ADOPTED-PRT	2 - 20 HR PER WEEK CADETS + 320 HOURS		2.00	51,686.50			103,373
ADOPTED-PRT	2 - 24 HR PATROL CARS (336 HRS PER WEEK)		2.00	1,388,040.00			2,776,080
ADOPTED-PRT	2 - 40 HR TRAFFIC UNIT		2.00	302,476.50			604,953
ADOPTED-PRT	2 - 84 HR PATROL CARS (168 HRS PER WEEK)		2.00	694,020.50			1,388,041
ADOPTED-PRT	2 -SPECIAL ENFORCEMENT UNIT (SEE FUND 2409)		2.00	215,693.00			431,386
1000-211-00000-51020	POLICE - POLICE - OVERTIME	100,437	140,000	126,325	140,000	146,000	146,000
BUDGET DETAIL							
BUDGET CODE	DESCRIPTION		UNITS	PRICE			AMOUNT
ADOPTED-PRT	COMMERCIAL ENFORCEMENT - TIERRA REJADA		1.00	21,000.00			21,000
ADOPTED-PRT	OVERTIME, HOLIDAY, COURT & COMMERCIAL TRAFFIC		1.00	125,000.00			125,000
1000-211-00000-51030	POLICE - POLICE - SPEC EVENT	15,450	1,500	0	1,500	1,575	1,575
BUDGET DETAIL							
BUDGET CODE	DESCRIPTION		UNITS	PRICE			AMOUNT
ADOPTED-PRT	GROUNDHOG RUN		1.00	1,575.00			1,575

Budget Worksheet

Division: 211 - Police Services		2021-2022 Actual	2022-2023 Budget	2022-2023 YTD Actual	Defined Budgets 2022-2023 CY Estimate	2023-2024 Recommended	2023-2024 Adopted-PRT
1000-211-00000-51040	POLICE - LEGAL SVC	4,180	6,500	5,999	6,500	6,500	6,500
BUDGET DETAIL							
BUDGET CODE	DESCRIPTION		UNITS	PRICE			AMOUNT
ADOPTED-PRT	CA OFFICE OF ADM HEARINGS & LEGAL SVC NON-RETAINER		0.00	0.00			1,500
ADOPTED-PRT	SEARCH WARRANT RETURNS (ELECTRONIC INVESTIGATION R		0.00	0.00			5,000
1000-211-00000-51200	POLICE - PRINT & AD SVC	2,643	1,500	504	1,500	1,500	1,500
BUDGET DETAIL							
BUDGET CODE	DESCRIPTION		UNITS	PRICE			AMOUNT
ADOPTED-PRT	PRINTING - CRIME PREVENTION FLYERS		0.00	0.00			500
ADOPTED-PRT	PRINTING - PARKING CITATIONS - NOTICE TO APPEAR		0.00	0.00			1,000
1000-211-00000-51210	POLICE - EQUIP MAINT SVC	840	2,000	966	2,000	2,000	2,000
BUDGET DETAIL							
BUDGET CODE	DESCRIPTION		UNITS	PRICE			AMOUNT
ADOPTED-PRT	LIDAR & RADAR RECERTIFICATION		1.00	2,000.00			2,000
1000-211-00000-51220	POLICE - VEHICLE LEASE/MAINT SVC	237,491	361,186	252,377	382,589	377,432	377,432
BUDGET DETAIL							
BUDGET CODE	DESCRIPTION		UNITS	PRICE			AMOUNT
ADOPTED-PRT	1 - MINI VAN		1.00	5,868.00			5,868
ADOPTED-PRT	1 MINI PICK-UP TRUCK (70% CITY)		1.00	4,856.00			4,856
ADOPTED-PRT	10 - PATROL TAHOES ($1,600 X10 X12)		10.00	19,200.00			192,000
ADOPTED-PRT	14,000 CADET 1/2 PICK-UP TRUCK MILEAGE		14,000.00	0.28			3,920
ADOPTED-PRT	14,000 MINI PICKUP TRUCK MILEAGE ($0.18 PER MILE)		14,000.00	0.18			2,520
ADOPTED-PRT	20,000 MINI VAN MILEAGE ($0.29 PER MILE)		20,000.00	0.29			5,800
ADOPTED-PRT	225,000 PATROL VEHICLE MILEAGE ($0.40 PER MILE)		212,500.00	0.40			85,000
ADOPTED-PRT	4.75 - PLAIN CARS		1.00	25,980.00			25,980
ADOPTED-PRT	6,000 COUNTY PATROL CAR MILEAGE ($0.40 PER MILE)		5,000.00	0.40			2,000
ADOPTED-PRT	60,000 PLAIN CAR MILEAGE ($0.19 PER MILE)		60,000.00	0.19			11,400
ADOPTED-PRT	ANNUAL CDPD/MDC FEES (11 PATROL CARS X $1,044 EA.)		10.00	1,044.00			10,440
ADOPTED-PRT	CADET 1/2 TON PICK-UP TRUCK (529 X 12)		1.00	6,348.00			6,348
ADOPTED-PRT	LICENSE PLATE READER		0.00	0.00			2,600
ADOPTED-PRT	MAINTENANCE & REPAIRS ON POLICE MOTORCYCLES		1.00	14,000.00			14,000
ADOPTED-PRT	TRAFFIC MOTORCYCLE CLEANING & MAINTENANCE SUPPLIES		1.00	500.00			500
ADOPTED-PRT	VERSATERM FOR TRAFFIC MOTORS		2.00	100.00			200
ADOPTED-PRT	VIP CAR MAINTENANCE (2 CITY VEHICLES)		2.00	2,000.00			4,000
1000-211-00000-51550	POLICE - EMPL CONTINUE EDUC & DEVT	5,638	8,680	7,836	8,680	6,000	6,000

Budget Worksheet

Division: 211 - Police Services		2021-2022 Actual	2022-2023 Budget	2022-2023 YTD Actual	Defined Budgets 2022-2023 CY Estimate	2023-2024 Recommended	2023-2024 Adopted-PRT
BUDGET DETAIL							
BUDGET CODE	DESCRIPTION		UNITS	PRICE			AMOUNT
ADOPTED-PRT	RENEWAL - INT ASSN FINANCIAL CRIMES (DETS X 2)		1.00	70.00			70
ADOPTED-PRT	SPECIAL TRAINING SPECIFIC TO CITY POLICE FUNCTIONS		1.00	3,000.00			3,000
ADOPTED-PRT	TRAVEL & LODGING		1.00	2,930.00			2,930
1000-211-00000-51560	POLICE - TRAVEL COSTS	0	200	0	200	200	200
1000-211-00000-52000	POLICE - GENERAL/PROGRAM SUPPL	1,124	1,100	1,091	1,100	1,100	1,100
BUDGET DETAIL							
BUDGET CODE	DESCRIPTION		UNITS	PRICE			AMOUNT
ADOPTED-PRT	CUPS, PAPER PLATES, MISC BREAK ROOM SUPPLIES		0.00	0.00			350
ADOPTED-PRT	JANITORIAL SUPPLIES FOR INMATE WORKERS		0.00	0.00			500
ADOPTED-PRT	SUPPLEMENTAL PAPER PRODUCTS		0.00	0.00			250
1000-211-00000-52020	POLICE - OFFICE SUPPLIES	102	2,000	488	2,000	1,000	1,000
1000-211-00000-52030	POLICE - POSTAGE	968	1,700	706	1,700	1,000	1,000
1000-211-00000-52050	POLICE - TOOL&NON-CAPITAL EQUIP	51,832	43,234	44,959	43,234	43,234	43,234
BUDGET DETAIL							
BUDGET CODE	DESCRIPTION		UNITS	PRICE			AMOUNT
ADOPTED-PRT	2 - PAIR REPLACEMENT MOTORCYCLE BOOTS/RE-SOLE		2.00	250.00			500
ADOPTED-PRT	BICYCLE PATROL MAINTENANCE		1.00	1,500.00			1,500
ADOPTED-PRT	BODY WORN CAMERAS ANNUAL SUBSCRIPTION		1.00	25,684.00			25,684
ADOPTED-PRT	FOOD REQUIREMENTS (JUVENILE OFFENDERS)		1.00	100.00			100
ADOPTED-PRT	KEVLAR UNIFORMS FOR MOTORS		2.00	1,500.00			3,000
ADOPTED-PRT	LEATHER GLOVES		1.00	150.00			150
ADOPTED-PRT	MISC SMALL HAND TOOLS & FASTENERS (MINOR REP)		1.00	500.00			500
ADOPTED-PRT	MISC UNANTICIPATED EXPENSES		1.00	1,000.00			1,000
ADOPTED-PRT	REPLACEMENT OF RADAR EQUIPMENT BATTERIES		1.00	300.00			300
ADOPTED-PRT	TOWING/STORAGE OF IMPOUNDED EVIDENCE VEHICLES		1.00	6,500.00			6,500
ADOPTED-PRT	TRUCK INSPECTION MAINTENANCE & SUPPLIES		1.00	1,000.00			1,000
ADOPTED-PRT	VIP, SED, GANG & BIKE DETAIL UNIFORMS/EQUIPMENT		1.00	3,000.00			3,000
1000-211-00000-52100	POLICE - FUEL SUPPLIES	102,321	127,238	117,794	130,475	142,500	142,500
BUDGET DETAIL							
BUDGET CODE	DESCRIPTION		UNITS	PRICE			AMOUNT
ADOPTED-PRT	POLICE & PLAIN VEHICLE FUEL		1.00	137,500.00			137,500
ADOPTED-PRT	POLICE MOTORCYCLE FUEL		1.00	5,000.00			5,000
1000-211-00000-52990	POLICE - PUBL& SUBSCRIPT	0	0	0	0	0	0

Budget Worksheet

Division: 211 - Police Services		2021-2022 Actual	2022-2023 Budget	2022-2023 YTD Actual	Defined Budgets 2022-2023 CY Estimate	2023-2024 Recommended	2023-2024 Adopted-PRT
1000-211-00000-53000	POLICE - PROP MAINT SVC	57	500	289	500	500	500
1000-211-00000-54040	POLICE - COMMUNICATION SVC	9,329	13,238	9,623	13,238	11,538	11,538
BUDGET DETAIL							
BUDGET CODE	DESCRIPTION		UNITS	PRICE			AMOUNT
ADOPTED-PRT	1 CELLULAR PHONE FOR PARKING ENFORCEMENT VIP		1.00	312.00			312
ADOPTED-PRT	2 CELLULAR PHONES FOR PARKING ENFORCEMENT CADET		2.00	403.00			806
ADOPTED-PRT	4 CELLULAR TRAFICE POLICE MOTORCYCLE OFFICER		4.00	480.00			1,920
ADOPTED-PRT	POLICE CELLULAR PHONES		1.00	6,700.00			6,700
ADOPTED-PRT	POLICE SERVICE CENTER PAY PHONE		1.00	600.00			600
ADOPTED-PRT	VOICE MAIL./DATA/ALARM/EOC		1.00	1,200.00			1,200
1000-211-E0054-52000	PD COMMUNITY PROMO- GEN/PROG SUPPL	1,199	2,000	1,654	2,000	2,000	2,000
BUDGET DETAIL							
BUDGET CODE	DESCRIPTION		UNITS	PRICE			AMOUNT
ADOPTED-PRT	COMMUNITY PROMOTION & CRIME PREVENTION		0.00	0.00			2,000
1000-211-E0055-52000	PD EMP RETIRE/RECOG - GEN/PROG SUPPL	2,899	2,500	2,488	2,500	3,000	3,000
1000-211-E0056-52000	PD VOLUNTEER RECOG - GEN/PROG SUPPL	2,338	2,500	2,414	2,500	3,000	3,000
2409-211-G0004-51010	SLESF - POLICE SVC	101,145	100,000	100,000	100,000	100,000	100,000
BUDGET DETAIL							
BUDGET CODE	DESCRIPTION		UNITS	PRICE			AMOUNT
ADOPTED-PRT	2 - DEPUTY SPECIAL ENFORCEMENT UNIT (PARTIAL)		2.00	50,000.00			100,000
	Division: 211 - Police Services Total:	**7,650,600**	**8,250,617**	**8,005,748**	**8,275,257**	**8,732,224**	**8,732,200**
	Report Total:	**7,972,885**	**8,450,617**	**8,299,269**	**8,381,227**	**8,832,224**	**8,832,200**


MOORPARK CALIFORNIA
INCORPORATED JULY 1 1983

Finance/Administrative Services
(Department: 151)

The Finance Department is charged with providing financial management, budgeting, accounting, payroll, fixed assets management, purchasing, billing, revenue collection, general administrative support services for the City, Successor Agency to the Moorpark Redevelopment Agency, Human Resources, and Information Systems.

On January 23, 2017, the City of Moorpark (City) and the Santa Monica Mountains Conservancy (SMMC) entered into a Joint power agreement to create the Moorpark Watershed, Parks, Recreation and Conservation Authority (Authority) to acquire, develop, maintain, manage and conserve additional park and open space lands and may include lands for watershed protection and restoration purposes. The governing board consists of four (4) members: member Director of Parks, Recreation and Community Services Department of the City, City Manager of the City and two (2) appointed by the SMMC. The Finance Director of the city was appointed as the acting Financial Officer of the Authority.

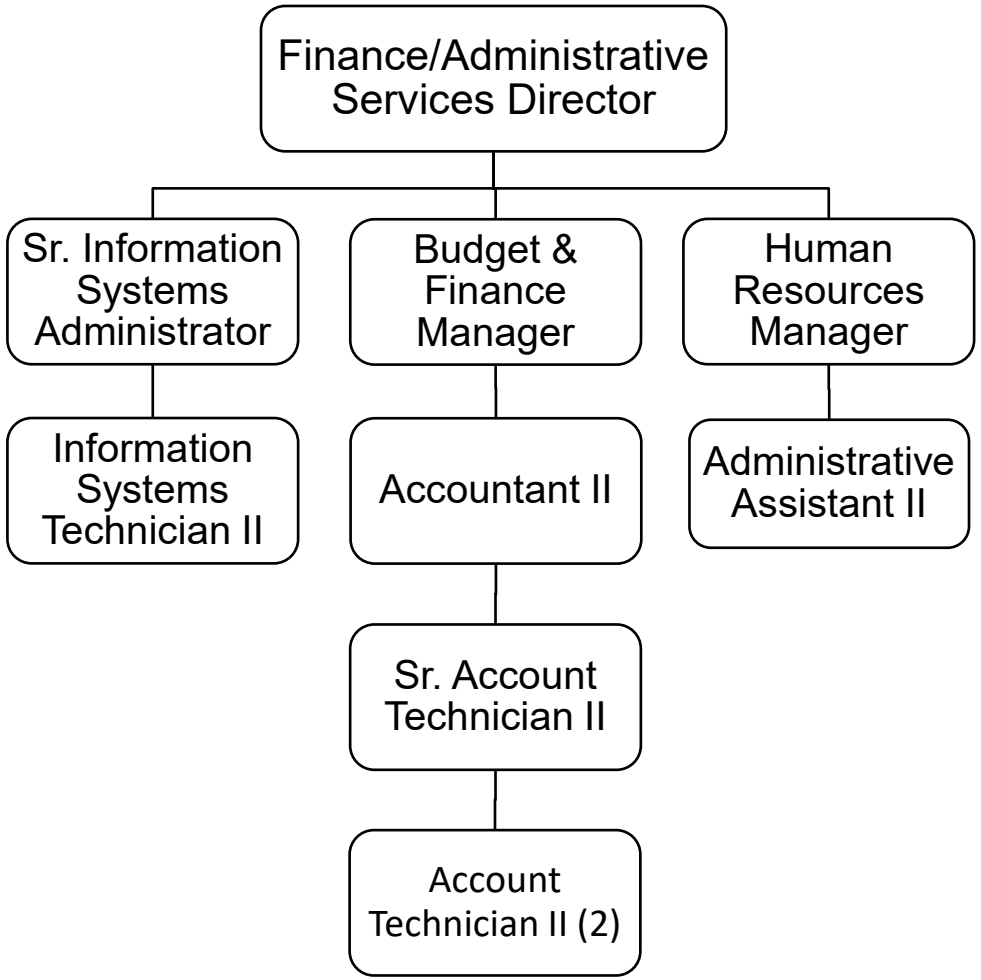

Expense and Staffing History
Finance

Finance / SARA	2022/23 Estimated	2023/24 Adopted
Personnel Costs	1,655,061	1,745,427
Operations and Maintenance	911,926	738,632
Capital Acquisition	25,000	720,526
Debt Service	1,372,355	1,377,543
Other	1,792,635	1,647,823
Total Expenses	**$5,756,977**	**$6,229,950**

Department Staffing	2022/23	2023/24
Finance/Admin Svcs Director	1.00	1.00
Budget & Finance Manager	0.00	1.00
Accountant II	1.00	1.00
Accounting Technician I/II	2.00	2.00
Administrative Assistant II	1.00	1.00
Human Resource Manager	1.00	1.00
Sr. Information Systems Administrator	1.00	1.00
Information Systems Technician II	1.00	1.00
Purchasing Analyst	1.00	0.00
Sr. Account Technician I/II	1.00	1.00
Total Budgeted Positions	**10.00**	**10.00**

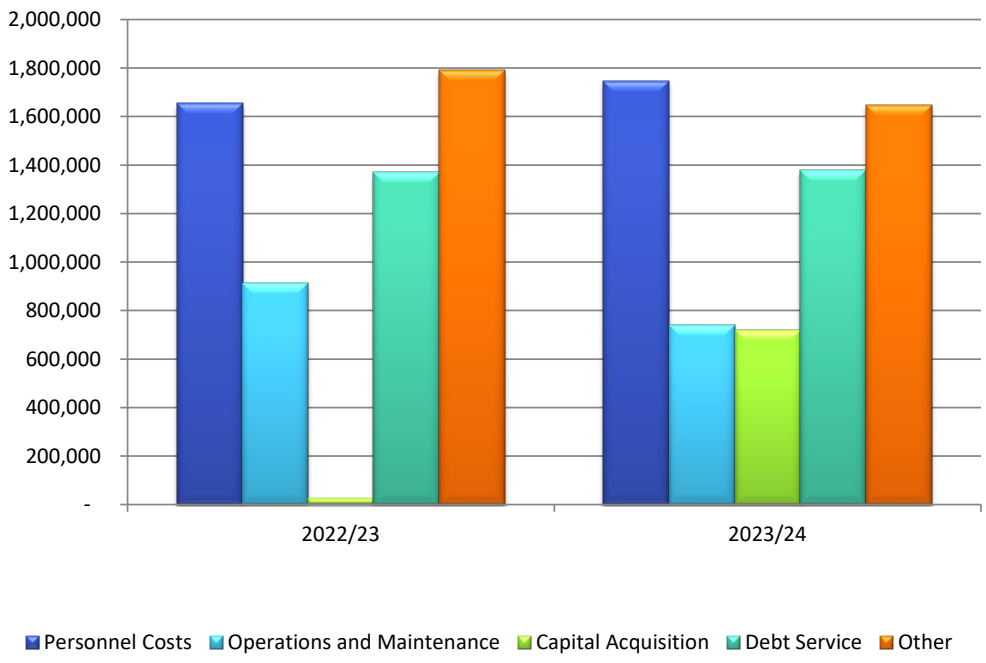

Fiscal and Budget Services

Division: 151

Services provided through the finance and accounting functions include the maintenance of reliable accounting records, payment of approved demands against the City treasury, financial statement reporting, and preparation of the annual budget with the City Manager, prudent fiscal planning, payroll and payroll reporting, debt and franchise administration. Since 2009, the department has assumed greater responsibility in the administration and coordination of the annual Engineer's Reports for the Parks and Recreation Maintenance and Improvement District; and the Landscaping and Lighting Maintenance Assessment Districts to ensure that the approved assessment levies are submitted to the Ventura County Auditor-Controller's Office for inclusion in annual tax bills.

Internal controls are established and maintained to ensure that the assets of the City are protected from loss, theft or misuse and to ensure that adequate accounting data allows for the preparation of financial statements in conformity with generally accepted accounting principles. Internal controls are evaluated to determine that the cost does not exceed the benefits likely to be derived.

The cash management function is responsible for the prudent investment of surplus funds. The City's Investment Policy directs the investment of City monies with the following priorities established: preservation and safety of principal, liquidity necessary to meet daily cash flow requirements and maximized yield after the first two priorities are met. The Investment Policy is reviewed annually and is submitted to the City Council for approval.

The administrative support function covers a wide range of activities that include office equipment maintenance, purchasing, mail processing and office supplies procurement.

Budget Worksheet

Division: 151 - Fiscal & Budget Services		2021-2022 Actual	2022-2023 Budget	2022-2023 YTD Actual	Defined Budgets 2022-2023 CY Estimate	2023-2024 Recommended	2023-2024 Adopted-PRT
Division: 151 - Fiscal & Budget Services							
1000-151-00000-50020	FIN - SALARIES (FT)	434,790	486,880	476,393	486,880	539,134	576,874
1000-151-00000-50030	FIN - SALARIES (PT)	6,311	15,000	20,557	0	29,988	29,988
1000-151-00000-50040	FIN - OVERTIME	16,523	3,000	2,635	3,000	3,000	3,000
1000-151-00000-50100	FIN - BILINGUAL PAY	788	707	1,285	782	1,539	1,539
1000-151-00000-50110	FIN - LONGEVITY PAY	303	0	0	0	0	0
1000-151-00000-50200	FIN - MEDICAL HLTH INSUR	81,240	118,027	124,824	118,027	146,017	146,017
1000-151-00000-50210	FIN - DENTAL INSUR	5,299	7,418	7,291	7,418	7,972	7,972
1000-151-00000-50220	FIN - VISION INSUR	796	1,442	1,409	1,442	1,398	1,398
1000-151-00000-50230	FIN - ST/LT DISABILITY INSUR	1,170	2,630	3,086	2,630	2,911	3,115
1000-151-00000-50240	FIN - EMPLOYEE ASST PROGR	96	0	0	0	0	0
1000-151-00000-50250	FIN - WORKERS COMP INSUR	10,620	11,904	11,904	11,904	13,114	13,936
1000-151-00000-50270	FIN - TERM LIFE INSUR	727	916	930	916	966	966
1000-151-00000-50300	FIN - PERS CONTRIBUTIONS	42,482	61,042	44,893	61,042	65,030	69,534
1000-151-00000-50310	FIN - PT RETIREMENT CONTRIB	237	0	770	0	1,125	1,125
1000-151-00000-50320	FIN - FT DEFER COMP	7,965	10,282	9,677	10,282	11,377	12,174
1000-151-00000-50400	FIN - MEDICARE	7,170	7,449	7,614	7,449	8,785	9,344
1000-151-00000-50500	FIN - AUTO ALLOWANCE	1,527	2,232	2,498	2,232	2,418	2,418
1000-151-00000-50510	FIN - CELLULAR PHONES/ALLOW	345	504	601	504	1,086	1,086
1000-151-00000-51000	FIN - CONTRACTUAL SVC	131,845	221,225	136,312	201,225	196,625	196,625

BUDGET DETAIL

BUDGET CODE	DESCRIPTION	UNITS	PRICE	AMOUNT
ADOPTED-PRT	ACTUARIAL SERVICES (GASB 68 PENSIONS) FOR ANNUAL R	0.00	0.00	1,500
ADOPTED-PRT	ACTUARIAL SERVICES (GASB 75 OPEB) FOR ANNUAL REPOR	0.00	0.00	2,700
ADOPTED-PRT	ANNUAL AUDIT	0.00	0.00	36,050
ADOPTED-PRT	ARMORED CARRIER SERVICE	12.00	225.00	2,700
ADOPTED-PRT	BANK SERVICE CHARGES	12.00	1,500.00	18,000
ADOPTED-PRT	CALIFORNIA MUNICIPAL STATISTICS FOR ANNUAL REPORT	0.00	0.00	1,000
ADOPTED-PRT	CITY STATE CONTROLLER'S REPORT	0.00	0.00	3,230
ADOPTED-PRT	CMTA AWARD CERTIFICATION APPLICATION	0.00	0.00	200
ADOPTED-PRT	DISTRICT ADMINISTRATION	0.00	0.00	15,000
ADOPTED-PRT	GFOA ANNUAL REPORT AWARD APPLICATION	0.00	0.00	600
ADOPTED-PRT	GFOA BUDGET AWARD APPLICATION	0.00	0.00	500
ADOPTED-PRT	GRANT WRITING SERVICES	0.00	0.00	75,000

Budget Worksheet

Division: 151 - Fiscal & Budget Services		2021-2022 Actual	2022-2023 Budget	2022-2023 YTD Actual	Defined Budgets 2022-2023 CY Estimate	2023-2024 Recommended	2023-2024 Adopted-PRT
ADOPTED-PRT	INTERNAL CONTROLS & COSTING CONSULTANT		0.00	0.00			2,950
ADOPTED-PRT	MERCHANT CREDIT CARD FEES		0.00	0.00			2,080
ADOPTED-PRT	MISCELLANEOUS (ADMIN HEARING)		0.00	0.00			2,500
ADOPTED-PRT	NATIONAL TRANSIT DATABASE AUDIT		0.00	0.00			3,000
ADOPTED-PRT	OPENGOV WEB DATA		0.00	0.00			1,500
ADOPTED-PRT	PROPERTY TAX AUDIT		0.00	0.00			10,000
ADOPTED-PRT	SALES TAX AUDIT		0.00	0.00			6,000
ADOPTED-PRT	SB90 CONSULTANT		0.00	0.00			4,725
ADOPTED-PRT	SHREDDING		0.00	0.00			500
ADOPTED-PRT	SINGLE AUDIT		0.00	0.00			4,340
ADOPTED-PRT	STATE CONTROLLER'S AUDIT CONFIRMATION		0.00	0.00			150
ADOPTED-PRT	VC STORAGE FEES		12.00	200.00			2,400
1000-151-00000-51040	FIN - LEGAL SVC	3,637	1,500	2,632	3,000	3,000	3,000
1000-151-00000-51080	FIN - ADM/COLLECT SVC FEES	85,070	122,000	116,405	122,000	100,000	100,000
BUDGET DETAIL							
BUDGET CODE	DESCRIPTION		UNITS	PRICE			AMOUNT
ADOPTED-PRT	COLLECTION AGENCY FEE FOR ACCTS RECEIVABLE		0.00	0.00			500
ADOPTED-PRT	STATE OF CALIFORNIA ADMIN FEES ON SALES TAX		0.00	0.00			49,000
ADOPTED-PRT	VENTURA COUNTY ADMIN FEES ON PROPERTY TAX		0.00	0.00			49,000
ADOPTED-PRT	VENTURA COUNTY COLLECTION FEES ON PROPERTY TAX		0.00	0.00			1,500
1000-151-00000-51200	FIN - PRINT & AD SVC	1,130	500	84	500	500	500
BUDGET DETAIL							
BUDGET CODE	DESCRIPTION		UNITS	PRICE			AMOUNT
ADOPTED-PRT	CLASSIFIED ADS (CITY FINANCIAL TRANSACTIONS)		0.00	0.00			300
ADOPTED-PRT	CLASSIFIED ADS FOR STALE DATED CHECKS		0.00	0.00			100
ADOPTED-PRT	MISCELLANEOUS ADS		0.00	0.00			100
1000-151-00000-51210	FIN - EQUIP MAINT SVC	0	1,000	0	1,000	1,000	1,000
1000-151-00000-51550	FIN - EMPL CONTINUE EDUC & DEVT	1,424	12,300	2,920	12,300	15,300	15,300
BUDGET DETAIL							
BUDGET CODE	DESCRIPTION		UNITS	PRICE			AMOUNT
ADOPTED-PRT	CAPO TRAINING CONFERENCE		0.00	0.00			1,500
ADOPTED-PRT	CSMFO MEETINGS		0.00	0.00			2,000
ADOPTED-PRT	GFOA TRAINING		0.00	0.00			5,000
ADOPTED-PRT	MEMBERSHIP - CAPO		0.00	0.00			200
ADOPTED-PRT	MEMBERSHIP: CMTA		1.00	100.00			100
ADOPTED-PRT	MEMBERSHIP: CSMFO (FD, ACCT II)		2.00	110.00			220
ADOPTED-PRT	MEMBERSHIP: GFOA (FD, ACCT II, SAT II)		3.00	150.00			450

Budget Worksheet

Division: 151 - Fiscal & Budget Services		2021-2022 Actual	2022-2023 Budget	2022-2023 YTD Actual	Defined Budgets 2022-2023 CY Estimate	2023-2024 Recommended	2023-2024 Adopted-PRT
ADOPTED-PRT	OTHER INFORMATIONAL MEETINGS & WORKSHOPS		0.00	0.00			1,330
ADOPTED-PRT	TAX SEMINAR		2.00	600.00			1,200
ADOPTED-PRT	TUITION & BOOKS		0.00	0.00			500
ADOPTED-PRT	TYLER CONFERENCE		2.00	1,400.00			2,800
1000-151-00000-51560	FIN - TRAVEL COSTS	0	500	0	500	500	500
1000-151-00000-51830	FIN - CASH SHORTAGE	1,310	0	40	0	0	0
1000-151-00000-51910	FIN - SUSPENSE EXP ACCT	(52,407)	0	0	0	0	0
1000-151-00000-52020	FIN - OFFICE SUPPLIES	551	3,500	1,483	3,500	3,500	3,500
1000-151-00000-52030	FIN - POSTAGE	1,229	2,000	1,566	2,000	2,000	2,000
BUDGET DETAIL							
BUDGET CODE	DESCRIPTION		UNITS	PRICE			AMOUNT
ADOPTED-PRT	FEDERAL EXPRESS CHARGES FOR FINANCE MAILINGS		0.00	0.00			500
ADOPTED-PRT	POSTAGE ALLOCATION		12.00	125.00			1,500
1000-151-00000-52050	FIN - TOOL&NON-CAPITAL EQUIP	163	1,500	1,801	1,500	1,500	1,500
BUDGET DETAIL							
BUDGET CODE	DESCRIPTION		UNITS	PRICE			AMOUNT
ADOPTED-PRT	MISC DEPARTMENT SUPPLIES		0.00	0.00			1,500
1000-151-00000-52990	FIN - PUBL& SUBSCRIPT	0	1,000	0	1,000	500	500
BUDGET DETAIL							
BUDGET CODE	DESCRIPTION		UNITS	PRICE			AMOUNT
ADOPTED-PRT	FINANCE RELATED BOOKS, PUBLICATIONS & SUBSCRIPTION		0.00	0.00			500
1000-151-00000-54040	FIN - COMMUNICATION SVC	1,053	1,325	1,235	1,325	1,325	1,325
BUDGET DETAIL							
BUDGET CODE	DESCRIPTION		UNITS	PRICE			AMOUNT
ADOPTED-PRT	CELL PHONE REIMB - ACCOUNTANT II		0.00	0.00			325
ADOPTED-PRT	SERVER LINE & TELEPHONE LANDLINE SERVICES		0.00	0.00			1,000
1000-151-00000-56000	FIN - OVERHEAD ALLOCATE	105,715	169,497	0	112,584	100,353	100,353
BUDGET DETAIL							
BUDGET CODE	DESCRIPTION		UNITS	PRICE			AMOUNT
ADOPTED-PRT	OH ALLOCATION - CENTRAL SVC		0.00	0.00			65,637
ADOPTED-PRT	OH ALLOCATION - INFO SYS		0.00	0.00			34,716
2000-151-00000-51080	FIN - ADM/COLLECT SVC FEES	8,519	20,400	8,649	20,400	10,200	10,200

Budget Worksheet

Division: 151 - Fiscal & Budget Services		2021-2022 Actual	2022-2023 Budget	2022-2023 YTD Actual	Defined Budgets 2022-2023 CY Estimate	2023-2024 Recommended	2023-2024 Adopted-PRT
BUDGET DETAIL							
BUDGET CODE	DESCRIPTION		UNITS	PRICE			AMOUNT
ADOPTED-PRT	COURT FINES & FEES COLLECTION CHARGE		6.00	1,700.00			10,200
	Division: 151 - Fiscal & Budget Services Total:	**907,627**	**1,287,680**	**989,507**	**1,197,342**	**1,272,163**	**1,316,789**

Human Resources
(Division 133)

The Human Resources Division is responsible for coordinating personnel selection and recruitment; benefit administration; labor relations; workers' compensation administration; coordination of employee recognition events, training, and employee development programs; review and coordination of the employee evaluation process; providing information and assistance to City employees regarding employment laws, City personnel rules, Administrative Policies, and Americans with Disabilities Act (ADA) compliance; monitoring OSHA compliance for injury and illness prevention including responsibility for administering the City's Safety Committee and arranging mandatory safety trainings; and coordinating the City's volunteer program, including maintaining records for mandatory orientation and training, and hours worked. The Finance/Administrative Services Director functions as the City's Personnel Officer and ADA Coordinator, and has responsibility for coordinating and administering defense of employment related claims and lawsuits.

Budget Worksheet

Division: 133 - HR/Risk Management		2021-2022 Actual	2022-2023 Budget	2022-2023 YTD Actual	Defined Budgets 2022-2023 CY Estimate	2023-2024 Recommended	2023-2024 Adopted-PRT
Division: 133 - HR/Risk Management							
1000-133-00000-50020	HR/RISK - SALARIES (FT)	324,198	343,912	328,914	343,912	255,469	273,353
1000-133-00000-50030	HR/RISK - SALARIES (PT)	1,653	12,863	2,941	12,863	5,814	5,814
1000-133-00000-50040	HR/RISK - OVERTIME	0	200	0	200	200	200
1000-133-00000-50110	HR/RISK - LONGEVITY PAY	0	0	0	0	0	0
1000-133-00000-50200	HR/RISK - MEDICAL HLTH INSUR	54,021	56,140	57,604	56,140	52,387	52,387
1000-133-00000-50210	HR/RISK - DENTAL INSUR	3,631	3,536	3,504	3,536	2,906	2,906
1000-133-00000-50220	HR/RISK - VISION INSUR	599	749	717	749	577	577
1000-133-00000-50230	HR/RISK - ST/LT DISABILITY INSUR	1,085	1,856	2,281	1,856	1,380	1,475
1000-133-00000-50240	HR/RISK - EMPLOYEE ASST PROGR	61	0	0	0	0	0
1000-133-00000-50250	HR/RISK - WORKERS COMP INSUR	7,277	8,723	8,723	8,723	6,355	6,412
1000-133-00000-50270	HR/RISK - TERM LIFE INSUR	497	527	514	527	402	402
1000-133-00000-50300	HR/RISK - PERS CONTRIBUTIONS	40,941	45,979	45,770	45,979	38,923	41,634
1000-133-00000-50310	HR/RISK - PT RETIREMENT CONTRIB	62	482	72	482	218	218
1000-133-00000-50320	HR/RISK - FT DEFER COMP	6,602	7,381	6,818	7,381	5,246	5,613
1000-133-00000-50400	HR/RISK - MEDICARE	4,851	5,412	4,950	5,412	4,009	4,271
1000-133-00000-50500	HR/RISK - AUTO ALLOWANCE	1,951	1,944	1,951	1,944	828	828
1000-133-00000-50510	HR/RISK - CELLULAR PHONES/ALLOW	109	108	284	108	774	774
1000-133-00000-51000	HR/RISK - CONTRACTUAL SVC	27,151	14,400	10,177	14,400	11,500	11,500
BUDGET DETAIL							
BUDGET CODE	DESCRIPTION		UNITS	PRICE			AMOUNT
ADOPTED-PRT	ACCOMMODATION SERVICES		0.00	0.00			1,000
ADOPTED-PRT	FLEXIBLE SPENDING ACCOUNT ADMINISTRATION		0.00	0.00			3,000
ADOPTED-PRT	PERFORMANCE EVALUATION SOFTWARE		0.00	0.00			7,500
1000-133-00000-51040	HR/RISK - LEGAL SVC	4,578	21,000	15,720	21,000	31,000	31,000
BUDGET DETAIL							
BUDGET CODE	DESCRIPTION		UNITS	PRICE			AMOUNT
ADOPTED-PRT	LCW CONSORTIUM		0.00	0.00			5,000
ADOPTED-PRT	LEGAL SERVICES NON-RETAINER		0.00	0.00			26,000
1000-133-00000-51550	HR/RISK - EMPL CONTINUE EDUC & DEVT	1,594	2,970	2,730	2,970	20,163	20,163

Budget Worksheet

Division: 133 - HR/Risk Management		2021-2022 Actual	2022-2023 Budget	2022-2023 YTD Actual	Defined Budgets 2022-2023 CY Estimate	2023-2024 Recommended	2023-2024 Adopted-PRT
BUDGET DETAIL							
BUDGET CODE	DESCRIPTION		UNITS	PRICE			AMOUNT
ADOPTED-PRT	CIPMA - HR MEETINGS (2 MTGS * 2 STAFF)		4.00	25.00			100
ADOPTED-PRT	CJPIA RISK MANAGEMENT CONFERENCE		3.00	500.00			1,500
ADOPTED-PRT	FULL-TIME STAFF ANNUAL TRAINING		1.00	6,528.00			6,528
ADOPTED-PRT	MEETING & CONFERENCE		0.00	0.00			500
ADOPTED-PRT	MEMBERSHIP - CHANNEL ISLANDS IPMA-HR LOCAL CHAPTER		1.00	85.00			85
ADOPTED-PRT	MEMBERSHIP - IPMA-HR ANNUAL		2.00	200.00			400
ADOPTED-PRT	SPECIALIZED HR TRAINING		0.00	0.00			500
ADOPTED-PRT	STAFF CLIMATE SURVEY		0.00	0.00			10,000
ADOPTED-PRT	TRAVEL, LODGING & PER DIEM FOR MEETINGS & CONF		0.00	0.00			550
1000-133-00000-51560	HR/RISK - TRAVEL COSTS	0	100	0	100	110	110
BUDGET DETAIL							
BUDGET CODE	DESCRIPTION		UNITS	PRICE			AMOUNT
ADOPTED-PRT	INCIDENTAL TRIP MILEAGE		0.00	0.00			110
1000-133-00000-52020	HR/RISK - OFFICE SUPPLIES	578	920	705	920	1,150	1,150
BUDGET DETAIL							
BUDGET CODE	DESCRIPTION		UNITS	PRICE			AMOUNT
ADOPTED-PRT	LABOR LAW POSTERS		0.00	0.00			350
ADOPTED-PRT	MISC OFFICE SUPPLIES		0.00	0.00			400
ADOPTED-PRT	PERSONNEL FILES & FORMS		0.00	0.00			400
1000-133-00000-52030	HR/RISK - POSTAGE	46	200	58	200	250	250
1000-133-00000-52050	HR/RISK - TOOL&NON-CAPITAL EQUIP	0	0	0	0	0	0
1000-133-00000-52990	HR/RISK - PUBL& SUBSCRIPT	0	100	0	100	110	110
BUDGET DETAIL							
BUDGET CODE	DESCRIPTION		UNITS	PRICE			AMOUNT
ADOPTED-PRT	MISCELLANEOUS BOOKS & PUBLICATIONS		0.00	0.00			110
1000-133-00000-56000	HR/RISK - OVERHEAD ALLOCATE	16,670	40,451	0	40,291	15,245	15,245
BUDGET DETAIL							
BUDGET CODE	DESCRIPTION		UNITS	PRICE			AMOUNT
ADOPTED-PRT	OH ALLOCATION - CENTRAL SVC		0.00	0.00			9,971
ADOPTED-PRT	OH ALLOCATION - INFO SYS		0.00	0.00			5,274
1000-133-E0053-50400	HR RECRUITMENT - MEDICARE	0	0	72	0	0	0
1000-133-E0053-52000	HR RECRUITMENT - GENERAL/PROGRAM SUPPL	19,771	15,000	25,081	10,000	34,091	34,091

Budget Worksheet

Division: 133 - HR/Risk Management		2021-2022 Actual	2022-2023 Budget	2022-2023 YTD Actual	Defined Budgets 2022-2023 CY Estimate	2023-2024 Recommended	2023-2024 Adopted-PRT
BUDGET DETAIL							
BUDGET CODE	DESCRIPTION		UNITS	PRICE			AMOUNT
ADOPTED-PRT	RECRUITMENT RELATED EXPENSES		0.00	0.00			34,091
1000-133-E0055-50400	EMPL RECOG - MEDICARE	0	0	0	0	0	0
1000-133-E0055-52000	EMPL RECOG - GENERAL/PROGRAM SUPPL	10,107	16,000	7,513	16,000	31,506	31,506
BUDGET DETAIL							
BUDGET CODE	DESCRIPTION		UNITS	PRICE			AMOUNT
ADOPTED-PRT	EMPLOYEE RECOGNITION LUNCHEON EVENT		0.00	0.00			10,000
ADOPTED-PRT	EMPLOYEE YRS OF SVC AWARDS/RETIREMENT RECOGNITION		0.00	0.00			15,328
ADOPTED-PRT	LONGEVITY RECOGNITION		0.00	0.00			5,628
ADOPTED-PRT	MISCELLANEOUS		0.00	0.00			550
	Division: 133 - HR/Risk Management Total:	**528,031**	**600,953**	**527,111**	**595,793**	**520,613**	**541,989**

Information Systems
(Division 134)

The Information Systems Division is responsible for managing the City's enterprise network to provide high speed, transparent, and highly functional connectivity to all resources. Develop and maintain highly effective, reliable, secure, and innovative information systems to support each department's functions. Facilitate the collection, storage, security, and integrity of electronic data while ensuring appropriate access. Manage network administration; designing; maintaining and upgrading City's technology infrastructure (including software, hardware, communications and data security.) This Division provides centralized network services, telecommunications, web-based applications, voice, video and integrated data service; and technology solutions support. Services include maintenance of all computer systems; insuring security is up-to-date and functioning properly; maintenance of a help desk to troubleshoot computer-related problems and internal City systems; ensuring that employees are connected; installation and maintenance of City personal computers, workstations and servers.

Budget Worksheet

Division: 134 - ISD/Cable TV		2021-2022 Actual	2022-2023 Budget	2022-2023 YTD Actual	Defined Budgets 2022-2023 CY Estimate	2023-2024 Recommended	2023-2024 Adopted-PRT
Division: 134 - ISD/Cable TV							
1000-134-00000-50020	ISD/CABLE - SALARIES (FT)	184,448	193,442	191,208	193,442	196,017	209,739
1000-134-00000-50040	ISD/CABLE - OVERTIME	2,314	1,500	837	1,500	1,500	1,500
1000-134-00000-50200	ISD/CABLE - MEDICAL HLTH INSUR	39,504	42,355	42,536	42,355	47,399	47,399
1000-134-00000-50210	ISD/CABLE - DENTAL INSUR	2,687	2,556	2,583	2,556	2,652	2,652
1000-134-00000-50220	ISD/CABLE - VISION INSUR	444	543	531	543	527	527
1000-134-00000-50230	ISD/CABLE - ST/LT DISABILITY INSUR	602	1,044	1,226	1,044	1,059	1,133
1000-134-00000-50240	ISD/CABLE - EMPLOYEE ASST PROGR	47	0	0	0	0	0
1000-134-00000-50250	ISD/CABLE - WORKERS COMP INSUR	4,012	4,729	4,729	4,729	4,768	4,817
1000-134-00000-50270	ISD/CABLE - TERM LIFE INSUR	318	343	336	343	343	343
1000-134-00000-50300	ISD/CABLE - PERS CONTRIBUTIONS	26,737	31,615	30,977	31,615	29,470	31,521
1000-134-00000-50320	ISD/CABLE - FT DEFER COMP	3,495	3,960	3,689	3,960	4,012	4,293
1000-134-00000-50400	ISD/CABLE - MEDICARE	2,874	3,008	2,931	3,008	3,042	3,245
1000-134-00000-50500	ISD/CABLE - AUTO ALLOWANCE	255	372	201	372	372	372
1000-134-00000-50510	ISD/CABLE - CELLULAR PHONES/ALLOW	600	624	587	624	624	624
1000-134-00000-51000	ISD/CABLE - CONTRACTUAL SVC	11,297	20,000	18,440	20,000	20,000	20,000

BUDGET DETAIL

BUDGET CODE	DESCRIPTION	UNITS	PRICE	AMOUNT
ADOPTED-PRT	STRESS TEST & SYSTEM VULNERABILITY ASSESSMENT	0.00	0.00	10,000
ADOPTED-PRT	VIDEO SYSTEMS MAINTENANCE & TROUBLESHOOTING	0.00	0.00	10,000

1000-134-00000-51550	ISD/CABLE-EMPL CONTINUE EDU & DEVT	419	5,000	2,470	5,000	5,000	5,000
1000-134-00000-52050	ISD/CABLE - TOOL&NON-CAPITAL EQUIP	0	0	74	0	0	0
1000-134-00000-54040	ISD/CABLE - COMMUNICATION SVC	0	0	1,106	0	0	0
3006-134-00000-52050	PEG CAP FD - TOOLS & NON-CAP EQUIP	2,278	15,000	457	15,000	20,000	20,000

BUDGET DETAIL

BUDGET CODE	DESCRIPTION	UNITS	PRICE	AMOUNT
ADOPTED-PRT	VCR A/V PROD SYS UPGRADE - GRAPHICS AND RECORDING	0.00	0.00	20,000

3008-134-00000-52050	IT ERP - TOOL&NON-CAPITAL	9,384	180,907	764	180,907	10,000	10,000

Budget Worksheet

Division: 134 - ISD/Cable TV

	2021-2022 Actual	2022-2023 Budget	2022-2023 YTD Actual	Defined Budgets: 2022-2023 CY Estimate	Defined Budgets: 2023-2024 Recommended	Defined Budgets: 2023-2024 Adopted-PRT

BUDGET NOTES

BUDGET CODE	SUBJECT	DESCRIPTION
ADOPTED-PRT	SERVER INFRASTRUCTURE UPGRADE DUE 22	THE CURRENT PRIMARY VIRTUALIZATION HOST SERVERS AND STORAGE SYSTEM WILL BE EOL AND NO LONGER SUPPORTED IN AUGUST OF 2023. THESE SERVERS CURRENTLY RUN THE ENTIRE CITY BACKEND INFRASTRUCTURE AND ARE RELIED UPON FOR DAY TO DAY OPERATIONS. AN UPGRADED OR REPLACEMENT SYSTEM WILL NEED TO BE SPECIFIED AND PROCURED BEFORE AUGUST OF 2023

BUDGET DETAIL

BUDGET CODE	DESCRIPTION	UNITS	PRICE	AMOUNT
ADOPTED-PRT	STAFF COMPUTERS (REPLACEMENT)	0.00	0.00	10,000

		2021-2022 Actual	2022-2023 Budget	2022-2023 YTD Actual	2022-2023 CY Estimate	2023-2024 Recommended	2023-2024 Adopted-PRT
9000-134-00000-51000	ISD/CABLE - CONTRACTUAL SVC	227,031	479,860	347,564	414,660	406,925	406,925

BUDGET NOTES

BUDGET CODE	SUBJECT	DESCRIPTION
ADOPTED-PRT	EMAIL ARCHIVER MAINTENANCE	3 YEAR TERM RENEWAL FY23/24
ADOPTED-PRT	MDM MANAGEMENT	MOBILE DEVICE MANAGEMENT PLATFORM RENEWAL ENDS FY24/25
ADOPTED-PRT	MICROSOFT SERVER LICENCING	3 YEAR TERM TERM RENEWAL 23/24
ADOPTED-PRT	PENDING NETWORK REDESIGN	NETWORK EQUIPMENT(SWITCH) MAINTENANCE & SUPPORT

BUDGET DETAIL

BUDGET CODE	DESCRIPTION	UNITS	PRICE	AMOUNT
ADOPTED-PRT	AAC-COMPUTER LAB SOFTWARE	0.00	0.00	700
ADOPTED-PRT	ADOBE CC PUBLISHING SOFTWARE - ANNUAL LICENSE	0.00	0.00	5,500
ADOPTED-PRT	ANTIVIRUS SUPPORT	0.00	0.00	18,000
ADOPTED-PRT	AUTOCAD SOFTWARE LICENSE	4.00	460.00	1,840
ADOPTED-PRT	BLUEBEAM PLAN MANAGEMENT	0.00	0.00	5,000
ADOPTED-PRT	CABLE TV MONITORING SERVICES	0.00	0.00	2,000
ADOPTED-PRT	CABLING SERVICES INCLUDING EMERGENCY REQUESTS	0.00	0.00	10,000
ADOPTED-PRT	CHARTER DARK FIBER LEASE	12.00	2,000.00	24,000
ADOPTED-PRT	CLOUD BACKUP SOFTWARE LICENSE & SUPPORT	0.00	0.00	6,000
ADOPTED-PRT	DOCUSIGN ELECTRONIC SIGNATURES SYSTEM	0.00	0.00	5,000
ADOPTED-PRT	EMAIL MESSAGE ARCHIVER MAINTANCE	0.00	0.00	3,300
ADOPTED-PRT	EMAIL SECURITY (SPAM FILTER) SUPPORT	0.00	0.00	6,000
ADOPTED-PRT	EMERGENCY IT SERVICES	0.00	0.00	10,000
ADOPTED-PRT	EMPLOYEE ONLINE APPLICATION SYSTEM	0.00	0.00	3,000
ADOPTED-PRT	EXECUTIME TIME & ATTENDANCE MAINTENANCE + UPGRADE	0.00	0.00	11,500
ADOPTED-PRT	FAX SERVER MAINTENANCE	0.00	0.00	3,600
ADOPTED-PRT	FIBER INTERNET SERVICE PRIMARY	12.00	1,300.00	15,600
ADOPTED-PRT	FIBER PHONE SERVICE/SECONDARY INTERNET	12.00	1,700.00	20,400
ADOPTED-PRT	FIREWALL SUPPORT	0.00	0.00	8,500
ADOPTED-PRT	FIREWALL WEB FILTERING SUBSCRIPTION AND SUPPORT	0.00	0.00	5,500
ADOPTED-PRT	GIS AERIAL IMAGERY	0.00	0.00	7,500

Budget Worksheet

Division: 134 - ISD/Cable TV		2021-2022 Actual	2022-2023 Budget	2022-2023 YTD Actual	Defined Budgets 2022-2023 CY Estimate	2023-2024 Recommended	2023-2024 Adopted-PRT
ADOPTED-PRT	GIS SERVICE - INTEGRATION WITH CITY PERMIT - HOSTE		0.00	0.00			1,600
ADOPTED-PRT	GRANICUS PUBLIC MEETING SOFTWARE ANNUAL SERVICE		0.00	0.00			21,700
ADOPTED-PRT	IT HELPDESK SOFTWARE		0.00	0.00			3,000
ADOPTED-PRT	LASERFICHE DOCUMENT ARCHIVE MAINTENANCE		0.00	0.00			10,000
ADOPTED-PRT	LINKEDIN LEARNING EMPLOYEE ONLINE TRAINING		0.00	0.00			1,850
ADOPTED-PRT	MERAKI MOBILE DEVICE MANAGEMENT (MDM)		0.00	0.00			3,000
ADOPTED-PRT	MS OFFICE LICENSES		0.00	0.00			27,550
ADOPTED-PRT	NETWORK HARDWARE MAINTENANCE SUPPORT		0.00	0.00			8,000
ADOPTED-PRT	NOBEL GIS SERVICE - HOSTED STAFF/PUBLIC ACCESS		0.00	0.00			23,285
ADOPTED-PRT	PDF FILE CREATION TOOLS LICENSE		0.00	0.00			4,500
ADOPTED-PRT	PDQ REMOTE PC MANAGEMENT		2.00	950.00			1,900
ADOPTED-PRT	SERVER HOST HARDWARE MAINTENANCE		0.00	0.00			6,500
ADOPTED-PRT	SOCIAL MEDIA ARCHIVING SERVICES		0.00	0.00			6,500
ADOPTED-PRT	SSL CERTIFICATE FOR WEB SERVICES		0.00	0.00			900
ADOPTED-PRT	TELEPHONE SUPPORT & MAINTENANCE		0.00	0.00			8,500
ADOPTED-PRT	TYLER ENERGOV ADDITIONAL SUPPORT PACKAGE		0.00	0.00			20,000
ADOPTED-PRT	TYLER ENERGOV PERMITTING SYSTEM MAINTENANCE		0.00	0.00			17,400
ADOPTED-PRT	TYLER INCODE FINANCIAL SYSTEM MAINTENANCE		0.00	0.00			37,000
ADOPTED-PRT	VEHICLE TRACKING SYSTEM MAINTENANCE		12.00	450.00			5,400
ADOPTED-PRT	VMWARE LICENSE MAINTENANCE		0.00	0.00			9,000
ADOPTED-PRT	WEBSITE DOMAIN NAME RENEWAL		0.00	0.00			500
ADOPTED-PRT	WEBSITE HOSTING + ADDITIONAL SITES		0.00	0.00			6,100
ADOPTED-PRT	WEBSITE UTILITIES SERVICES		0.00	0.00			6,200
ADOPTED-PRT	ZOOM MEETING/WEBINAR LICENSE		12.00	300.00			3,600
9000-134-00000-51550	ISD/CABLE - EMPL CONTINUE EDUC & DEVT	2,729	5,000	3,535	5,000	5,000	5,000
BUDGET DETAIL							
BUDGET CODE	DESCRIPTION		UNITS	PRICE			AMOUNT
ADOPTED-PRT	CITYWIDE ONLINE COMPUTER TRAINING		0.00	0.00			1,725
ADOPTED-PRT	LASERFICHE CONFERENCE		0.00	0.00			1,200
ADOPTED-PRT	LODGING, MILEAGE & PER DIEM		0.00	0.00			775
ADOPTED-PRT	MEMBERSHIP & DUES MISAC		0.00	0.00			300
ADOPTED-PRT	MISAC MEMBERSHIP & CONFERENCE		0.00	0.00			1,000
9000-134-00000-51560	ISD/CABLE - TRAVEL COSTS	30	200	0	200	200	200
BUDGET DETAIL							
BUDGET CODE	DESCRIPTION		UNITS	PRICE			AMOUNT
ADOPTED-PRT	MILEAGE		0.00	0.00			200
9000-134-00000-52020	ISD/CABLE - OFFICE SUPPLIES	7,524	10,000	8,139	10,000	10,000	10,000

Budget Worksheet

Division: 134 - ISD/Cable TV		2021-2022 Actual	2022-2023 Budget	2022-2023 YTD Actual	Defined Budgets 2022-2023 CY Estimate	2023-2024 Recommended	2023-2024 Adopted-PRT
BUDGET DETAIL							
BUDGET CODE	DESCRIPTION		UNITS	PRICE			AMOUNT
ADOPTED-PRT	MISC COMPUTER SUPPLIES, TONER & OFFICE SUPPLIES		0.00	0.00			10,000
9000-134-00000-52030	ISD/CABLE - POSTAGE	204	100	259	260	100	100
BUDGET DETAIL							
BUDGET CODE	DESCRIPTION		UNITS	PRICE			AMOUNT
ADOPTED-PRT	MISC POSTAGE		0.00	0.00			100
9000-134-00000-52050	ISD/CABLE - TOOL&NON-CAPITAL EQUIP	1,259	1,000	255	1,000	1,000	1,000
BUDGET DETAIL							
BUDGET CODE	DESCRIPTION		UNITS	PRICE			AMOUNT
ADOPTED-PRT	SMALL MISC TOOLS		0.00	0.00			1,000
9000-134-00000-56000	ISD/CABLE - OVERHEAD ALLOCATE	(238,777)	(435,660)	0	(431,120)	(423,225)	(423,225)
	Division: 134 - ISD/Cable TV Total:	**291,713**	**567,498**	**665,447**	**506,998**	**346,785**	**363,165**

Fiscal Year 2023/24

Successor Agency to the Redevelopment Agency of the City of Moorpark

Division: 621

The Redevelopment Agency of the City of Moorpark (the "Redevelopment Agency") was dissolved by the enactment of ABx1 26 (the "Dissolution Act"). The City of Moorpark elected to become the Successor Agency to the Redevelopment Agency (the "Successor Agency"). The Successor Agency is responsible for winding down the Agency's affairs and disposing of the real property in accordance with the requirements of the Dissolution Act and AB 1484. The Oversight Board to the Successor Agency (the "Oversight Board") approves all actions of the Successor Agency. Until June 30, 2018, the Oversight Board's membership included representatives from the County of Ventura, the City of Moorpark and other agencies as required under the Dissolution Act. However, on July 1, 2018, the Oversight Board was consolidated into one oversight board to oversee the activities of all 11 Successor Agencies in the County of Ventura.

AB 1484 requires the Successor Agency to prepare a Long Range Property Management Plan (the "Plan") for the disposal of the Redevelopment Agency properties. The Plan was approved by the State Department of Finance (the "DOF") on February 12, 2015. Below is a list of properties included in the Plan and their proposed disposition:

Address	Disposition	Address	Disposition
347 Moorpark Avenue	Future Development	**610 Spring Road**	Governmental Use
467 High Street	Future Development	**Veteran's Memorial Park (Spring Road)**	Governmental Use
450 High Street	Governmental Use	**100 High Street**	Governmental Use
Various (part of 192 High Street)	Future Development	**Post Office/Downtown parking lot**	Governmental Use
Various (part of 192 High Street)	Governmental Use	**627 Fitch Avenue**	Governmental Use
Princeton Avenue (Lots 69-82)	Future Development	**661 Moorpark Ave**	Governmental Use
33 E. High Street	Governmental Use	**83 W. High St**	Governmental Use
47 W. High Street	Governmental Use	**45 E. High St**	Governmental Use
Part of Civic Center	Governmental Use		

Budget Worksheet

Division: 621 - Successor Redevt Agency		2021-2022 Actual	2022-2023 Budget	2022-2023 YTD Actual	Defined Budgets 2022-2023 CY Estimate	2023-2024 Recommended	2023-2024 Adopted-PRT
Division: 621 - Successor Redevt Agency							
1000-621-00000-50020	SARA - SALARIES (FT)	83,864	89,200	87,070	89,200	80,573	85,342
1000-621-00000-50030	SARA - SALARIES (PT)	1,114	0	0	0	0	0
1000-621-00000-50100	SARA - BILINGUAL PAY	48	125	189	125	125	125
1000-621-00000-50110	SARA - LONGEVITY PAY	437	484	388	484	419	448
1000-621-00000-50200	SARA - MEDICAL HLTH INSUR	12,430	19,253	19,274	19,253	17,963	17,963
1000-621-00000-50210	SARA - DENTAL INSUR	1,031	1,113	1,218	1,113	1,061	1,061
1000-621-00000-50220	SARA - VISION INSUR	158	217	238	217	196	196
1000-621-00000-50230	SARA - ST/LT DISABILITY INSUR	233	482	487	482	436	462
1000-621-00000-50240	SARA - EMPLOYEE ASST PROGR	15	0	0	0	0	0
1000-621-00000-50250	SARA - WORKERS COMP INSUR	1,963	2,180	2,180	2,180	1,959	1,960
1000-621-00000-50270	SARA - TERM LIFE INSUR	136	158	161	158	145	145
1000-621-00000-50300	SARA - PERS CONTRIBUTIONS	11,094	14,362	12,131	14,362	11,437	12,057
1000-621-00000-50310	SARA - PT RETIREMENT CONTRIB	42	0	0	0	0	0
1000-621-00000-50320	SARA - FT DEFER COMP	1,754	2,160	1,967	2,160	1,959	2,062
1000-621-00000-50400	SARA - MEDICARE	1,298	1,361	1,310	1,361	1,243	1,315
1000-621-00000-50500	SARA - AUTO ALLOWANCE	570	681	511	681	681	681
1000-621-00000-50510	SARA - CELLULAR PHONES/ALLOW	177	202	163	202	202	202
1000-621-00000-51000	SARA - CONTRACTUAL SVC	14,462	37,806	610	37,806	37,806	37,806
BUDGET DETAIL							
BUDGET CODE	DESCRIPTION		UNITS	PRICE			AMOUNT
ADOPTED-PRT	ANNUAL AUDIT SERVICES		0.00	0.00			4,500
ADOPTED-PRT	APPRAISAL SERVICES		0.00	0.00			21,000
ADOPTED-PRT	BOND ARBITRAGE CALCULATIONS		0.00	0.00			5,500
ADOPTED-PRT	BOND COUNSEL		0.00	0.00			5,000
ADOPTED-PRT	IMPORTED BUDGET ADJUSTMENT: AMENDMENT #2 TASKS 1-2		0.00	0.00			611
ADOPTED-PRT	IMPORTED BUDGET ADJUSTMENT: TASKS 1-3 REIMBURSABLE		0.00	0.00			1,195
1000-621-00000-51040	SARA - LEGAL SVC	347	10,000	0	10,000	10,000	10,000
1000-621-00000-51200	SARA - PRINT & AD SVC	0	4,000	0	4,000	4,000	4,000
BUDGET DETAIL							
BUDGET CODE	DESCRIPTION		UNITS	PRICE			AMOUNT
ADOPTED-PRT	ADVERTISING		0.00	0.00			2,000

Budget Worksheet

Division: 621 - Successor Redevt Agency		2021-2022 Actual	2022-2023 Budget	2022-2023 YTD Actual	Defined Budgets 2022-2023 CY Estimate	2023-2024 Recommended	2023-2024 Adopted-PRT
ADOPTED-PRT	PRINTING		0.00	0.00			2,000
1000-621-00000-52030	SARA - POSTAGE	0	250	0	250	250	250
1000-621-00000-56200	SARA - PROP TAX & SBA	164	82	85	82	82	82
BUDGET DETAIL							
BUDGET CODE	DESCRIPTION		UNITS	PRICE			AMOUNT
ADOPTED-PRT	PARKS SBA - 47 W HIGH ST (APN 5110050080)		0.00	0.00			66
ADOPTED-PRT	PARKS SBA - 47-51 W HIGH ST (APN 5110050090)		0.00	0.00			4
ADOPTED-PRT	PARKS SBA - 83 W HIGH ST (APN 5110050175)		0.00	0.00			12
1000-621-R0180-56200	VET MEMORIAL PK - PROP TAX & SBA	0	66	0	66	66	66
BUDGET DETAIL							
BUDGET CODE	DESCRIPTION		UNITS	PRICE			AMOUNT
ADOPTED-PRT	PARKS SBA - VETERANS MEMORIAL PK (APN 5120174015)		0.00	0.00			66
7101-621-00000-51000	SARA - CONTRACTUAL SVC	12,572	50,000	9,225	50,000	50,000	50,000
BUDGET DETAIL							
BUDGET CODE	DESCRIPTION		UNITS	PRICE			AMOUNT
ADOPTED-PRT	BANK SERVICE CHARGES		0.00	0.00			10,000
ADOPTED-PRT	BNY TRUSTEE/ADMIN SERVICES		0.00	0.00			20,000
ADOPTED-PRT	UFI BOND DISCLOSURE/CONSULTING SERVICES		0.00	0.00			20,000
7101-621-00000-56100	SARA - COST PLAN CHRG	125,000	125,000	125,000	125,000	125,000	125,000
	Division: 621 - Successor Redevt Agency Total:	**268,907**	**359,182**	**262,215**	**359,182**	**345,603**	**351,223**
	Report Total:	**17,122,844**	**5,847,975**	**5,149,738**	**5,731,977**	**5,419,426**	**5,509,424**

Central Services
(Division 159)

The Central Services Division is responsible for the procurement of materials, supplies, equipment, and services at the lowest possible cost that will result in obtaining the maximum value expended.

The divisional purchases consist of the costs of central services or support functions shared across city departments. They may include communication, insurance, leased equipment, office supplies, printing, postage, utilities, etc. Typically, such services are initially paid through this division and then reasonably and equitably charged back to the departments that directly benefited from them based on Full-Time Equivalent (FTE) employees. The actual number of FTE per department as of February 2023 is:

Departments	FTEs
City Manager's Office	9.70
Finance	7.68
Community Development	8.00
Public Works	11.73
Parks, Recreation & Community Services	23.67
TOTAL	**60.78**

Budget Worksheet

Division: 159 - Central Services		2021-2022 Actual	2022-2023 Budget	2022-2023 YTD Actual	Defined Budgets 2022-2023 CY Estimate	2023-2024 Recommended	2023-2024 Adopted-PRT
Division: 159 - Central Services							
9000-159-00000-50250	CENTRL SV - WORKERS COMP INSUR	0	0	0	0	0	0
9000-159-00000-50260	CENTRL SV - UNEMPLOYMENT INSUR	0	0	1,174	0	0	0
9000-159-00000-51200	CENTRL SV - PRINT & AD SVC	9,694	8,960	6,762	8,960	8,960	8,960

BUDGET DETAIL

BUDGET CODE	DESCRIPTION	UNITS	PRICE	AMOUNT
ADOPTED-PRT	PRINT & AD SRVC (INCLUDING BDGT BKS)	0.00	0.00	8,960

9000-159-00000-51210	CENTRL SV - EQUIP MAINT SVC	682	1,055	81	1,055	1,055	1,055

BUDGET DETAIL

BUDGET CODE	DESCRIPTION	UNITS	PRICE	AMOUNT
ADOPTED-PRT	POSTAGE MACHINE MAINT/SUPPLIES	0.00	0.00	1,000
ADOPTED-PRT	VENTURA COUNTY RADIO REPEATER ACCESS SRVCS	0.00	0.00	55

9000-159-00000-51500	CENTRL SV - INSURANCE&BOND PREM	551,946	580,400	572,800	580,400	658,916	658,916

BUDGET NOTES

BUDGET CODE	SUBJECT	DESCRIPTION
ADOPTED-PRT	EARTHQUAKE & FLOOD INSURANCE	COVERAGE: REFER TO CJPIA PROPERTY SCHEDULE.

BUDGET DETAIL

BUDGET CODE	DESCRIPTION	UNITS	PRICE	AMOUNT
ADOPTED-PRT	ADMINISTRATIVE FEE	0.00	0.00	10,000
ADOPTED-PRT	EARTHQUAKE & FLOOD INSURANCE	0.00	0.00	267,000
ADOPTED-PRT	EMPLOYEE CRIME BOND INSURANCE	0.00	0.00	2,000
ADOPTED-PRT	ENVIRONMENTAL POLLUTION	0.00	0.00	3,500
ADOPTED-PRT	GENERAL LIABILITY INSURANCE	0.00	0.00	272,716
ADOPTED-PRT	MECHANICAL BREAKDOWN	0.00	0.00	2,700
ADOPTED-PRT	PROPERTY INSURANCE	0.00	0.00	85,000
ADOPTED-PRT	SPECIAL EVENTS	0.00	0.00	5,000
ADOPTED-PRT	VEHICLE INSURANCE / DAMAGES	0.00	0.00	11,000

9000-159-00000-52020	CENTRL SV - OFFICE SUPPLIES	14,799	13,320	14,189	13,320	16,857	16,857

BUDGET DETAIL

BUDGET CODE	DESCRIPTION	UNITS	PRICE	AMOUNT
ADOPTED-PRT	COPIER SUPPLIES	0.00	0.00	550
ADOPTED-PRT	COPIER USAGE (INCLUDING COLOR)	0.00	0.00	11,707
ADOPTED-PRT	OFFICE SUPPLIES	0.00	0.00	4,600

9000-159-00000-52030	CENTRL SV - POSTAGE	450	14,220	1,429	14,220	4,000	4,000

Budget Worksheet

Division: 159 - Central Services		2021-2022 Actual	2022-2023 Budget	2022-2023 YTD Actual	Defined Budgets 2022-2023 CY Estimate	2023-2024 Recommended	2023-2024 Adopted-PRT
BUDGET DETAIL							
BUDGET CODE	DESCRIPTION		UNITS	PRICE			AMOUNT
ADOPTED-PRT	POSTAGE		0.00	0.00			3,280
ADOPTED-PRT	POSTAGE METER RENTAL		4.00	180.00			720
9000-159-00000-52050	CENTRL SV - TOOL&NON-CAPITAL EQUIP	5,967	6,100	3,704	6,100	7,000	7,000
BUDGET DETAIL							
BUDGET CODE	DESCRIPTION		UNITS	PRICE			AMOUNT
ADOPTED-PRT	BREAKROOM SUPPLIES		0.00	0.00			7,000
9000-159-00000-53100	CENTRL SV - RENTAL EXPENSE	22,304	23,400	26,458	23,400	23,400	23,400
BUDGET DETAIL							
BUDGET CODE	DESCRIPTION		UNITS	PRICE			AMOUNT
ADOPTED-PRT	COPIER LEASES (ADM, CH, FRONT CTR, HR, MPSF, AVRC)		12.00	1,900.00			22,800
ADOPTED-PRT	COPIER LEASES ANNUAL PROPERTY TAXES		0.00	0.00			600
9000-159-00000-54010	CENTRL SV - ELECTRICITY	48,846	47,000	52,096	47,000	59,000	59,000
BUDGET DETAIL							
BUDGET CODE	DESCRIPTION		UNITS	PRICE			AMOUNT
ADOPTED-PRT	ELECTRICITY		0.00	0.00			59,000
9000-159-00000-54030	CENTRL SV - WATER & SEWAGE	2,344	2,320	2,420	2,320	3,000	3,000
BUDGET DETAIL							
BUDGET CODE	DESCRIPTION		UNITS	PRICE			AMOUNT
ADOPTED-PRT	WATER & SEWAGE		0.00	0.00			3,000
9000-159-00000-54040	CENTRL SV - COMMUNICATION SVC	15,705	17,006	17,446	17,006	18,000	18,000
BUDGET DETAIL							
BUDGET CODE	DESCRIPTION		UNITS	PRICE			AMOUNT
ADOPTED-PRT	CITYWIDE TELEPHONE SRVC (AT&T CALNET3)		0.00	0.00			16,424
ADOPTED-PRT	COMMUNITY ANSWERING SRVC		0.00	0.00			1,540
ADOPTED-PRT	PAY PHONES INV PROC FEE (PTS COMMUNICATIONS)		0.00	0.00			36
9000-159-00000-56000	CENTRL SV - OVERHEAD ALLOCATE	(673,248)	(713,781)	0	(713,781)	(800,188)	(800,188)
	Division: 159 - Central Services Total:	**(512)**	**0**	**698,563**	**0**	**0**	**0**

Non-Departmental
Division: 000

The Non-Departmental Division, also known as the Debt Services Division, is responsible for management and administration of debt and other financing obligations issued by the City of Moorpark.

Budget Worksheet

Division: 000 - UNALLOCATED/NON-DIVISION		2021-2022 Actual	2022-2023 Budget	2022-2023 YTD Actual	Defined Budgets 2022-2023 CY Estimate	2023-2024 Recommended	2023-2024 Adopted-PRT
Division: 000 - UNALLOCATED/NON-DIVISION							
1000-000-00000-51820	GF - DOUBTFUL ACCOUNTS	4,052	0	0	0	0	0
1000-000-00000-59010	GF - TFER TO OTH FUNDS	4,597,039	0	0	0	0	0
2123-000-00000-50020	HSNG SA - SALARIES (FT)	0	21,551	20,751	21,551	22,435	24,006
2123-000-00000-50110	HSNG SA - LONGEVITY PAY	0	519	415	519	449	480
2123-000-00000-50200	HSNG SA - MEDICAL HLTH INSUR	0	3,907	3,830	3,907	4,454	4,454
2123-000-00000-50210	HSNG SA - DENTAL INSUR	0	267	252	267	283	283
2123-000-00000-50220	HSNG SA - VISION INSUR	0	55	50	55	55	55
2123-000-00000-50230	HSNG SA - ST/LT DISABILITY INSUR	0	116	74	116	121	130
2123-000-00000-50250	HSNG SA - WORKERS COMP INSUR	0	527	527	527	546	551
2123-000-00000-50270	HSNG SA - TERM LIFE INSUR	0	29	26	29	29	29
2123-000-00000-50300	HSNG SA - PERS CONTRIBUTIONS	0	4,850	4,811	4,850	4,639	4,963
2123-000-00000-50320	HSNG SA - FT DEFER COMP	0	441	422	441	458	490
2123-000-00000-50400	HSNG SA - MEDICARE	0	329	318	329	347	371
2123-000-00000-50510	HSNG SA - CELLULAR PHONES/ALLOW	0	81	80	81	81	81
2123-000-00000-57010	HSNG SA - BOND PRINCIPAL	5,761	130,000	20,000	20,000	20,000	20,000
2123-000-00000-57020	HSNG SA - BOND INTEREST	23,400	9,720	903	9,720	9,720	9,720
2800-000-00000-59010	ARPA - TFER TO OTH FUNDS	0	0	0	150,000	0	0
2910-000-00000-59010	JPA MWPRC FUND - TFER TO OTH FUNDS	0	0	41,000	0	0	0
3004-000-00000-59010	SPEC PR0J - TFER TO OTH FUNDS	7,076,997	0	0	0	0	0
7100-000-00000-51000	SA OBL RETIRE - CONTRACT SERVICES	0	0	0	0	0	0
7100-000-00000-59010	SA OBL RETIRE - TFER TO OTH FUNDS	1,478,836	1,517,635	1,393,936	1,517,635	1,522,823	1,522,823

BUDGET DETAIL

BUDGET CODE	DESCRIPTION	UNITS	PRICE	AMOUNT
ADOPTED-PRT	2014 BONDS	0.00	0.00	998,610
ADOPTED-PRT	2016 BONDS	0.00	0.00	349,213
ADOPTED-PRT	ECONOMIC DEVELOPMENT	0.00	0.00	175,000

7101-000-00000-59010	SA ECON DEV - TFER TO OTH FUNDS	641,841	0	0	0	0	0
7109-000-00000-51000	SA-DS 14 - CONTRACTUAL SVC	30,000	0	0	0	0	0
7109-000-00000-57010	SA-DS 14 - BOND PRINCIPAL	700,000	720,000	720,000	720,000	735,000	735,000

Budget Worksheet

Division: 000 - UNALLOCATED/NON-DIVISION		2021-2022 Actual	2022-2023 Budget	2022-2023 YTD Actual	Defined Budgets 2022-2023 CY Estimate	2023-2024 Recommended	2023-2024 Adopted-PRT
BUDGET DETAIL							
BUDGET CODE	DESCRIPTION		UNITS	PRICE			AMOUNT
ADOPTED-PRT	PRINCIPAL DUE 10/1/2023		0.00	0.00			735,000
7109-000-00000-57020	SA-DS 14 - BOND INTEREST	341,664	282,023	234,781	282,023	263,610	263,610
BUDGET DETAIL							
BUDGET CODE	DESCRIPTION		UNITS	PRICE			AMOUNT
ADOPTED-PRT	BOND INTEREST DUE 10/1/2023		0.00	0.00			135,611
ADOPTED-PRT	BOND INTEREST DUE 4/1/2024		0.00	0.00			127,999
7109-000-00000-57050	SA-DS 14 - AMORT DEFER BOND CHRGS	(24,836)	0	(24,835)	0	0	0
7109-000-00000-57990	SA-DS 14 - CONTRA ACCT -DS PRINCIPAL	(700,000)	0	(720,000)	0	0	0
7111-000-00000-57010	SA-DS 16 BOND PRINCIPAL	45,000	40,000	40,000	40,000	50,000	50,000
BUDGET DETAIL							
BUDGET CODE	DESCRIPTION		UNITS	PRICE			AMOUNT
ADOPTED-PRT	BOND PRINCIPAL DUE 10/1/2023		0.00	0.00			50,000
7111-000-00000-57020	SA-DS 16 BOND INTEREST	301,356	300,613	300,418	300,613	299,213	299,213
BUDGET DETAIL							
BUDGET CODE	DESCRIPTION		UNITS	PRICE			AMOUNT
ADOPTED-PRT	BOND INTEREST DUE 10/1/2023		0.00	0.00			150,106
ADOPTED-PRT	BOND INTEREST DUE 4/1/2024		0.00	0.00			149,106
7111-000-00000-57050	SA-DS 16 AMORT DEFER BOND CHRGS	9,129	0	9,128	0	0	0
7111-000-00000-57990	SA-DS 16 CONTRA ACCT DS PRINCIPAL	(45,000)	0	(40,000)	0	0	0
7199-000-00000-59010	SA - TFER TO OTH FUNDS	641,841	0	0	0	0	0
	Division: 000 - UNALLOCATED/NON-DIVISION Total:	**15,127,078**	**3,032,662**	**2,006,893**	**3,072,662**	**2,934,262**	**2,936,258**


MOORPARK CALIFORNIA
INCORPORATED JULY 1 1983

Community Development Department
(Department 160)

The Department is comprised of five functional divisions: Administration, Building & Safety, Code Compliance, Housing, Planning, and Economic Development. The Department serves as staff to the five-member, City Council appointed Planning Commission. The Commission is responsible for development reviews of various entitlement requests and advises the City Council on matters related to the General Plan, Zoning Ordinance, capital improvement programs, and overall community development.

The Commission also acts as the Historical Preservation Commission, advising the City Council on matters regarding building preservation and preservation of other historical features. Department staff are responsible for advance planning activities, monitoring and reviewing projects outside of the City that impact Moorpark, environmental analysis, and providing opportunities for economic development.

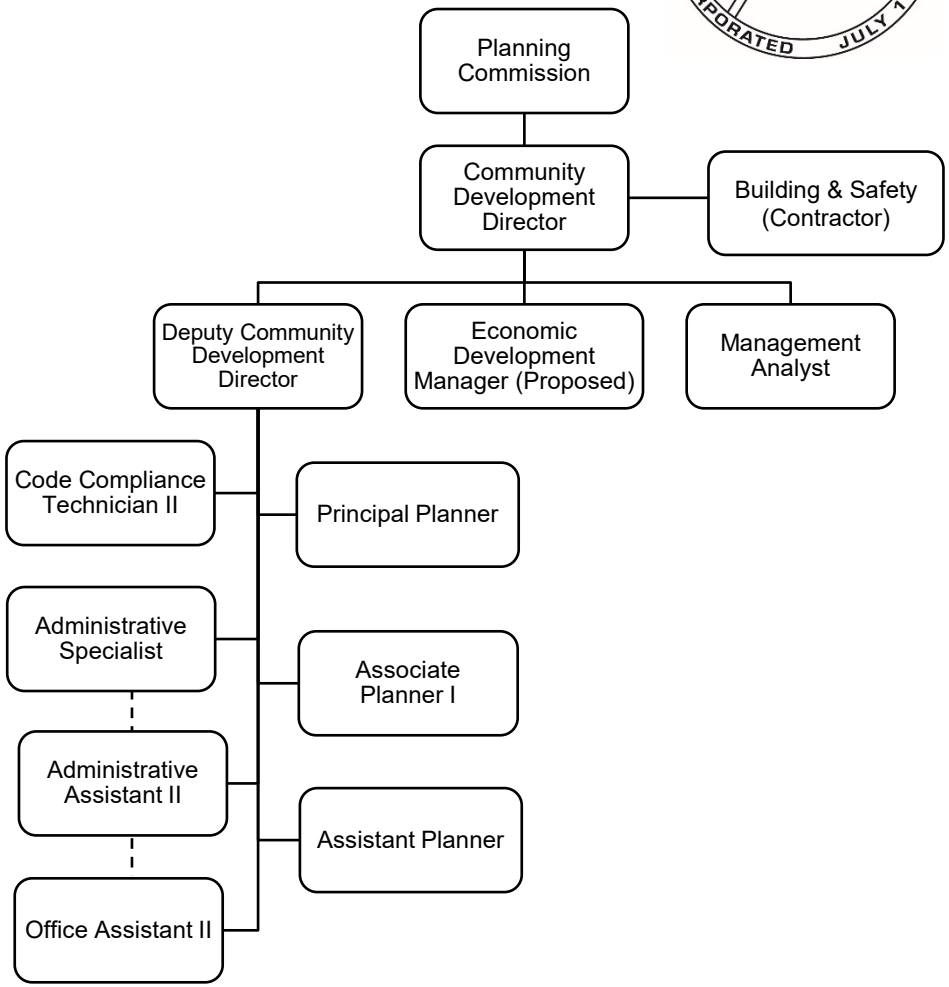

Expense and Staffing History
Community Development

Community Development	2022/23 Estimated	2023/24 Adopted
Personnel Costs	1,624,635	1,675,270
Operations and Maintenance	2,079,361	1,555,190
Capital Outlay	-	-
Debt Service	-	-
Other	2,062,022	1,452,088
Total Expenses	**$5,766,017**	**$4,682,548**

Department Staffing	2022/23	2023/24
Community Development Director	1.00	1.00
Deputy Community Development Director	1.00	1.00
Administrative Assistant II	1.00	1.00
Administrative Specialist	1.00	1.00
Assistant Planner	1.00	1.00
Associate Planner I/II	1.00	1.00
Code Compliance Technician II	1.00	1.00
Economic Devt Manager	0.00	1.00
Management Analyst	1.00	1.00
Office Assistant II	1.00	1.00
Principal Planner	1.00	1.00
Program Manager	1.00	0.00
Total Budgeted Positions	**11.00**	**11.00**

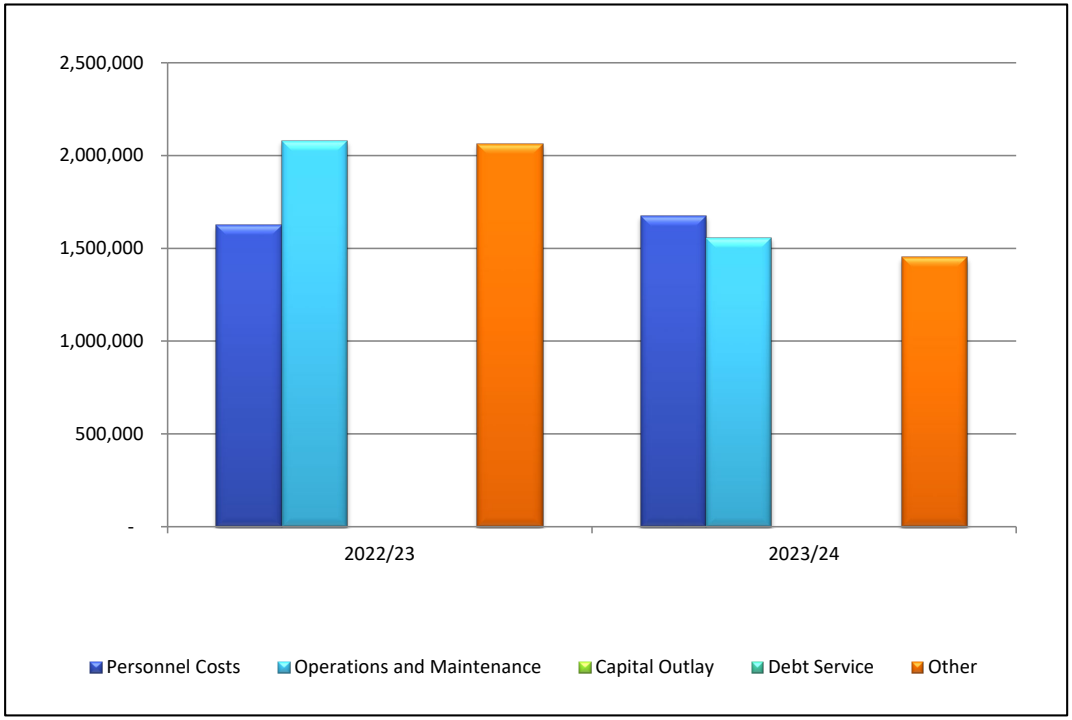

Community Development Administration
(Division 160)

The Administration division is responsible for management oversight and general support for department operations, including administrative support to all divisions, records and data management, budget preparation and monitoring, and public counter operations. The division also coordinates the activities of the Planning Commission and City Council Community and Economic Development Standing Committee.

Budget Worksheet

Division: 160 - CDD Administration		2021-2022 Actual	2022-2023 Budget	2022-2023 YTD Actual	Defined Budgets 2022-2023 CY Estimate	2023-2024 Recommended	2023-2024 Adopted-PRT
Division: 160 - CDD Administration							
1000-160-00000-50020	CDD ADM - SALARIES (FT)	51,369	51,206	51,387	51,206	50,232	53,748
1000-160-00000-50100	CDD ADM - BILINGUAL PAY	835	832	835	832	832	832
1000-160-00000-50110	CDD ADM - LONGEVITY PAY	1,236	1,256	1,260	1,256	1,256	1,344
1000-160-00000-50200	CDD ADM - MEDICAL HLTH INSUR	17,161	20,189	18,672	20,189	21,969	21,969
1000-160-00000-50210	CDD ADM - DENTAL INSUR	645	601	618	601	637	637
1000-160-00000-50220	CDD ADM - VISION INSUR	117	137	137	137	137	137
1000-160-00000-50230	CDD ADM - ST/LT DISABILITY INSUR	181	277	374	277	271	290
1000-160-00000-50240	CDD ADM - EMPLOYEE ASST PROGR	23	0	0	0	0	0
1000-160-00000-50250	CDD ADM - WORKERS COMP INSUR	1,116	1,252	1,252	1,252	1,222	1,234
1000-160-00000-50270	CDD ADM - TERM LIFE INSUR	111	116	115	116	116	116
1000-160-00000-50300	CDD ADM - PERS CONTRIBUTIONS	10,421	11,912	11,860	11,912	10,664	11,392
1000-160-00000-50320	CDD ADM - FT DEFER COMP	1,014	1,049	1,033	1,049	1,030	1,102
1000-160-00000-50400	CDD ADM - MEDICARE	819	840	800	840	826	879
1000-160-00000-59010	CDD ADM - TFER TO OTH FUNDS	998,058	1,117,622	0	1,541,029	812,582	872,028
2200-160-00000-50010	CDD ADM - HONORARIUMS	5,300	7,400	6,100	7,400	6,500	6,000
BUDGET NOTES							
BUDGET CODE	SUBJECT	DESCRIPTION					
ADOPTED-PRT	COMMISSIONERS	PLANNING COMMISSION MEETING COMPENSATION					
2200-160-00000-50020	CDD ADM - SALARIES (FT)	117,617	126,689	120,795	126,689	127,414	136,334
2200-160-00000-50040	CDD ADM - OVERTIME	161	0	117	0	0	0
2200-160-00000-50100	CDD ADM - BILINGUAL PAY	334	333	275	333	416	416
2200-160-00000-50110	CDD ADM - LONGEVITY PAY	210	213	214	213	213	228
2200-160-00000-50200	CDD ADM - MEDICAL HLTH INSUR	25,777	25,730	27,393	25,730	27,903	27,903
2200-160-00000-50210	CDD ADM - DENTAL INSUR	1,114	916	903	916	971	971
2200-160-00000-50220	CDD ADM - VISION INSUR	172	176	185	176	176	176
2200-160-00000-50230	CDD ADM - ST/LT DISABILITY INSUR	206	684	795	684	688	736
2200-160-00000-50240	CDD ADM - EMPLOYEE ASST PROGR	25	0	0	0	0	0
2200-160-00000-50250	CDD ADM - WORKERS COMP INSUR	2,817	3,245	3,245	3,245	3,246	3,268
2200-160-00000-50270	CDD ADM - TERM LIFE INSUR	214	233	228	233	233	233

Budget Worksheet

Division: 160 - CDD Administration		2021-2022 Actual	2022-2023 Budget	2022-2023 YTD Actual	Defined Budgets 2022-2023 CY Estimate	2023-2024 Recommended	2023-2024 Adopted-PRT
2200-160-00000-50300	CDD ADM - PERS CONTRIBUTIONS	17,295	16,501	12,572	16,501	11,732	12,545
2200-160-00000-50320	CDD ADM - FT DEFER COMP	2,579	2,937	2,779	2,937	2,968	3,177
2200-160-00000-50400	CDD ADM - MEDICARE	1,791	1,943	1,803	1,943	1,960	2,093
2200-160-00000-50500	CDD ADM - AUTO ALLOWANCE	1,325	1,674	1,680	1,674	1,674	1,674
2200-160-00000-50510	CDD ADM - CELLULAR PHONES/ALLOW	10	0	0	0	0	0
2200-160-00000-51000	CDD ADM - CONTRACTUAL SVC	13,056	6,500	20,241	7,528	6,500	6,500
BUDGET DETAIL							
BUDGET CODE	DESCRIPTION		UNITS	PRICE			AMOUNT
ADOPTED-PRT	MERCHANT CARD SVC FEES		0.00	0.00			6,000
ADOPTED-PRT	SHREDDING SVC		0.00	0.00			500
2200-160-00000-51200	CDD ADM - PRINT & AD SVC	1,934	2,000	2,019	2,000	2,000	2,000
2200-160-00000-51550	CDD ADM - EMPL CONTINUE EDUC & DEVT	5,390	6,450	5,783	4,650	5,080	5,080
BUDGET DETAIL							
BUDGET CODE	DESCRIPTION		UNITS	PRICE			AMOUNT
ADOPTED-PRT	APA MEMBERSHIP (CDD)		0.00	0.00			600
ADOPTED-PRT	APA/AICP MEMBERSHIP (DEPUTY CDD)		0.00	0.00			800
ADOPTED-PRT	CALED MEMBERSHIP (CDD)		0.00	0.00			100
ADOPTED-PRT	ICMA ANNUAL CONFERENCE (CDD)		0.00	0.00			2,000
ADOPTED-PRT	ICMA MEMBERSHIP (CDD & DEPUTY CDD)		2.00	200.00			400
ADOPTED-PRT	MMASC MEMBERSHIP (DEPUTY CDD)		0.00	0.00			90
ADOPTED-PRT	STAFF TRAINING (CDD, 3 ADMIN)		4.00	200.00			800
ADOPTED-PRT	VCLA LEADER LUNCHES		6.00	40.00			240
ADOPTED-PRT	WLG MEMBERSHIP (CDD)		0.00	0.00			50
2200-160-00000-51560	CDD ADM - TRAVEL COSTS	1,388	10,400	4,194	7,400	8,400	8,400
BUDGET DETAIL							
BUDGET CODE	DESCRIPTION		UNITS	PRICE			AMOUNT
ADOPTED-PRT	MISC MILEAGE REIMBURSEMENTS		0.00	0.00			400
ADOPTED-PRT	PLANNING COMMISSIONER TRAINING		0.00	0.00			8,000
2200-160-00000-52020	CDD ADM - OFFICE SUPPLIES	2,690	3,000	3,210	2,000	2,500	2,500
BUDGET DETAIL							
BUDGET CODE	DESCRIPTION		UNITS	PRICE			AMOUNT
ADOPTED-PRT	CDD SUPPLIES		0.00	0.00			1,500
ADOPTED-PRT	CODE COMPLIANCE SUPPLIES		0.00	0.00			300
ADOPTED-PRT	ECONOMIC DEVELOPMENT SUPPLIES		0.00	0.00			350

Budget Worksheet

Division: 160 - CDD Administration		2021-2022 Actual	2022-2023 Budget	2022-2023 YTD Actual	Defined Budgets 2022-2023 CY Estimate	2023-2024 Recommended	2023-2024 Adopted-PRT
ADOPTED-PRT	PLANNING SUPPLIES		0.00	0.00			350
2200-160-00000-52030	CDD ADM - POSTAGE	4,272	4,000	3,476	4,000	4,000	4,000
2200-160-00000-52050	CDD ADM - TOOL&NON-CAPITAL EQUIP	0	200	0	200	200	200
2200-160-00000-52990	CDD ADM - PUBL& SUBSCRIPT	0	500	0	250	300	300
2200-160-00000-56000	CDD ADM - OVERHEAD ALLOCATE	131,688	152,434	0	68,812	66,660	66,660
BUDGET DETAIL							
BUDGET CODE	DESCRIPTION		UNITS	PRICE			AMOUNT
ADOPTED-PRT	OH ALLOCATION - CENTRAL SVC		0.00	0.00			43,600
ADOPTED-PRT	OH ALLOCATION - INFO SYS		0.00	0.00			23,060
2200-160-00000-56100	CDD ADM - COST PLAN CHRG	517,930	520,993	520,993	520,993	580,060	580,060
	Division: 160 - CDD Administration Total:	**1,938,401**	**2,102,440**	**827,357**	**2,437,203**	**1,763,568**	**1,837,162**

Planning
Division: 161

The Planning Division of the Community Development Department is responsible for creating, preserving, and enhancing the City's natural and built environment though the updating and implementation of the General Plan (including Housing Element), Zoning Ordinances, adopted specific plans, subdivision regulations, California Environmental Quality Act, and other legislative requirements and initiatives. The Planning Division also provides support to the Planning Commission, General Plan Advisory Committee and City Council Community and Economic Development Committee. The activities of the Division are distinguished between current and advance planning. The work of the Planning Division is characterized by extensive community and stakeholder engagement.

Current planning activities focus on the review of development projects, condition compliance, and counter permits including:

- planned development permits
- subdivisions
- administrative permits
- sign permits
- variances
- film permits
- home occupation permits
- development agreements
- conditional use permits
- permit modifications and adjustments
- lot line adjustments/mergers
- zoning clearances
- temporary use permits
- bingo permits

Advance planning activities begin with the administration of the City's General Plan, including its Land Use, Circulation, Housing, Safety, Noise, Open Space, Conservation and Recreation Elements. Advance planning activities also include:

- preparing and maintaining demographic data and growth projections
- preparing and maintaining the City's Specific Plans
- maintaining and updating the City's zoning ordinance and zoning map
- Coordinating planning activities with state, regional, and partner agencies
- reviewing applications for general plan amendments, zone changes, and zoning ordinance amendments
- preparing special planning studies and reports
- monitoring development proposals outside the City
- Leveraging grant opportunities to fund the Division operations and work program

Budget Worksheet

Division: 161 - Planning & Zoning		2021-2022 Actual	2022-2023 Budget	2022-2023 YTD Actual	Defined Budgets 2022-2023 CY Estimate	2023-2024 Recommended	2023-2024 Adopted-PRT
Division: 161 - Planning & Zoning							
1000-161-00000-51040	PLANNING - LEGAL SVC	0	54,344	33,885	54,344	0	0
2018-161-00000-51000	PLANNING - CONTRACTUAL SVC	460,025	653,293	652,849	653,293	20,000	20,000
2200-161-00000-50020	PLANNING - SALARIES (FT)	450,811	544,976	458,180	544,976	510,392	546,120
2200-161-00000-50040	PLANNING - OVERTIME	2,497	2,000	2,831	2,500	2,500	2,500
2200-161-00000-50100	PLANNING - BILINGUAL PAY	1,019	1,248	404	1,248	520	520
2200-161-00000-50110	PLANNING - LONGEVITY PAY	1,091	1,558	160	1,558	160	171
2200-161-00000-50200	PLANNING - MEDICAL HLTH INSUR	75,893	89,496	86,928	89,496	113,910	113,910
2200-161-00000-50210	PLANNING - DENTAL INSUR	4,792	4,913	4,856	4,913	6,455	6,455
2200-161-00000-50220	PLANNING - VISION INSUR	781	995	983	995	1,227	1,227
2200-161-00000-50230	PLANNING - ST/LT DISABILITY INSUR	1,551	2,943	3,060	2,943	2,757	2,949
2200-161-00000-50240	PLANNING - EMPLOYEE ASST PROGR	101	0	0	0	0	0
2200-161-00000-50250	PLANNING - WORKERS COMP INSUR	11,303	13,326	13,326	13,326	12,415	12,543
2200-161-00000-50260	PLANNING - UNEMPLOYMENT INSUR	0	0	3,509	0	0	0
2200-161-00000-50270	PLANNING - TERM LIFE INSUR	676	823	736	823	823	823
2200-161-00000-50300	PLANNING - PERS CONTRIBUTIONS	74,840	100,296	78,667	100,296	72,272	77,300
2200-161-00000-50320	PLANNING - FT DEFER COMP	8,886	11,285	9,353	11,285	10,581	11,322
2200-161-00000-50400	PLANNING - MEDICARE	6,909	8,402	6,911	8,402	7,869	8,397
2200-161-00000-50500	PLANNING - AUTO ALLOWANCE	1,189	1,488	1,493	1,488	1,488	1,488
2200-161-00000-50510	PLANNING - CELLULAR PHONES/ALLOW	279	540	542	540	540	540
2200-161-00000-51000	PLANNING - CONTRACTUAL SVC	294,328	382,170	219,573	415,683	305,000	305,000

BUDGET DETAIL

BUDGET CODE	DESCRIPTION	UNITS	PRICE	AMOUNT
ADOPTED-PRT	BUSINESS REG HDL SOFTWARE MAINT	0.00	0.00	5,000
ADOPTED-PRT	CONTRACTUAL PLANNING SVCS	0.00	0.00	253,900
ADOPTED-PRT	COST ALLOCATION PLAN - CLEARSOURCE	0.00	0.00	7,600
ADOPTED-PRT	PLANNING SVCS - CIVIC SOLUTIONS	0.00	0.00	5,000
ADOPTED-PRT	PLANNING SVCS - INTERWEST CONSULT	0.00	0.00	5,000
ADOPTED-PRT	PROJECT FEASABILITY SVCS - KEYSER	0.00	0.00	28,500

2200-161-00000-51040	PLANNING - LEGAL SVC	36,828	32,000	61,486	32,000	35,000	35,000

Budget Worksheet

Division: 161 - Planning & Zoning		2021-2022 Actual	2022-2023 Budget	2022-2023 YTD Actual	Defined Budgets 2022-2023 CY Estimate	2023-2024 Recommended	2023-2024 Adopted-PRT
BUDGET NOTES							
BUDGET CODE	SUBJECT	DESCRIPTION					
ADOPTED-PRT	RQST	RETAINER & NON-RETAINER ATTORNEY FEES					
2200-161-00000-51200	PLANNING - PRINT & AD SVC	5,218	18,000	19,355	18,000	8,000	8,000
2200-161-00000-51550	PLANNING - EMPL CONTINUE EDUC & DEVT	5,060	4,115	3,760	4,115	5,685	5,685
BUDGET DETAIL							
BUDGET CODE	DESCRIPTION		UNITS	PRICE			AMOUNT
ADOPTED-PRT	AEP MEMBERSHIP (PRINCIPAL PLANNER)		0.00	0.00			175
ADOPTED-PRT	APA AICP EXAM & CERTIFICATION (PRINCIPAL PLANNER)		0.00	0.00			510
ADOPTED-PRT	APA CONFERENCE & TRAVEL		2.00	1,800.00			3,600
ADOPTED-PRT	APA MEMBERSHIPS		2.00	400.00			800
ADOPTED-PRT	STAFF TRAINING (3 PLANNERS)		200.00	3.00			600
2200-161-00000-51560	PLANNING - TRAVEL COSTS	853	500	173	300	300	300
BUDGET NOTES							
BUDGET CODE	SUBJECT	DESCRIPTION					
ADOPTED-PRT	RQST	MISC MILEAGE REIMBURSEMENTS					
2200-161-00000-52020	PLANNING - OFFICE SUPPLIES	423	0	0	0	0	0
2200-161-00000-52050	PLANNING - TOOL&NON-CAPITAL EQUIP	349	2,200	112	2,200	1,500	1,500
BUDGET DETAIL							
BUDGET CODE	DESCRIPTION		UNITS	PRICE			AMOUNT
ADOPTED-PRT	MAPS, GRAPHICS & SPECIAL SUPPLIES		0.00	0.00			1,500
2200-161-00000-52990	PLANNING - PUBL& SUBSCRIPT	0	1,000	1,121	500	500	500
2200-161-00000-54040	PLANNING - COMMUNICATION SVC	960	300	577	550	600	600
2200-161-E0069-52000	PLANNING - GEN PLN PROG SUPPL	3,319	7,330	7,464	7,330	0	0
	Division: 161 - Planning & Zoning Total:	**1,449,981**	**1,939,541**	**1,672,306**	**1,973,103**	**1,120,494**	**1,162,850**

Building & Safety

Division: 221

Building & Safety services are contracted through a private firm, administered by the Community Development Director. The Building & Safety Division provides building plan check and construction inspection for new and remodeled buildings and other structures, and assists the Code Compliance Division.

Budget Worksheet

Division: 221 - Building & Safety		2021-2022 Actual	2022-2023 Budget	2022-2023 YTD Actual	Defined Budgets 2022-2023 CY Estimate	2023-2024 Recommended	2023-2024 Adopted-PRT
Division: 221 - Building & Safety							
2200-221-00000-52030	BLD&SFTY - POSTAGE	510	500	97	500	500	500
2200-221-E0046-51050	BLD&SFTY RES - BLDG & SAFETY SVC	223,903	366,056	241,602	366,056	740,017	740,017
BUDGET DETAIL							
BUDGET CODE	DESCRIPTION		UNITS	PRICE			AMOUNT
ADOPTED-PRT	58% RES PERMIT FEES		0.00	0.00			475,873
ADOPTED-PRT	67% OF RES PLAN CHECK FEES		0.00	0.00			264,144
2200-221-E0047-51050	BLD&SFTY NON-RES - BLDG & SAFETY SVC	143,672	275,579	59,180	275,579	176,137	176,137
BUDGET DETAIL							
BUDGET CODE	DESCRIPTION		UNITS	PRICE			AMOUNT
ADOPTED-PRT	58% OF NON-RES PERMIT FEES		0.00	0.00			110,687
ADOPTED-PRT	67% OF NON-RES PLAN CHECK FEES		0.00	0.00			65,450
	Division: 221 - Building & Safety Total:	**368,084**	**642,135**	**300,880**	**642,135**	**916,654**	**916,654**

Fiscal Year 2023/24

Code Compliance
Division: 222

The Code Compliance Division exists to maintain the City of Moorpark's quality of life and to ensure the safety of life and property through the enforcement of the Moorpark Municipal Code. The Code Compliance Division is responsible for ensuring compliance with most of the Moorpark Municipal Codes as well as individual permit compliance. These codes include zoning, land use, property maintenance, signs/advertising, inoperable vehicles on private property, commercial vehicles on public streets, substandard housing and others. The Code Compliance Division responds to citizen complaints and conducts surveys to identify, investigate, and remediate Municipal Code violations, housing and occupancy violations, property maintenance concerns and other public nuisances by utilizing education and outreach to facilitate voluntary compliance. Code Compliance staff coordinates closely with the Planning Division, Building & Safety Division, Public Works Department, Police Department (County Sheriff), City Attorney and other City and County service providers. The division is also responsible for issuing street vendor permits and temporary use permits.

Budget Worksheet

Division: 222 - Code Compliance		2021-2022 Actual	2022-2023 Budget	2022-2023 YTD Actual	Defined Budgets 2022-2023 CY Estimate	2023-2024 Recommended	2023-2024 Adopted-PRT
Division: 222 - Code Compliance							
2121-222-00000-50020	CODE COMPL - SALARIES (FT)	16,569	17,368	17,416	17,368	17,904	19,157
2121-222-00000-50100	CODE COMPL - BILINGUAL PAY	209	208	208	208	208	208
2121-222-00000-50110	CODE COMPL - LONGEVITY PAY	190	256	256	256	269	287
2121-222-00000-50120	CODE COMPL - UNIFORM ALLOW	46	46	45	46	46	46
2121-222-00000-50200	CODE COMPL - MEDICAL HLTH INSUR	5,860	6,512	6,662	6,512	7,423	7,423
2121-222-00000-50210	CODE COMPL - DENTAL INSUR	478	444	457	444	471	471
2121-222-00000-50220	CODE COMPL - VISION INSUR	78	92	92	92	92	92
2121-222-00000-50230	CODE COMPL - ST/LT DISABILITY INSUR	52	94	108	94	97	103
2121-222-00000-50240	CODE COMPL - EMPLOYEE ASST PROGR	6	0	0	0	0	0
2121-222-00000-50250	CODE COMPL - WORKERS COMP INSUR	360	425	425	425	435	440
2121-222-00000-50270	CODE COMPL - TERM LIFE INSUR	32	33	33	33	33	33
2121-222-00000-50300	CODE COMPL - PERS CONTRIBUTIONS	3,317	3,990	3,985	3,990	3,741	3,998
2121-222-00000-50320	CODE COMPL - FT DEFER COMP	323	352	348	352	363	389
2121-222-00000-50400	CODE COMPL - MEDICARE	251	266	267	266	285	304
2200-222-00000-50020	CODE COMPL - SALARIES (FT)	80,699	85,179	83,783	85,179	86,805	92,881
2200-222-00000-50040	CODE COMPL - OVERTIME	0	500	571	750	750	750
2200-222-00000-50100	CODE COMPL - BILINGUAL PAY	710	707	695	707	728	728
2200-222-00000-50110	CODE COMPL - LONGEVITY PAY	675	874	876	874	913	976
2200-222-00000-50120	CODE COMPL - UNIFORM ALLOW	462	387	368	387	387	387
2200-222-00000-50200	CODE COMPL - MEDICAL HLTH INSUR	22,554	24,877	25,475	24,877	28,559	28,559
2200-222-00000-50210	CODE COMPL - DENTAL INSUR	1,726	1,577	1,612	1,577	1,672	1,672
2200-222-00000-50220	CODE COMPL - VISION INSUR	276	326	325	326	326	326
2200-222-00000-50230	CODE COMPL - ST/LT DISABILITY INSUR	217	460	531	460	468	501
2200-222-00000-50240	CODE COMPL - EMPLOYEE ASST PROGR	24	0	0	0	0	0
2200-222-00000-50250	CODE COMPL - WORKERS COMP INSUR	1,784	2,083	2,083	2,083	2,111	2,134
2200-222-00000-50270	CODE COMPL - TERM LIFE INSUR	152	160	157	160	160	160
2200-222-00000-50300	CODE COMPL - PERS CONTRIBUTIONS	14,757	16,756	15,747	16,756	14,709	15,723
2200-222-00000-50320	CODE COMPL - FT DEFER COMP	1,638	1,809	1,751	1,809	1,846	1,976
2200-222-00000-50400	CODE COMPL - MEDICARE	1,223	1,313	1,271	1,313	1,376	1,467

Budget Worksheet

Division: 222 - Code Compliance		2021-2022 Actual	2022-2023 Budget	2022-2023 YTD Actual	Defined Budgets 2022-2023 CY Estimate	2023-2024 Recommended	2023-2024 Adopted-PRT
2200-222-00000-50500	CODE COMPL - AUTO ALLOWANCE	297	372	373	372	372	372
2200-222-00000-50510	CODE COMPL - CELLULAR PHONES/ALLOW	3	0	0	0	0	0
2200-222-00000-51040	CODE COMPL - LEGAL SVC	466	5,000	3,292	5,000	2,000	2,000
2200-222-00000-51200	CODE COMPL - PRINT & AD SVC	0	500	0	500	500	500
2200-222-00000-51220	CODE COMPL - VEHICLE MAINT SVC	116	100	176	100	500	500
2200-222-00000-51550	CODE COMPL - EMPL CONTINUE EDUC & DEVT	1,371	1,600	1,002	1,200	500	500

BUDGET DETAIL

BUDGET CODE	DESCRIPTION	UNITS	PRICE	AMOUNT
ADOPTED-PRT	CACEO CONT EDUCATION/TRAINING	0.00	0.00	200
ADOPTED-PRT	CACEO MEMBERSHIP	0.00	0.00	100
ADOPTED-PRT	STAFF TRAINING	0.00	0.00	200

2200-222-00000-52020	CODE COMPL - OFFICE SUPPLIES	0	0	19	0	0	0
2200-222-00000-52050	CODE COMPL - TOOLS&NON-CAPITAL EQUIP	107	1,000	349	1,000	1,000	1,000
2200-222-00000-52100	CODE COMPL - FUEL SUPPLIES	568	550	726	900	1,000	1,000
2200-222-00000-54040	CODE COMPL - COMMUNICATION SVC	874	2,000	1,224	1,500	1,500	1,500

BUDGET DETAIL

BUDGET CODE	DESCRIPTION	UNITS	PRICE	AMOUNT
ADOPTED-PRT	CELL PHONE SVC	0.00	0.00	1,500

Division: 222 - Code Compliance Total:	**158,469**	**178,216**	**172,722**	**177,916**	**179,549**	**188,563**

City Housing
(Division 422)

The City's Housing Division works with developers of new housing projects to provide affordable ownership opportunities within their developments. Additionally, the City works with the community to provide affordable housing opportunities through the First Time Home Buyer Program. The First Time Home Buyer Program enables qualified very low-, low-, and moderate- income households to participate in a fair selection process to become homeowners. The City Housing Budget pays Housing staff salaries and administration capital.

The Housing Division also implements goals and policies outlined in the City's Housing Element. The Housing Element's Programs are intended to address housing rehabilitation, inclusionary housing and nexus fee study, an affordable housing trust fund, affordable housing and homeownership assistance, affordable housing preservation, update to the Downtown Specific Plan, etc.

Budget Worksheet

Division: 422 - City Housing		2021-2022 Actual	2022-2023 Budget	2022-2023 YTD Actual	Defined Budgets 2022-2023 CY Estimate	2023-2024 Recommended	2023-2024 Adopted-PRT
Division: 422 - City Housing							
2121-422-00000-50020	CITY HSNG - SALARIES (FT)	164,408	197,002	92,900	197,002	189,734	203,014
2121-422-00000-50110	CITY HSNG - LONGEVITY PAY	1,259	932	867	932	885	947
2121-422-00000-50200	CITY HSNG - MEDICAL HLTH INSUR	32,761	40,059	15,363	40,059	44,361	44,361
2121-422-00000-50210	CITY HSNG - DENTAL INSUR	2,268	2,532	853	2,532	2,683	2,683
2121-422-00000-50220	CITY HSNG - VISION INSUR	386	522	178	522	522	522
2121-422-00000-50230	CITY HSNG - ST/LT DISABILITY INSUR	271	1,064	763	1,064	1,025	1,095
2121-422-00000-50240	CITY HSNG - EMPLOYEE ASST PROGR	37	0	0	0	0	0
2121-422-00000-50250	CITY HSNG - WORKERS COMP INSUR	4,572	4,817	4,817	4,817	4,615	4,663
2121-422-00000-50260	CITY HSNG - UNEMPLOYMENT INSUR	0	0	1,917	0	0	0
2121-422-00000-50270	CITY HSNG - TERM LIFE INSUR	272	321	156	321	321	321
2121-422-00000-50300	CITY HSNG - PERS CONTRIBUTIONS	24,995	25,449	17,951	25,449	23,818	25,474
2121-422-00000-50320	CITY HSNG - FT DEFER COMP	3,139	4,003	1,920	4,003	3,859	4,128
2121-422-00000-50400	CITY HSNG - MEDICARE	2,504	3,008	1,427	3,008	2,919	3,114
2121-422-00000-50500	CITY HSNG - AUTO ALLOWANCE	163	186	186	186	186	186
2121-422-00000-50510	CITY HSNG - CELLULAR PHONES/ALLOW	140	54	54	89	54	54
2121-422-00000-51000	CITY HSNG - CONTRACTUAL SVC	9,855	79,095	15,815	24,095	20,700	20,700

BUDGET DETAIL

BUDGET CODE	DESCRIPTION	UNITS	PRICE	AMOUNT
ADOPTED-PRT	211 SYSTEM INTERFACE-CHILD/FAMILY HOTLINE	0.00	0.00	5,000
ADOPTED-PRT	MONITORING SVC FOR VINTAGE CREST	0.00	0.00	5,200
ADOPTED-PRT	MORTGAGE CREDIT CERTIFICATE PROGRAM	0.00	0.00	300
ADOPTED-PRT	REAL ESTATE SVCS	0.00	0.00	10,200

2121-422-00000-51040	CITY HSNG - LEGAL SVC	2,483	5,000	0	5,000	5,000	5,000
2121-422-00000-51200	CITY HSNG - PRINT & AD SVC	159	300	84	300	300	300
2121-422-00000-51550	CITY HSNG - EMPL CONTINUE EDUC & DEVT	941	2,000	1,650	2,000	2,000	2,000
2121-422-00000-52020	CITY HSNG - OFFICE SUPPLIES	158	200	128	200	200	200
2121-422-00000-52030	CITY HSNG - POSTAGE	1	300	0	150	150	150
2121-422-00000-52990	CITY HSNG - PUBL& SUBSCRIPT	0	0	79	0	0	0
2121-422-00000-56990	CITY HSNG - CONTRIB/DONATE INTERGOVT	0	9,000	9,000	9,000	2,000	2,000

Budget Worksheet

Division: 422 - City Housing		2021-2022 Actual	2022-2023 Budget	2022-2023 YTD Actual	Defined Budgets 2022-2023 CY Estimate	2023-2024 Recommended	2023-2024 Adopted-PRT
BUDGET DETAIL							
BUDGET CODE	DESCRIPTION		UNITS	PRICE			AMOUNT
ADOPTED-PRT	HOME CONFERENCE SPONSORSHIP		0.00	0.00			2,000
2121-422-E0054-52000	CITY HSNG COMM PROMO- GEN/PROG SUPPL	1,884	1,500	424	1,500	1,000	1,000
2121-422-P0019-51000	FTHB PROG - CONTRACTUAL SVC	8,400	38,500	0	38,500	38,500	38,500
BUDGET DETAIL							
BUDGET CODE	DESCRIPTION		UNITS	PRICE			AMOUNT
ADOPTED-PRT	FTHB PROGRAM CONSULTANT		0.00	0.00			25,000
ADOPTED-PRT	GENERAL PROGRAM EXPENSES		0.00	0.00			500
ADOPTED-PRT	REAL ESTATE AGENT SVCS FTHB PROGRAM		0.00	0.00			10,000
ADOPTED-PRT	TRANSLATION SVCS		0.00	0.00			3,000
2121-422-P0019-51200	FTHB PROG - PRINT & AD SVC	43	2,000	0	1,000	1,000	1,000
2121-422-P0019-53000	FTHB PROG - PROP MAINT SVC	0	2,000	0	2,000	2,000	2,000
	Division: 422 - City Housing Total:	**261,099**	**419,844**	**166,540**	**363,729**	**347,832**	**363,412**

Successor Housing Agency to the Redevelopment Agency of the City of Moorpark

Division: 424

With the dissolution of the Redevelopment Agency of the City of Moorpark (the “Redevelopment Agency”) pursuant to ABx1 26, the City of Moorpark elected to become the Successor Housing Agency to the Redevelopment Agency (the “Successor Housing Agency”). This Division is responsible for completing the housing requirements of the California Community Redevelopment Law (CCRL) and SB 341 with the housing assets that exist from the former Redevelopment Agency housing division. Once these assets are depleted, any continuing housing programs and functions will be provided through the City Housing Division.

The following properties have been transferred from the Redevelopment Agency to the City of Moorpark acting as the Successor Housing Agency:

Development of the properties is supported by Division 424, while property maintenance is supported by Division 172 (Property Management).

250 Los Angeles Avenue
1123 Walnut Canyon
1113 Walnut Canyon
1095 Walnut Canyon
1083 Walnut Canyon
1073 Walnut Canyon
1063 Walnut Canyon
1331 Walnut Canyon
1293 Walnut Canyon
780 Walnut Street
450 Charles Street
460 Charles Street
484 Charles Street
112 First Street
124 First Street
SW Terminus of Millard St

Budget Worksheet

Division: 424 - Successor Housing Agency		2021-2022 Actual	2022-2023 Budget	2022-2023 YTD Actual	Defined Budgets 2022-2023 CY Estimate	2023-2024 Recommended	2023-2024 Adopted-PRT
Division: 424 - Successor Housing Agency							
2123-424-00000-51000	SA HSNG - CONTRACTUAL SVC	6,850	6,990	6,990	6,990	7,680	7,680

BUDGET DETAIL

BUDGET CODE	DESCRIPTION	UNITS	PRICE	AMOUNT
ADOPTED-PRT	HOUSING ADDENDUM TO ANNUAL PROGRESS REPORT	0.00	0.00	4,440
ADOPTED-PRT	HOUSING SUCCESSOR FINANCIAL AUDIT	0.00	0.00	3,240

2123-424-00000-51040	SA HSNG - LEGAL SVC	0	0	0	0	0	0
2123-424-00000-52030	SA HSNG - POSTAGE	41	100	69	100	100	100
2123-424-00000-56200	SA HSNG - PROP TAX & SBA	33	21	17	21	21	21

BUDGET NOTES

BUDGET CODE	SUBJECT	DESCRIPTION
ADOPTED-PRT	RQST	PARKS DIST SPECIAL BENEFIT ASSESSMENT FOR REGAL PARK CONDO - MAJESTIC COURT (APN: 5060020525)

Division: 424 - Successor Housing Agency Total:	**6,924**	**7,111**	**7,076**	**7,111**	**7,801**	**7,801**

Economic Development
(Division 611)

The City Economic Development Division, along with community partners (including the Economic Development Collaborative, U.S. Small Business Administration, Small Business Development Center, and the Moorpark Chamber of Commerce), works within the Moorpark business community to improve the economic vitality of the City of Moorpark.

The Economic Development Division maintains open communication with local businesses focusing on strengthening the relationship between the City and the business community. Feedback from the businesses is utilized to improve public and private business services; assist businesses with expansion; expand support to business collaboration; provide sufficient infrastructure; develop and maintain the local workforce; and provide assistance with the entitlement and building permit process.

The Economic Development Division is also responsible for the City's business attraction and retention efforts, market and trade area data collection and analyses, economic development contract management. General Plan Economic Development Element implementation, broadband deployment, and travel and tourism promotions in collaboration with the Public Information Division. The Division implements digital marketing initiatives to create a strong social media and digital presence that promotes Moorpark's business community. Such initiatives include the discovermoorpark.com website and the @DiscoverMoorpark Instagram and Facebook accounts.

Budget Worksheet

Division: 611 - Economic Development		2021-2022 Actual	2022-2023 Budget	2022-2023 YTD Actual	Defined Budgets 2022-2023 CY Estimate	2023-2024 Recommended	2023-2024 Adopted-PRT
Division: 611 - Economic Development							
1000-611-00000-50020	ED - SALARIES (FT)	30,009	85,068	83,903	85,068	90,421	96,751
1000-611-00000-50200	ED - MEDICAL HLTH INSUR	4,952	15,420	14,906	15,420	15,520	15,520
1000-611-00000-50210	ED - DENTAL INSUR	200	601	618	601	637	637
1000-611-00000-50220	ED - VISION INSUR	46	137	137	137	137	137
1000-611-00000-50230	ED - ST/LT DISABILITY INSUR	0	459	554	459	488	522
1000-611-00000-50240	ED - EMPLOYEE ASST PROGR	5	0	0	0	0	0
1000-611-00000-50250	ED - WORKERS COMP INSUR	1,268	2,080	2,080	2,080	2,199	2,222
1000-611-00000-50270	ED - TERM LIFE INSUR	56	174	173	174	174	174
1000-611-00000-50300	ED - PERS OCNTRIBUTIONS	3,198	6,307	6,390	6,307	7,031	7,517
1000-611-00000-50320	ED - FT DEFER COMP	600	1,701	1,678	1,701	1,808	1,935
1000-611-00000-50400	ED - MEDICARE	463	1,318	1,293	1,318	1,397	1,491
1000-611-00000-50510	ED - CELLULAR PHONES/ALLOW	0	540	389	540	540	540
1000-611-00000-51000	ED - CONTRACTUAL SVC	30,326	23,840	24,130	23,840	48,840	48,840

BUDGET DETAIL

BUDGET CODE	DESCRIPTION	UNITS	PRICE	AMOUNT
ADOPTED-PRT	COSTAR COMMERCIAL REAL ESTATE DATA	0.00	0.00	11,940
ADOPTED-PRT	EDC ANNUAL SPONSORSHIP	0.00	0.00	1,000
ADOPTED-PRT	EDC BUSINESS ENHANCEMENT PROGRAM	0.00	0.00	6,000
ADOPTED-PRT	EDC FILM COMMISSION	0.00	0.00	1,000
ADOPTED-PRT	EDC MEMBERSHIP	0.00	0.00	3,300
ADOPTED-PRT	STRATEGIC PLAN SVCS	0.00	0.00	25,000
ADOPTED-PRT	VENTURA COUNTY GREEN BUSINESS PROGRAM	0.00	0.00	600

1000-611-00000-51200	ED - PRINT & AD SVC	1,467	1,500	1,468	1,500	1,500	1,500
1000-611-00000-51550	ED - EMPL CONTINUE EDUC & DEVT	1,500	5,345	3,667	5,345	6,050	6,050

BUDGET DETAIL

BUDGET CODE	DESCRIPTION	UNITS	PRICE	AMOUNT
ADOPTED-PRT	CALED ADVANCED ECONOMIC DEV COURSE	0.00	0.00	2,500
ADOPTED-PRT	CALED ANNUAL CONFERENCE & TRAVEL	0.00	0.00	1,500
ADOPTED-PRT	CALED MEMBERSHIP	0.00	0.00	100
ADOPTED-PRT	MMASC MEMBERSHIP	0.00	0.00	90
ADOPTED-PRT	MMASC NETWORK EVENTS	0.00	0.00	60
ADOPTED-PRT	TUITION REIMBURSEMENT	0.00	0.00	1,800

Budget Worksheet

Division: 611 - Economic Development		2021-2022 Actual	2022-2023 Budget	2022-2023 YTD Actual	Defined Budgets 2022-2023 CY Estimate	2023-2024 Recommended	2023-2024 Adopted-PRT
1000-611-00000-52000	ED - GENERAL/PROGRAM SUPPLIES	1,816	18,920	18,653	18,920	20,920	20,920
BUDGET DETAIL							
BUDGET CODE	DESCRIPTION		UNITS	PRICE			AMOUNT
ADOPTED-PRT	MAYOR'S BUSINESS APPRECIATION LUNCHEON		0.00	0.00			5,000
ADOPTED-PRT	PROGRAM SUPPLIES		0.00	0.00			3,920
ADOPTED-PRT	STATE OF THE CITY		0.00	0.00			12,000
1000-611-00000-52020	ED - OFFICE SUPPLIES	97	0	202	0	0	0
1000-611-00000-52030	ED - POSTAGE	1	300	17	150	150	150
1000-611-00000-52990	ED - PUBL& SUBSCRIPT	0	300	0	150	150	150
1000-611-00000-54010	ED - ELECTRICITY	0	0	132	360	550	550
1000-611-00000-54040	ED - COMMUNICATION SVC	0	0	803	750	500	500
	Division: 611 - Economic Development Total:	**76,002**	**164,010**	**161,199**	**164,820**	**199,012**	**206,106**
	Report Total:	**4,258,960**	**5,453,297**	**3,308,084**	**5,766,017**	**4,534,910**	**4,682,548**

Fiscal Year 2023/24

Public Works Department

Divisions: 310/213/214/223/231/311/312/430/441

The Public Works Department is responsible for a number of maintenance and service programs including street maintenance, public transit, and stormwater. Beginning May 1, 2019, Animal/Vector Control was transferred from Parks, Recreation and Community Services to Public Works. The Department is also responsible for the administration and implementation of the City's Capital Improvement Program. The Department administers contracts for street repairs, traffic signal maintenance and other related maintenance and repairs. Beginning in FY 2019/20 the Department began contracting for street light maintenance. Department personnel perform minor street maintenance, stenciling, sign installation, roadside weed and litter abatement, graffiti abatement and fleet maintenance. The Department is also responsible for the formation and administration of the City's Maintenance Assessment Districts.

The various funding sources for Public Works activities including General Fund, Road Maintenance and Rehabilitation Account Fund, Gas Tax Fund, Traffic Safety Fund, State Local Transportation Fund, and Area of Contributions (AOC) Fund. "Areas of Contribution" are established within the City as a means of financing street-related improvements and traffic signals. Developers pay into an AOC fund in direct proportion to the amount of traffic generated by projects located within the AOC.

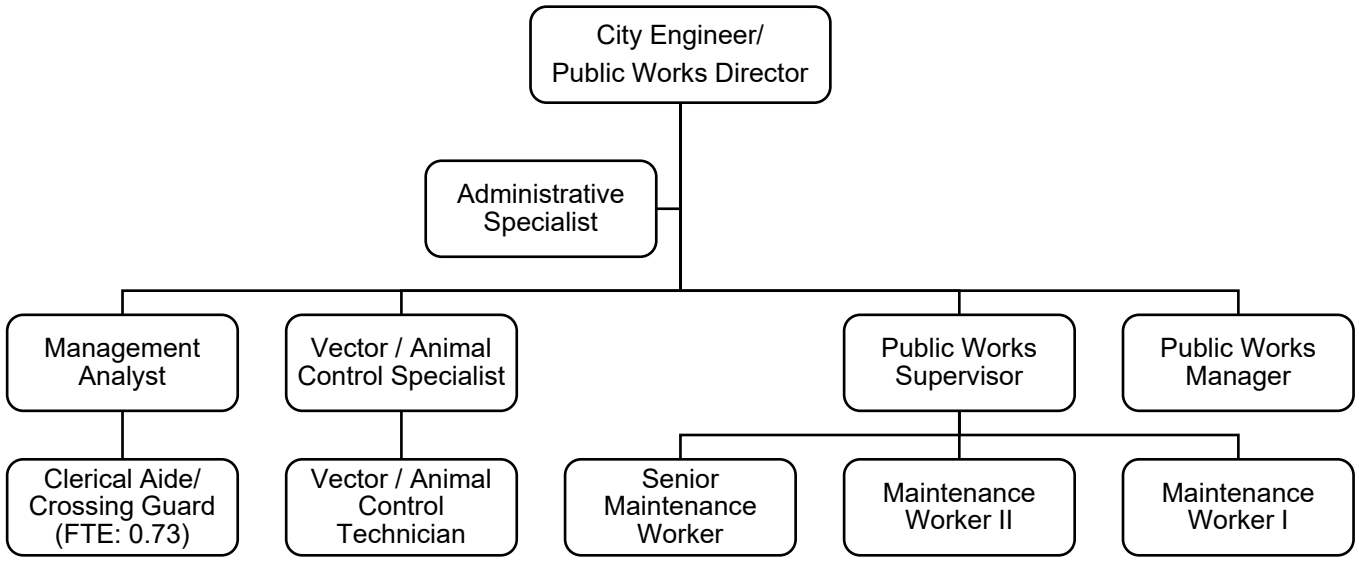

Expense and Staffing History
Public Works

Public Works	2022/23 Estimated	2023/24 Adopted
Personnel Costs	1,154,765	1,167,970
Operations and Maintenance	2,821,787	3,133,748
Capital Outlay	12,392,572	13,869,284
Other	525,721	711,077
Capital Acquisition	-	55,000
Total Expenses	**$16,894,844**	**$18,937,079**

Department Staffing	2022/23	2023/24
City Engineer/Public Works Director	1.00	1.00
Administrative Specialist II	1.00	1.00
Assistant Engineer	1.00	0.00
Crossing Guards/Clerical Aide	0.69	0.73
Maintenance Worker I/II/III	2.00	2.00
Management Analyst	0.00	1.00
Public Works Technician	1.00	1.00
Public Works Manager	1.00	1.00
Public Works Supervisor	1.00	1.00
Senior Maintenance Worker	1.00	1.00
Vector/Animal Control Specialist	1.00	1.00
Vector/Animal Contro Technician I/II	1.00	1.00
Total Budgeted Positions	**11.69**	**11.73**

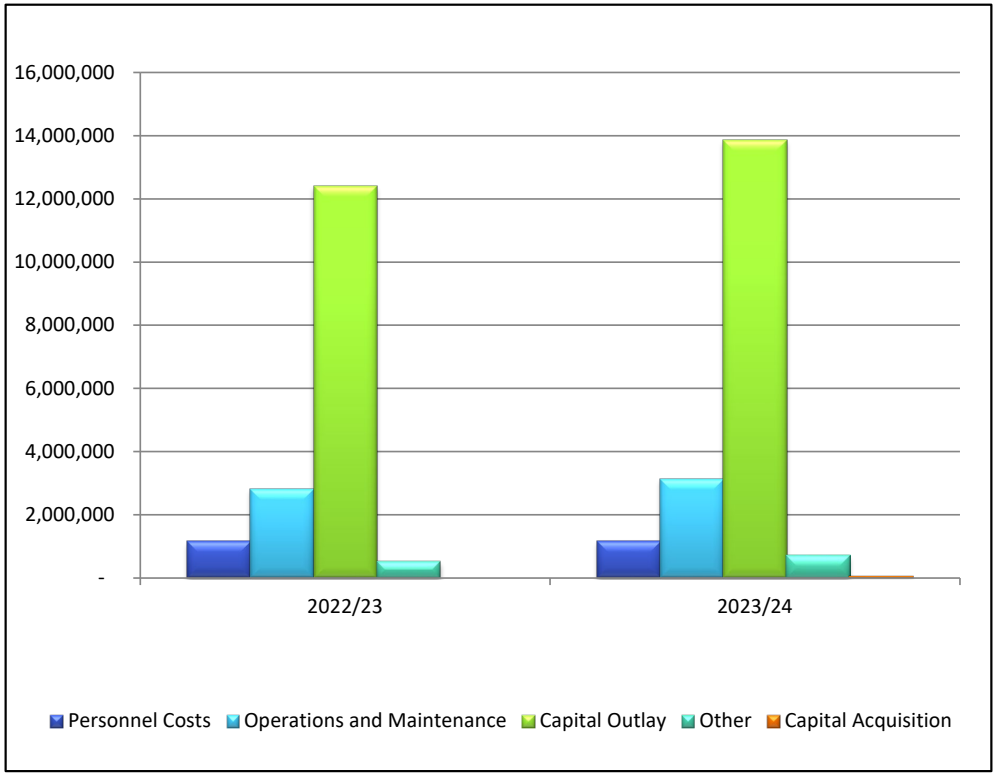

Fiscal Year 2023/24

Public Works Administration
Division: 310

The Administration Division provides management and administrative oversight to the Department Budget includes cost allocations of Department professionals involved in overall administration of Public Works. This Division also incurs costs such as legal and contractual services pertaining to overall Department needs.

Budget Worksheet

Division: 310 - PWE Administration		2021-2022 Actual	2022-2023 Budget	2022-2023 YTD Actual	Defined Budgets 2022-2023 CY Estimate	2023-2024 Recommended	2023-2024 Adopted-PRT
Division: 310 - PWE Administration							
1000-310-00000-50020	PWE ADM - SALARIES (FT)	59,207	66,668	62,533	66,668	68,884	73,706
1000-310-00000-50100	PWE ADM - BILINGUAL PAY	167	167	167	167	167	167
1000-310-00000-50110	PWE ADM - LONGEVITY PAY	332	356	356	356	371	398
1000-310-00000-50120	PWE ADM - UNIFORM ALLOW	17	25	16	25	25	25
1000-310-00000-50200	PWE ADM - MEDICAL HLTH INSUR	17,386	18,974	18,386	18,974	20,567	20,567
1000-310-00000-50210	PWE ADM - DENTAL INSUR	1,000	949	928	949	1,006	1,006
1000-310-00000-50220	PWE ADM - VISION INSUR	164	198	187	198	198	198
1000-310-00000-50230	PWE ADM - ST/LT DISABILITY INSUR	184	359	405	359	372	399
1000-310-00000-50240	PWE ADM - EMPLOYEE ASST PROGR	14	0	0	0	0	0
1000-310-00000-50250	PWE ADM - WORKERS COMP INSUR	1,401	1,630	1,630	1,630	1,676	1,692
1000-310-00000-50270	PWE ADM - TERM LIFE INSUR	88	125	84	125	140	140
1000-310-00000-50300	PWE ADM - PERS CONTRIBUTIONS	6,841	7,281	7,010	7,281	7,488	8,006
1000-310-00000-50320	PWE ADM - FT DEFER COMP	1,294	1,341	1,361	1,341	1,556	1,665
1000-310-00000-50400	PWE ADM - MEDICARE	904	1,032	945	1,032	1,071	1,144
1000-310-00000-50500	PWE ADM - AUTO ALLOWANCE	747	744	746	744	744	744
1000-310-00000-50510	PWE ADM - CELLULAR PHONES/ALLOW	0	0	0	0	0	0
1000-310-00000-51000	PWE ADM - CONTRACTUAL SVC	12,972	16,600	15,172	14,000	14,000	14,000

BUDGET NOTES

BUDGET CODE	SUBJECT	DESCRIPTION
ADOPTED-PRT	STORAGE	STORAGE COSTS FOR ACCESS INFORMATION HOLDINGS, LLC AND VENTURA COUNTY GSA/FLEET SERVICES.

BUDGET DETAIL

BUDGET CODE	DESCRIPTION	UNITS	PRICE	AMOUNT
ADOPTED-PRT	STORAGE OF CE RECORDS AT ACCESS INFO RECORDS	0.00	0.00	12,400
ADOPTED-PRT	STORAGE OF CE RECORDS AT VENTURA COUNTY	0.00	0.00	1,600

1000-310-00000-51040	PWE ADM - LEGAL SVC	0	15,000	6,135	3,000	5,000	5,000
1000-310-00000-51200	PWE ADM - PRINT & AD SVC	0	0	0	0	500	500
1000-310-00000-51210	PWE ADM - EQUIP MAINT SVC	0	500	0	500	500	500

BUDGET NOTES

BUDGET CODE	SUBJECT	DESCRIPTION
ADOPTED-PRT	RQST	VARIOUS PUBLIC WORKS EQUIPMENT ITEMS

Budget Worksheet

Division: 310 - PWE Administration		2021-2022 Actual	2022-2023 Budget	2022-2023 YTD Actual	Defined Budgets: 2022-2023 CY Estimate	Defined Budgets: 2023-2024 Recommended	Defined Budgets: 2023-2024 Adopted-PRT
1000-310-00000-51560	PWE ADM - TRAVEL COSTS	0	100	24	100	100	100

BUDGET NOTES

BUDGET CODE	SUBJECT	DESCRIPTION
ADOPTED-PRT	RQST	MILEAGE REIMBURSEMENT FUNDING PROVIDED IN THE EVENT THAT MILEAGE IS REIMBURSED FOR ANY EMPLOYEE WHO DOES NOT RECEIVE A CAR ALLOWANCE.

1000-310-00000-52010	PWE ADM - MAINT&REPAIR SUPPLIES	0	500	0	500	500	500

BUDGET NOTES

BUDGET CODE	SUBJECT	DESCRIPTION
ADOPTED-PRT	RQST	GRAFFITI ABATEMENT CHEMICALS

1000-310-00000-52020	PWE ADM - OFFICE SUPPLIES	561	1,000	397	1,000	1,000	1,000
1000-310-00000-52050	PWE ADM - TOOL&NON-CAPITAL EQUIP	0	250	0	250	250	250

BUDGET NOTES

BUDGET CODE	SUBJECT	DESCRIPTION
ADOPTED-PRT	RQST	SPECIAL DEPARTMENT TOOLS

1000-310-00000-52100	PWE ADM - FUEL SUPPLIES	0	250	70	100	100	100

BUDGET NOTES

BUDGET CODE	SUBJECT	DESCRIPTION
ADOPTED-PRT	RQST	FUEL FOR POOL CARS - 50/50 SPLIT WITH 2415-311-00000-52100. NOTE: 2415.311.00000.52100 ALSO HAS FUNDING FOR PW CREW VEHICLES.

1000-310-00000-54040	PWE ADM - COMMUNICATION SVC	0	150	0	150	150	150

BUDGET NOTES

BUDGET CODE	SUBJECT	DESCRIPTION
ADOPTED-PRT	RQST	MISC. PHONE CHARGES

1000-310-00000-56000	PWE ADM - OVERHEAD ALLOCATE	49,108	69,084	0	19,605	25,707	25,707

BUDGET DETAIL

BUDGET CODE	DESCRIPTION	UNITS	PRICE	AMOUNT
ADOPTED-PRT	OH ALLOCATION - CENTRAL SVC	0.00	0.00	16,814
ADOPTED-PRT	OH ALLOCATION - INFO SYS	0.00	0.00	8,893

Division: 310 - PWE Administration Total:	**152,387**	**203,283**	**116,561**	**139,054**	**152,072**	**157,664**

Crossing Guards
Division: 213

The Public Works Department administers and manages the Crossing Guard Program within the City. There are currently two crossing guards that help schoolchildren cross intersections at two locations: Mountain Meadows/Tierra Rejada and at Los Angeles Avenue/Moorpark Avenue. One full time employee, whose duties include crossing guard service, parking enforcement, and street maintenance, is supplemented by a part time employee who serves as crossing guard along with providing clerical assistance at City Hall within the department. This Division is funded through the Traffic Safety Fund and Crossing Guard Fund.

Budget Worksheet

Division: 213 - Crossing Guard		2021-2022 Actual	2022-2023 Budget	2022-2023 YTD Actual	Defined Budgets 2022-2023 CY Estimate	2023-2024 Recommended	2023-2024 Adopted-PRT
Division: 213 - Crossing Guard							
1000-213-00000-50020	CRS GRD - SALARIES (FT)	0	23,015	14,601	23,015	22,492	24,067
1000-213-00000-50030	CRS GRD - SALARIES (PT)	0	28,546	26,510	28,546	28,290	28,290
1000-213-00000-50100	CRS GRD - BILINGUAL PAY	0	0	80	0	0	0
1000-213-00000-50120	CRS GRD - UNIFORM ALLOW	0	475	213	475	475	475
1000-213-00000-50200	CRS GRD - MEDICAL HLTH INSUR	0	10,720	6,090	10,720	14,540	14,540
1000-213-00000-50210	CRS GRD - DENTAL INSUR	0	618	281	618	942	942
1000-213-00000-50220	CRS GRD - VISION INSUR	0	105	51	105	185	185
1000-213-00000-50230	CRS GRD - ST/LT DISABILITY INSUR	0	124	58	124	121	130
1000-213-00000-50250	CRS GRD - WORKERS COMP INSUR	0	1,261	1,261	1,261	1,235	1,203
1000-213-00000-50270	CRS GRD - TERM LIFE INSUR	0	67	36	67	67	67
1000-213-00000-50300	CRS GRD - PERS CONTRIBUTIONS	0	4,024	3,111	4,024	4,045	4,166
1000-213-00000-50320	CRS GRD - FT DEFER COMP	0	460	276	460	450	481
1000-213-00000-50400	CRS GRD - MEDICARE	0	781	625	781	769	792
2000-213-00000-50020	CRS GRD - SALARIES (FT)	17,995	18,275	18,339	18,275	17,927	19,182
2000-213-00000-50100	CRS GRD - BILINGUAL PAY	251	250	250	250	250	250
2000-213-00000-50110	CRS GRD - LONGEVITY PAY	265	269	269	269	269	288
2000-213-00000-50120	CRS GRD - UNIFORM ALLOW	115	150	160	150	150	150
2000-213-00000-50200	CRS GRD - MEDICAL HLTH INSUR	7,015	7,780	7,800	7,780	8,538	8,538
2000-213-00000-50210	CRS GRD - DENTAL INSUR	559	533	531	533	565	565
2000-213-00000-50220	CRS GRD - VISION INSUR	90	111	107	111	111	111
2000-213-00000-50230	CRS GRD - ST/LT DISABILITY INSUR	66	99	136	99	97	104
2000-213-00000-50240	CRS GRD - EMPLOYEE ASST PROGR	7	0	0	0	0	0
2000-213-00000-50250	CRS GRD - WORKERS COMP INSUR	398	447	447	447	436	441
2000-213-00000-50270	CRS GRD - TERM LIFE INSUR	38	40	38	40	40	40
2000-213-00000-50300	CRS GRD - PERS CONTRIBUTIONS	3,589	4,215	4,122	4,215	3,766	4,023
2000-213-00000-50320	CRS GRD - FT DEFER COMP	346	371	356	371	364	389
2000-213-00000-50400	CRS GRD - MEDICARE	293	290	304	290	288	307
2000-213-00000-51210	CRS GRD - EQUIP MAINT SVC	338	500	474	500	500	500

Budget Worksheet

Division: 213 - Crossing Guard			2021-2022 Actual	2022-2023 Budget	2022-2023 YTD Actual	Defined Budgets 2022-2023 CY Estimate	2023-2024 Recommended	2023-2024 Adopted-PRT
BUDGET NOTES								
BUDGET CODE	SUBJECT	DESCRIPTION						
ADOPTED-PRT	REPEATER	REPEATER ACCESS AND REPAIRS TO FIELD EQUIPMENT						
2000-213-00000-51220	CRS GRD - VEHICLE MAINT SVC		0	375	0	375	375	375
BUDGET NOTES								
BUDGET CODE	SUBJECT	DESCRIPTION						
ADOPTED-PRT	VEHICLE ALLOCATION	PUBLIC WORKS TECHNICIAN VEHICLE						
		($1500 – SPLIT 25%/75% WITH 2000-214-00000-51220)						
2000-213-00000-51550	CRS GRD - EMPL CONTINUE EDUC & DEVT		0	100	0	100	100	100
BUDGET NOTES								
BUDGET CODE	SUBJECT	DESCRIPTION						
ADOPTED-PRT	SEMINAR DISTRIBUTION	PUBLIC WORKS TECHNICIAN SEMINARS						
		($200 – SPLIT 50%/50% WITH 2000-214-00000-51550)						
2000-213-00000-52010	CRS GRD - MAINT&REPAIR SUPPLIES		0	200	0	200	200	200
BUDGET NOTES								
BUDGET CODE	SUBJECT	DESCRIPTION						
ADOPTED-PRT	SUPPLIES	CROSSING GUARD VESTS, STOP PADDLES, ETC.						
2000-213-00000-52100	CRS GRD - FUEL SUPPLIES		486	700	668	500	500	500
BUDGET NOTES								
BUDGET CODE	SUBJECT	DESCRIPTION						
ADOPTED-PRT	FUEL	FUEL COST OF CROSSING GUARD/PARKING ENFORCEMENT VEHICLE						
2000-213-00000-52990	CRS GRD - PUBL& SUBSCRIPT		0	50	0	50	50	50
BUDGET NOTES								
BUDGET CODE	SUBJECT	DESCRIPTION						
ADOPTED-PRT	PUBLICATION	REFERENCE MATERIALS RELATED TO CROSSING GUARD						
2000-213-00000-54040	CRS GRD - COMMUNICATION SVC		577	273	577	309	273	273
BUDGET DETAIL								
BUDGET CODE	DESCRIPTION			UNITS	PRICE			AMOUNT
ADOPTED-PRT	CELLPHONE CHARGES - PW TECHNICIAN			0.00	0.00			200
ADOPTED-PRT	MISC PHONE CHARGES			0.00	0.00			73
2003-213-00000-50020	CRS GRD - SALARIES (FT)		15,754	0	0	0	0	0

Budget Worksheet

Division: 213 - Crossing Guard		2021-2022 Actual	2022-2023 Budget	2022-2023 YTD Actual	Defined Budgets 2022-2023 CY Estimate	2023-2024 Recommended	2023-2024 Adopted-PRT
2003-213-00000-50030	CRS GRD - SALARIES (PT)	25,090	0	0	0	0	0
2003-213-00000-50120	CRS GRD - UNIFORM ALLOW	146	0	0	0	0	0
2003-213-00000-50200	CRS GRD - MEDICAL HLTH INSUR	7,247	0	3	0	0	0
2003-213-00000-50210	CRS GRD - DENTAL INSUR	501	0	0	0	0	0
2003-213-00000-50220	CRS GRD - VISION INSUR	60	0	0	0	0	0
2003-213-00000-50230	CRS GRD - ST/LT DISABILITY INSUR	41	0	0	0	0	0
2003-213-00000-50240	CRS GRD - EMPLOYEE ASST PROGR	6	0	0	0	0	0
2003-213-00000-50250	CRS GRD - WORKERS COMP INSUR	1,125	0	0	0	0	0
2003-213-00000-50270	CRS GRD - TERM LIFE INSUR	38	0	0	0	0	0
2003-213-00000-50300	CRS GRD - PERS CONTRIBUTIONS	3,084	0	0	0	0	0
2003-213-00000-50320	CRS GRD - FT DEFER COMP	268	0	0	0	0	0
2003-213-00000-50400	CRS GRD - MEDICARE	621	0	0	0	0	0
	Division: 213 - Crossing Guard Total:	**86,406**	**105,224**	**87,788**	**105,060**	**108,410**	**111,724**

Parking Enforcement

Division: 214

The Public Works Department provides a portion of the workforce allocated to the enforcement of the City's parking regulations. Parking enforcement is also provided by the City's contracted Police Department. Costs accounted in this divisional budget relate to the processing and administration of parking citations, as well as costs related to the administration of the parking citation appeals program. Maintenance costs for the Radar Speed Display Trailer are also budgeted here.

Budget Worksheet

Division: 214 - Parking Enforcement		2021-2022 Actual	2022-2023 Budget	2022-2023 YTD Actual	Defined Budgets 2022-2023 CY Estimate	2023-2024 Recommended	2023-2024 Adopted-PRT
Division: 214 - Parking Enforcement							
1000-214-00000-51000	PARK ENF - CONTRACTUAL SVC	8,266	22,000	9,333	12,000	12,000	12,000

BUDGET NOTES

BUDGET CODE	SUBJECT	DESCRIPTION
ADOPTED-PRT	PROCESSING AGREEMENT	CITY CONTRACTS FOR PARKING CITATION PROCESSING SERVICES.

1000-214-00000-51080	PARK ENF - ADM/COLLECT SVC FEES	255	3,500	526	1,500	1,500	1,500

BUDGET DETAIL

BUDGET CODE	DESCRIPTION	UNITS	PRICE	AMOUNT
ADOPTED-PRT	STATE ADMIN FEES FOR PARKING BAIL COLLECTIONS	0.00	0.00	1,500

1000-214-00000-56300	PARK ENF - PARK BAIL ST SURCHG	17,738	45,900	16,412	19,980	19,980	19,980

BUDGET NOTES

BUDGET CODE	SUBJECT	DESCRIPTION
ADOPTED-PRT	SURCHARGES	PAID TO COUNTY AND STATE PER GC 70372, 76000, 76000.3, 76100 AND 76101

BUDGET DETAIL

BUDGET CODE	DESCRIPTION	UNITS	PRICE	AMOUNT
ADOPTED-PRT	COURTHOUSE CONSTRUCT FUND	1,480.00	2.50	3,700
ADOPTED-PRT	CRIMINAL JUSTICE FAC CONSTRUCT FUND	1,480.00	2.50	3,700
ADOPTED-PRT	IMMEDIATE & CRITICAL NEEDS STATE COURT FAC CONSTR	1,480.00	3.00	4,440
ADOPTED-PRT	STATE COURT FAC CONSTRUCT FUND	1,480.00	1.50	2,220
ADOPTED-PRT	TRIAL COURT TRUST FUND	1,480.00	4.00	5,920

2000-214-00000-50020	PARK ENF - SALARIES (FT)	45,617	44,825	33,180	44,825	37,639	40,275
2000-214-00000-50040	PARK ENF - OVERTIME	0	100	0	100	100	100
2000-214-00000-50100	PARK ENF - BILINGUAL PAY	418	416	417	416	416	416
2000-214-00000-50110	PARK ENF - LONGEVITY PAY	634	656	450	656	448	480
2000-214-00000-50120	PARK ENF - UNIFORM ALLOW	192	250	250	250	250	250
2000-214-00000-50200	PARK ENF - MEDICAL HLTH INSUR	14,036	15,572	13,940	15,572	16,878	16,878
2000-214-00000-50210	PARK ENF - DENTAL INSUR	1,123	1,067	933	1,067	1,130	1,130
2000-214-00000-50220	PARK ENF - VISION INSUR	182	222	188	222	222	222
2000-214-00000-50230	PARK ENF - ST/LT DISABILITY INSUR	146	242	246	242	203	218
2000-214-00000-50240	PARK ENF - EMPLOYEE ASST PROGR	14	0	0	0	0	0
2000-214-00000-50250	PARK ENF - WORKERS COMP INSUR	961	1,096	1,096	1,096	916	925
2000-214-00000-50270	PARK ENF - TERM LIFE INSUR	81	86	69	86	86	86

Budget Worksheet

Division: 214 - Parking Enforcement		2021-2022 Actual	2022-2023 Budget	2022-2023 YTD Actual	Defined Budgets 2022-2023 CY Estimate	2023-2024 Recommended	2023-2024 Adopted-PRT
2000-214-00000-50300	PARK ENF - PERS CONTRIBUTIONS	8,625	10,232	7,663	10,232	6,881	7,351
2000-214-00000-50320	PARK ENF - FT DEFER COMP	841	909	646	909	762	815
2000-214-00000-50400	PARK ENF - MEDICARE	723	700	546	700	602	641
2000-214-00000-51000	PARK ENF - CONTRACTUAL SVC	75	700	0	700	700	700

BUDGET DETAIL

BUDGET CODE	DESCRIPTION	UNITS	PRICE	AMOUNT
ADOPTED-PRT	HEARING OFFICER	0.00	0.00	700

2000-214-00000-51040	PARK ENF - LEGAL SVC	0	500	0	500	500	500
2000-214-00000-51200	PARK ENF - PRINT & AD SVC	3,481	1,500	0	1,500	1,500	1,500

BUDGET NOTES

BUDGET CODE	SUBJECT	DESCRIPTION
ADOPTED-PRT	PRINT	CITATION BOOKS AND MISC PUBLIC OUTREACH NOTICES

2000-214-00000-51210	PARK ENF - EQUIP MAINT SVC	97	150	135	150	150	150
2000-214-00000-51220	PARK ENF - VEHICLE MAINT SVC	0	500	0	500	500	500

BUDGET NOTES

BUDGET CODE	SUBJECT	DESCRIPTION
ADOPTED-PRT	VEH MAINTENANCE	MAINTENANCE FOR PUBLIC WORKS TECHNICIAN VEHICLE

2000-214-00000-51550	PARK ENF - EMPL CONTINUE EDUC & DEVT	0	100	0	100	100	100

BUDGET NOTES

BUDGET CODE	SUBJECT	DESCRIPTION
ADOPTED-PRT	SEMINAR	PARKING ENFORCEMENT SEMINAR ($200 – SPLIT 50%/50% WITH 2000-310-00000-51550)

2000-214-00000-52020	PARK ENF - OFFICE SUPPLIES	0	100	0	100	100	100
2000-214-00000-52050	PARK ENF - TOOL&NON-CAPITAL EQUIP	0	500	0	500	500	500

BUDGET NOTES

BUDGET CODE	SUBJECT	DESCRIPTION
ADOPTED-PRT	TOOLS	WEATHERPROOF CITATION ENVELOPES, MARKING CHALK, ETC AND MISC. TOOLS

2000-214-00000-52100	PARK ENF - FUEL SUPPLIES	1,457	2,000	1,994	2,000	2,000	2,000

BUDGET NOTES

BUDGET CODE	SUBJECT	DESCRIPTION
ADOPTED-PRT	FUEL	FUEL COST OF CROSSING GUARD/PARKING ENFORCEMENT VEHICLE ($4,700 – SPLIT 75%/25% WITH 2000-310-00000-52100)

Budget Worksheet

Division: 214 - Parking Enforcement		2021-2022 Actual	2022-2023 Budget	2022-2023 YTD Actual	Defined Budgets 2022-2023 CY Estimate	2023-2024 Recommended	2023-2024 Adopted-PRT
2000-214-00000-52990	PARK ENF - PUBL& SUBSCRIPT	0	25	0	25	25	25
BUDGET NOTES							
BUDGET CODE	SUBJECT	DESCRIPTION					
ADOPTED-PRT	PUBL	PARKING ENFORCEMENT PUBLICATIONS & SUBSCRIPTIONS					
Division: 214 - Parking Enforcement Total:		**104,962**	**153,848**	**88,033**	**115,928**	**106,088**	**109,342**

Engineering
Division: 223

The Engineering Division is responsible for reviewing public and private improvements for utility and land development projects for conformance with state and local requirements. The primary areas of responsibility of the Division include:

- Provide conditions of approval for land development projects
- Review and approve all Parcel and Tract maps for land divisions
- Perform grading and improvement plan check
- Issue grading and encroachment permits
- Ensure that proposed land development projects and construction sites conform to National Pollutant Discharge Elimination System (NPDES) requirements
- Review and approve bond estimates and improvement agreements for private land development projects
- Perform inspection services of land development and encroachment permit projects

In addition to City staff, the Division contracts with a private firm for map check, plan check, and construction inspection services for land development and utility projects. The Division can contract with an additional private firm to provide floodplain management services related to land development projects when necessary.

Costs for staff time and contractors devoted to land development and utility projects are funded through developer deposits and encroachment permit fees and are reflected in the Engineer/PW Fund. The General Fund is utilized for a few annual expenses such as membership dues and conferences. The General Fund is also used to subsidize Engineering staff costs when staff time is not attributable to developer or utility projects.

Budget Worksheet

Division: 223 - Engineering/Flood Control		2021-2022 Actual	2022-2023 Budget	2022-2023 YTD Actual	Defined Budgets 2022-2023 CY Estimate	2023-2024 Recommended	2023-2024 Adopted-PRT
Division: 223 - Engineering/Flood Control							
1000-223-00000-51550	ENGR - EMPL CONTINUE EDUC & DEVT	0	1,500	0	1,500	3,000	3,000

BUDGET DETAIL

BUDGET CODE	DESCRIPTION	UNITS	PRICE	AMOUNT
ADOPTED-PRT	ANNUAL TRAINING	1.00	500.00	500
ADOPTED-PRT	MEMBERSHIPS	0.00	0.00	1,000
ADOPTED-PRT	PROFESSIONAL CONFERENCES	1.00	1,000.00	1,000
ADOPTED-PRT	TRAVEL RELATED TO MEETINGS & CONFERENCES	0.00	0.00	500

1000-223-00000-51560	ENGR - TRAVEL COSTS	0	84	0	84	84	84

BUDGET NOTES

BUDGET CODE	SUBJECT	DESCRIPTION
ADOPTED-PRT	MILEAGE	MISCELLANEOUS MILEAGE

1000-223-00000-59010	ENGR - TFER TO OTH FUNDS	97,656	168,119	0	19,807	162,744	174,293
2205-223-00000-50020	ENGR - SALARIES (FT)	115,290	134,897	125,147	134,897	146,857	157,137
2205-223-00000-50100	ENGR - BILINGUAL PAY	0	0	0	0	0	0
2205-223-00000-50200	ENGR - MEDICAL HLTH INSUR	18,933	21,841	20,144	21,841	26,460	26,460
2205-223-00000-50210	ENGR - DENTAL INSUR	1,527	1,484	1,435	1,484	1,823	1,823
2205-223-00000-50220	ENGR - VISION INSUR	254	314	291	314	360	360
2205-223-00000-50230	ENGR - ST/LT DISABILITY INSUR	321	729	736	729	794	848
2205-223-00000-50240	ENGR - EMPLOYEE ASST PROGR	22	0	0	0	0	0
2205-223-00000-50250	ENGR - WORKERS COMP INSUR	2,912	3,298	3,298	3,298	3,572	3,609
2205-223-00000-50270	ENGR - TERM LIFE INSUR	168	255	158	255	281	281
2205-223-00000-50300	ENGR - PERS CONTRIBUTIONS	9,359	9,636	8,958	9,636	11,374	12,164
2205-223-00000-50320	ENGR - FT DEFER COMP	2,596	2,698	2,759	2,698	3,365	3,601
2205-223-00000-50400	ENGR - MEDICARE	1,740	2,080	1,856	2,080	2,263	2,415
2205-223-00000-50500	ENGR - AUTO ALLOWANCE	1,867	1,860	1,867	1,860	1,860	1,860
2205-223-00000-50510	ENGR - CELLULAR PHONES/ALLOW	0	0	0	0	0	0
2205-223-00000-51000	ENGR - CONTRACTUAL SVC	0	65,000	11,500	20,000	65,000	65,000

BUDGET NOTES

BUDGET CODE	SUBJECT	DESCRIPTION
ADOPTED-PRT	ASSESSMENT - NEW/ANNEXATION	EXPENSE FOR ASSESSMENT ENGINEERING SERVICE IS ALSO CALCULATED HERE. OFFSETTING REVENUE IS REFLECTED IN 2205-000-00000-43360.

Division: 223 - Engineering/Flood Control

		2021-2022 Actual	2022-2023 Budget	2022-2023 YTD Actual	Defined Budgets 2022-2023 CY Estimate	2023-2024 Recommended	2023-2024 Adopted-PRT
ADOPTED-PRT	FLOOD PLAIN	COSTS ARE FOR CONSULTING SERVICES PERFORMING FLOODPLAIN MANAGEMENT SERVICES RELATED TO LAND DEVELOPMENT PROJECTS. REVENUE IS PROVIDED THROUGH DEVELOPER FEES (2205-000-E0040-43040) AND AN ADDITIONAL 15% OF CONSULTANT COSTS GOES TO 2205-000-00000-43090.					

BUDGET DETAIL

BUDGET CODE	DESCRIPTION	UNITS	PRICE	AMOUNT
ADOPTED-PRT	ASSESSMENT ENGINEER - NEW FORMATION/ANNEXATION	0.00	0.00	9,350
ADOPTED-PRT	FLOOD PLAIN MGT SVC CONSULTANT	0.00	0.00	20,650
ADOPTED-PRT	TELECOMMUNICATION FACILITY CONSULTING SERVICES	0.00	0.00	35,000

2205-223-00000-51040	ENGR - LEGAL SVC	795	50,000	1,139	4,000	4,000	4,000

BUDGET DETAIL

BUDGET CODE	DESCRIPTION	UNITS	PRICE	AMOUNT
ADOPTED-PRT	GENERAL LEGAL EXPENSES	0.00	0.00	4,000

2205-223-00000-51560	ENGR - TRAVEL COSTS	0	60	0	60	60	60

BUDGET NOTES

BUDGET CODE	SUBJECT	DESCRIPTION
ADOPTED-PRT	MILEAGE	MISCELLANEOUS MILEAGE

2205-223-00000-54040	ENGR - COMMUNICATION SVC	626	660	577	660	660	660
2205-223-00000-56100	ENGR - COST PLAN CHRG	77,349	95,276	95,276	95,276	69,984	69,984
2205-223-E0037-51060	ENGR REVIEW- MUNI ENGR SVC	96,145	105,000	231,016	176,688	105,000	105,000

BUDGET NOTES

BUDGET CODE	SUBJECT	DESCRIPTION
ADOPTED-PRT	PLAN CHECK	ENGINEERING - PLAN CHECK. EXPENDITURE LINE IS CONNECTED TO REVENUE LINE 2205-000-00000-43020 (PUBLIC IMPROVEMENT PLAN CHECK). BUDGETED EXPENSES ARE EQUAL TO 70% OF REVENUE LINE.

2205-223-E0038-51060	ENGR INSPECT - MUNI ENGR SVC	81,470	60,200	51,616	60,200	60,200	60,200

BUDGET NOTES

BUDGET CODE	SUBJECT	DESCRIPTION
ADOPTED-PRT	INSPECTIONS	ENGINEERING - INSPECTIONS. EXPENDITURE LINE IS CONNECTED TO REVENUE LINE 2205-000-00000-43030 (ENGINEERING INSPECTIONS). BUDGETED EXPENSES ARE EQUAL TO 70% OF REVENUE LINE.

2205-223-E0039-51060	ENGR ENCROACH - MUNI ENGR SVC	0	2,500	0	2,500	2,500	2,500

Budget Worksheet

Division: 223 - Engineering/Flood Control		2021-2022 Actual	2022-2023 Budget	2022-2023 YTD Actual	Defined Budgets 2022-2023 CY Estimate	2023-2024 Recommended	2023-2024 Adopted-PRT
BUDGET NOTES							
BUDGET CODE	SUBJECT	DESCRIPTION					
ADOPTED-PRT	RQST	EXPENDITURE LINE IS CONNECTED TO REVENUE LINE 2205-000-00000-43140 (ENCROACHMENT PERMITS). BUDGETED EXPENSES ARE EQUAL TO 70% OF ENCROACHMENT PERMIT REVENUE WHEN 3RD PARTY IS USED. THIS IS FOR SPECIAL PROJECTS WHERE CONSULTANT PROVIDES INSPECTION SERVICES VS. STANDARD CITY STAFF.					
2205-223-E0073-51040	FAIRFIELD INN B/E CONSTR ISSUES - LEGAL SVC	0	0	0	0	0	0
	Division: 223 - Engineering/Flood Control Total:	**509,029**	**727,491**	**557,778**	**559,866**	**672,241**	**695,339**

NPDES - Stormwater Management

Division: 231

The Stormwater Management Program provides for the development, implementation and administration of a number of federally mandated programs promulgated by the National Pollutant Discharge Elimination System (NPDES). These programs are designed to reduce or eliminate pollutants entering the City's storm drain systems. The City is part of the Calleguas Creek Watershed and participates in a number of watershed-based programs. The City complies with the Regional Water Quality Control Board's stormwater permit and Total Maximum Daily Load (TMDL) requirements. City programs include public outreach, illicit discharge/illicit connection enforcement, stormwater inspections for designated businesses, water quality monitoring and litter reduction. A new addition to the program is the requirement for installation of full capture devices in commercial, industrial, and high-density residential areas to prevent trash from entering the local waterway.

Budget Worksheet

Division: 231 - NPDES		2021-2022 Actual	2022-2023 Budget	2022-2023 YTD Actual	Defined Budgets 2022-2023 CY Estimate	2023-2024 Recommended	2023-2024 Adopted-PRT
Division: 231 - NPDES							
1000-231-00000-50020	NPDES - SALARIES (FT)	31,252	28,734	5,227	28,734	15,521	16,607
1000-231-00000-50110	NPDES - LONGEVITY PAY	385	415	0	415	0	0
1000-231-00000-50200	NPDES - MEDICAL HLTH INSUR	4,688	5,210	1,879	5,210	5,296	5,296
1000-231-00000-50210	NPDES - DENTAL INSUR	382	355	94	355	377	377
1000-231-00000-50220	NPDES - VISION INSUR	62	74	18	74	74	74
1000-231-00000-50230	NPDES - ST/LT DISABILITY INSUR	74	155	38	155	84	90
1000-231-00000-50240	NPDES - EMPLOYEE ASST PROGR	4	0	0	0	0	0
1000-231-00000-50250	NPDES - WORKERS COMP INSUR	595	703	703	703	378	381
1000-231-00000-50270	NPDES - TERM LIFE INSUR	37	38	9	38	38	38
1000-231-00000-50300	NPDES - PERS CONTRIBUTIONS	5,309	6,416	1,579	6,416	1,209	1,293
1000-231-00000-50320	NPDES - FT DEFER COMP	525	583	104	583	310	332
1000-231-00000-50400	NPDES - MEDICARE	468	433	76	433	240	256
1000-231-00000-51000	NPDES - CONTRACTUAL SVC	89,340	100,000	32,352	100,000	125,000	125,000

BUDGET NOTES

BUDGET CODE	SUBJECT	DESCRIPTION
ADOPTED-PRT	VCWPD INCREASE	VCSQMP WMP IMPLEMENTATION OF NEW REQUIREMENTS DUE TO NEW MS4 REQUIREMENTS. NEW MONITORING AND FEASIBILITY STUDIES, WMP UPDATES, CAPITOL CONSTRUCTION, ACCOUNTING REPORTING, RAA MODELING.

BUDGET DETAIL

BUDGET CODE	DESCRIPTION	UNITS	PRICE	AMOUNT
ADOPTED-PRT	TMDL MONITORING PROGRAM	0.00	0.00	45,000
ADOPTED-PRT	VCWPD IMPLEMENTATION AGREEMENT	0.00	0.00	80,000

1000-231-00000-51040	NPDES - LEGAL SVC	298	2,500	1,463	2,500	2,500	2,500

BUDGET NOTES

BUDGET CODE	SUBJECT	DESCRIPTION
ADOPTED-PRT	RQST	ORDINANCE UPDATE

1000-231-00000-51560	NPDES - TRAVEL COSTS	0	50	0	50	50	50
1000-231-00000-52000	NPDES - GENERAL/PROGRAM SUPPL	681	2,500	1,500	1,500	1,500	1,500

BUDGET NOTES

BUDGET CODE	SUBJECT	DESCRIPTION
ADOPTED-PRT	RQST	STENCILS, PAINT AND EQUIPMENT. CATCH BASIN STENCILING PROGRAM; SPILL RESPONSE KITS, STRAW WATTLES, ARROYO SIGNS, ETC.

Budget Worksheet

Division: 231 - NPDES			2021-2022 Actual	2022-2023 Budget	2022-2023 YTD Actual	Defined Budgets 2022-2023 CY Estimate	2023-2024 Recommended	2023-2024 Adopted-PRT
1000-231-00000-52050	NPDES - TOOL&NON-CAPITAL EQUIP		0	250	68	250	250	250
BUDGET NOTES								
BUDGET CODE	SUBJECT	DESCRIPTION						
ADOPTED-PRT	RQST	STORMWATER MATERIALS. ILLICIT DISCHARGE TESTING KIT (CHLORINE/SALTS KIT). GENERAL STORMWATER MATERIALS.						
1000-231-00000-52990	NPDES - PUBL& SUBSCRIPT		0	200	0	200	200	200
1000-231-00000-54040	NPDES - COMMUNICATION SVC		0	50	0	50	50	50
1000-231-00000-54050	NPDES - OPERATE PERMIT FEES		17,666	18,000	17,691	18,000	18,000	18,000
BUDGET NOTES								
BUDGET CODE	SUBJECT	DESCRIPTION						
ADOPTED-PRT	RQST	CITY'S NPDES PERMIT FEE.						
1000-231-E0054-52000	NPDES - GENERAL/PROGRAM SUPPL		0	500	0	500	500	500
BUDGET NOTES								
BUDGET CODE	SUBJECT	DESCRIPTION						
ADOPTED-PRT	RQST	PUBLIC OUTREACH MATERIALS						
1000-231-P0014-51000	NPDES BUSINESS INSP - CONTRACTUAL SVC		15,740	9,247	4,016	9,247	75,000	75,000
BUDGET NOTES								
BUDGET CODE	SUBJECT	DESCRIPTION						
ADOPTED-PRT	RECOMMENDED	STORMWATER INSPECTIONS & NPDES PROGRAM MGNT REMAINING INSPECTIONS FROM PREVIOUS YEAR'S PROCESS.						
2302-231-P0007-50020	DEBRIS BASINS - SALARIES (FT)		340	353	347	353	347	371
2302-231-P0007-50100	DEBRIS BASINS - BILINGUAL PAY		4	4	4	4	4	4
2302-231-P0007-50110	DEBRIS BASINS - LONGEVITY PAY		5	5	5	5	5	6
2302-231-P0007-50120	DEBRIS BASINS - UNIFORM ALLOW		2	3	1	3	3	3
2302-231-P0007-50200	DEBRIS BASINS - MEDICAL HLTH INSUR		117	130	131	130	144	144
2302-231-P0007-50210	DEBRIS BASINS - DENTAL INSUR		9	9	8	9	9	9
2302-231-P0007-50220	DEBRIS BASINS - VISION INSUR		2	2	1	2	2	2
2302-231-P0007-50230	DEBRIS BASINS - ST/LT DISABILITY INSUR		1	2	2	2	2	2
2302-231-P0007-50250	DEBRIS BASINS - WORKERS COMP INSUR		8	9	9	9	8	9
2302-231-P0007-50270	DEBRIS BASINS - TERM LIFE INSUR		0	1	0	1	1	1
2302-231-P0007-50300	DEBRIS BASINS - PERS CONTRIBUTIONS		67	81	79	81	73	78
2302-231-P0007-50320	DEBRIS BASINS - FT DEFER COMP		7	7	6	7	7	8

Budget Worksheet

Division: 231 - NPDES		2021-2022 Actual	2022-2023 Budget	2022-2023 YTD Actual	Defined Budgets 2022-2023 CY Estimate	2023-2024 Recommended	2023-2024 Adopted-PRT
2302-231-P0007-50400	DEBRIS BASINS - MEDICARE	5	6	6	6	6	6
2305-231-P0007-50020	DEBRIS BASINS - SALARIES (FT)	340	353	347	353	347	371
2305-231-P0007-50100	DEBRIS BASINS - BILINGUAL PAY	4	4	4	4	4	4
2305-231-P0007-50110	DEBRIS BASINS - LONGEVITY PAY	5	5	5	5	5	6
2305-231-P0007-50120	DEBRIS BASINS - UNIFORM ALLOW	2	3	1	3	3	3
2305-231-P0007-50200	DEBRIS BASINS - MEDICAL HLTH INSUR	117	130	131	130	144	144
2305-231-P0007-50210	DEBRIS BASINS - DENTAL INSUR	9	9	8	9	9	9
2305-231-P0007-50220	DEBRIS BASINS - VISION INSUR	2	2	1	2	2	2
2305-231-P0007-50230	DEBRIS BASINS - ST/LT DISABILITY INSUR	1	2	2	2	2	2
2305-231-P0007-50250	DEBRIS BASINS - WORKERS COMP INSUR	8	9	9	9	8	9
2305-231-P0007-50270	DEBRIS BASINS - TERM LIFE INSUR	0	1	0	1	1	1
2305-231-P0007-50300	DEBRIS BASINS - PERS CONTRIBUTIONS	67	81	79	81	73	78
2305-231-P0007-50320	DEBRIS BASINS - FT DEFER COMP	7	7	6	7	7	8
2305-231-P0007-50400	DEBRIS BASINS - MEDICARE	5	6	6	6	6	6
2310-231-P0007-50020	DEBRIS BASINS - SALARIES (FT)	4,077	4,239	4,173	4,239	4,158	4,449
2310-231-P0007-50100	DEBRIS BASINS - BILINGUAL PAY	50	50	50	50	50	50
2310-231-P0007-50110	DEBRIS BASINS - LONGEVITY PAY	60	62	62	62	62	67
2310-231-P0007-50120	DEBRIS BASINS - UNIFORM ALLOW	20	30	19	30	30	30
2310-231-P0007-50200	DEBRIS BASINS - MEDICAL HLTH INSUR	1,404	1,557	1,570	1,557	1,726	1,726
2310-231-P0007-50210	DEBRIS BASINS - DENTAL INSUR	111	107	107	107	113	113
2310-231-P0007-50220	DEBRIS BASINS - VISION INSUR	18	22	21	22	22	22
2310-231-P0007-50230	DEBRIS BASINS - ST/LT DISABILITY INSUR	14	23	28	23	22	24
2310-231-P0007-50240	DEBRIS BASINS - EMPLOYEE ASST PROGR	1	0	0	0	0	0
2310-231-P0007-50250	DEBRIS BASINS - WORKERS COMP INSUR	90	104	104	104	101	102
2310-231-P0007-50270	DEBRIS BASINS - TERM LIFE INSUR	8	8	8	8	8	8
2310-231-P0007-50300	DEBRIS BASINS - PERS CONTRIBUTIONS	819	975	951	975	871	930
2310-231-P0007-50320	DEBRIS BASINS - FT DEFER COMP	79	86	82	86	84	90
2310-231-P0007-50400	DEBRIS BASINS - MEDICARE	66	67	67	67	66	71
2316-231-P0007-51000	DEBRIS BASINS - CONTRACTUAL SVC	0	3,000	0	3,000	3,000	3,000

Budget Worksheet

Division: 231 - NPDES			2021-2022 Actual	2022-2023 Budget	2022-2023 YTD Actual	Defined Budgets 2022-2023 CY Estimate	2023-2024 Recommended	2023-2024 Adopted-PRT
BUDGET NOTES								
BUDGET CODE	SUBJECT	DESCRIPTION						
ADOPTED-PRT	RQST	BMP MAINTENANCE. MAINTENANCE OF THE CATCH BASIN INSERTS ALONG GISLER AVENUE.						
2800-231-00000-51000	ARPA - CONTRACTUAL SVC		0	80,000	0	0	0	0
		Division: 231 - NPDES Total:	**175,458**	**267,967**	**75,281**	**186,967**	**258,112**	**259,762**

Street Maintenance

Division: 311

The Street Maintenance Division is responsible for maintaining all City streets and rights-of-way and for administering related capital improvement projects. Division personnel perform minor street maintenance, stenciling, roadside litter and weed removal, storm drain maintenance, and street sign installation as required within the City. Major street repairs, street striping, street sweeping, traffic signal maintenance, are contracted and design and construction of major street improvement projects.

The Gas Tax Fund, Road Maintenance and Rehabilitation Account Fund, State Local Transportation Fund, Traffic Safety Fund, and Area of Contribution (AOC) Funds support street maintenance and improvement projects.

Budget Worksheet

Division: 311 - Street Maintenance		2021-2022 Actual	2022-2023 Budget	2022-2023 YTD Actual	Defined Budgets 2022-2023 CY Estimate	2023-2024 Recommended	2023-2024 Adopted-PRT
Division: 311 - Street Maintenance							
2001-311-C0037-59010	ARROYO DR BIKE/PED - TFER TO OTH FUNDS	2,440	0	0	0	0	0
2014-311-C0020-51040	PRINCETON AV IMPROV - LEGAL SVC	410	0	0	0	0	0
2014-311-C0020-59010	PRINCETON AV IMPROV - TFER TO OTH FUNDS	720	0	0	0	0	0
2014-311-C0026-59010	LA AVE MEDIANS - TFER TO OTH FUNDS	0	0	0	0	0	0
2411-311-00000-51000	ST MAINT - CONTRACTUAL SERVICES	3,390	3,000	3,000	3,000	3,000	3,000

BUDGET DETAIL

BUDGET CODE	DESCRIPTION	UNITS	PRICE	AMOUNT
ADOPTED-PRT	TDA ARTICLE 3 FINANCIAL & COMPLIANCE AUDIT	0.00	0.00	3,000

2411-311-L0078-53000	LASSEN PED/BIKE LN - PROP MAINT	0	25,000	0	0	0	0
2412-311-00000-50020	ST MAINT - SALARIES (FT)	139,825	160,984	150,218	160,984	171,053	183,027
2412-311-00000-50100	ST MAINT - BILINGUAL PAY	735	732	734	732	732	732
2412-311-00000-50110	ST MAINT - LONGEVITY PAY	1,411	1,492	1,497	1,492	1,554	1,662
2412-311-00000-50120	ST MAINT - UNIFORM ALLOW	285	490	580	490	490	490
2412-311-00000-50200	ST MAINT - MEDICAL HLTH INSUR	45,801	53,762	50,444	53,762	55,926	55,926
2412-311-00000-50210	ST MAINT - DENTAL INSUR	3,615	3,669	3,557	3,669	3,826	3,826
2412-311-00000-50220	ST MAINT - VISION INSUR	598	766	719	766	754	754
2412-311-00000-50230	ST MAINT - ST/LT DISABILITY INSUR	419	869	1,098	869	924	988
2412-311-00000-50240	ST MAINT - EMPLOYEE ASST PROGR	46	0	0	0	0	0
2412-311-00000-50250	ST MAINT - WORKERS COMP INSUR	3,417	3,936	3,936	3,936	4,161	4,203
2412-311-00000-50270	ST MAINT - TERM LIFE INSUR	273	315	280	315	364	364
2412-311-00000-50300	ST MAINT - PERS CONTRIBUTIONS	19,469	22,629	21,754	22,629	22,519	24,070
2412-311-00000-50320	ST MAINT - FT DEFER COMP	2,808	3,248	3,038	3,248	3,537	3,785
2412-311-00000-50400	ST MAINT - MEDICARE	2,195	2,519	2,383	2,519	2,687	2,864
2412-311-00000-50500	ST MAINT - AUTO ALLOWANCE	373	372	373	372	372	372
2412-311-00000-50510	ST MAINT - CELLULAR PHONES/ALLOW	0	0	0	0	0	0
2412-311-00000-51000	ST MAINT - CONTRACTUAL SVC	3,390	14,000	3,000	5,000	5,000	5,000

BUDGET NOTES

BUDGET CODE	SUBJECT	DESCRIPTION
ADOPTED-PRT	RQST	STRIPING

Budget Worksheet

Division: 311 - Street Maintenance		2021-2022 Actual	2022-2023 Budget	2022-2023 YTD Actual	Defined Budgets 2022-2023 CY Estimate	2023-2024 Recommended	2023-2024 Adopted-PRT
BUDGET DETAIL							
BUDGET CODE	DESCRIPTION		UNITS	PRICE			AMOUNT
ADOPTED-PRT	TDA ARTICLE 8A FINANCIAL & COMPLIANCE AUDIT		0.00	0.00			5,000
2412-311-00000-52010	ST MAINT - MAINT&REPAIR SUPPLIES	43,174	37,000	38,531	33,000	40,000	40,000
BUDGET NOTES							
BUDGET CODE	SUBJECT	DESCRIPTION					
ADOPTED-PRT	RQST	PAINT, BARRICADES, SIGNS ASHPALT/CONCRETE.					
2412-311-00000-54040	ST MAINT - COMMUNICATION SVC	0	325	0	325	325	325
BUDGET DETAIL							
BUDGET CODE	DESCRIPTION		UNITS	PRICE			AMOUNT
ADOPTED-PRT	CELL PHONE REIMB - PWSI		0.00	0.00			325
2412-311-C0035-59010	ARROYO DRIVE OVERLAY - TFER TO OTH FUNDS	800	0	0	0	0	0
2412-311-M0047-59010	DOWNTOWN AREA SLURRY SEAL - TFER TO OTH FUNDS	0	0	0	0	0	0
2413-311-00000-51000	STA-SGR - CONTRACTUAL SVC	3,390	3,000	3,000	3,000	3,000	3,000
BUDGET DETAIL							
BUDGET CODE	DESCRIPTION		UNITS	PRICE			AMOUNT
ADOPTED-PRT	STA AUDIT		0.00	0.00			3,000
2414-311-C0029-59010	METROLK SLOT NEW ENTRY - TFER TO OTH FUNDS	0	0	0	0	0	0
2415-311-00000-50020	ST MAINT - SALARIES (FT)	156,504	179,615	154,641	179,615	183,456	196,299
2415-311-00000-50040	ST MAINT - OVERTIME	1,820	3,500	3,056	3,500	3,500	3,500
2415-311-00000-50050	ST MAINT - PREMIUM/CERT PAY	15,639	20,000	15,684	20,000	20,000	20,000
2415-311-00000-50100	ST MAINT - BILINGUAL PAY	877	873	956	873	873	873
2415-311-00000-50110	ST MAINT - LONGEVITY PAY	1,354	1,428	1,328	1,428	1,350	1,444
2415-311-00000-50120	ST MAINT - UNIFORM ALLOW	1,720	1,525	1,539	1,525	1,525	1,525
2415-311-00000-50200	ST MAINT - MEDICAL HLTH INSUR	49,795	59,829	52,142	59,829	66,715	66,715
2415-311-00000-50210	ST MAINT - DENTAL INSUR	4,183	3,967	3,759	3,967	4,429	4,429
2415-311-00000-50220	ST MAINT - VISION INSUR	661	804	751	804	872	872
2415-311-00000-50230	ST MAINT - ST/LT DISABILITY INSUR	465	970	1,047	970	991	1,060
2415-311-00000-50240	ST MAINT - EMPLOYEE ASST PROGR	52	0	0	0	0	0
2415-311-00000-50250	ST MAINT - WORKERS COMP INSUR	3,882	4,392	4,392	4,392	4,463	4,507
2415-311-00000-50270	ST MAINT - TERM LIFE INSUR	321	361	311	361	390	390

Budget Worksheet

Division: 311 - Street Maintenance		2021-2022 Actual	2022-2023 Budget	2022-2023 YTD Actual	Defined Budgets 2022-2023 CY Estimate	2023-2024 Recommended	2023-2024 Adopted-PRT
2415-311-00000-50300	ST MAINT - PERS CONTRIBUTIONS	23,755	26,325	24,928	26,325	24,302	25,973
2415-311-00000-50310	ST MAINT - PT RETIREMENT CONTRIB	0	0	0	0	0	0
2415-311-00000-50320	ST MAINT - FT DEFER COMP	3,287	3,621	3,320	3,621	3,782	4,046
2415-311-00000-50400	ST MAINT - MEDICARE	2,664	3,150	2,648	3,150	3,228	3,417
2415-311-00000-50500	ST MAINT - AUTO ALLOWANCE	373	372	373	372	372	372
2415-311-00000-50510	ST MAINT - CELLULAR PHONES/ALLOW	0	0	0	0	0	0
2415-311-00000-51000	ST MAINT - CONTRACTUAL SVC	20,706	52,293	2,116	9,293	50,000	50,000

BUDGET DETAIL

BUDGET CODE	DESCRIPTION	UNITS	PRICE	AMOUNT
ADOPTED-PRT	CALIFORNIA STREET REPORT	0.00	0.00	2,000
ADOPTED-PRT	INTERN ASSISTANCE	0.00	0.00	4,000
ADOPTED-PRT	PART-TIME CONSULTANT SVC	0.00	0.00	43,000
ADOPTED-PRT	UNDERGROUND SERVICE ALERT	0.00	0.00	1,000

2415-311-00000-51040	ST MAINT - LEGAL SVC	1,583	500	0	500	500	500
2415-311-00000-51200	ST MAINT - PRINT & AD SVC	29	1,500	95	1,500	1,500	1,500

BUDGET NOTES

BUDGET CODE	SUBJECT	DESCRIPTION
ADOPTED-PRT	RQST	FLIERS, SIGNS, ETC.

2415-311-00000-51210	ST MAINT - EQUIP MAINT SVC	87,924	130,400	98,708	106,400	118,500	118,500

BUDGET NOTES

BUDGET CODE	SUBJECT	DESCRIPTION
ADOPTED-PRT	RQST	REPEATER COSTS AND EQUIPMENT MAINTENANCE REPEATER COSTS- BACKHOE, COMPRESSOR, AND OTHER EQUIPMENT MAINTENANCE.

BUDGET DETAIL

BUDGET CODE	DESCRIPTION	UNITS	PRICE	AMOUNT
ADOPTED-PRT	MAINTENANCE OF 2ND STREET PEDESTRIAN CROSSING	0.00	0.00	7,000
ADOPTED-PRT	MISC EQUIPMENT MAINT (BACKHOE, ETC)	0.00	0.00	5,000
ADOPTED-PRT	REMOTE ACCESS MESSAGE BOARD	0.00	0.00	500
ADOPTED-PRT	REPEATER ACCESS COST	0.00	0.00	1,000
ADOPTED-PRT	STREET NAME SIGNS IN MEDIAN	0.00	0.00	5,000
ADOPTED-PRT	TRAFFIC ENGINEERING SERVICES	0.00	0.00	25,000
ADOPTED-PRT	TRAFFIC SIGNAL ROUTINE & EXTRAORDINARY MAINTENANCE	0.00	0.00	75,000

2415-311-00000-51220	ST MAINT - VEHICLE MAINT SVC	10,980	12,000	7,337	12,000	12,000	12,000

Budget Worksheet

Division: 311 - Street Maintenance		2021-2022 Actual	2022-2023 Budget	2022-2023 YTD Actual	Defined Budgets 2022-2023 CY Estimate	2023-2024 Recommended	2023-2024 Adopted-PRT
BUDGET NOTES							
BUDGET CODE	SUBJECT	DESCRIPTION					
ADOPTED-PRT	RQST	PUBLIC WORKS FIELD VEHICLES MAINTENANCE					
2415-311-00000-51550	ST MAINT - EMPL CONTINUE EDUC & DEVT	395	2,700	700	2,700	2,700	2,700
BUDGET DETAIL							
BUDGET CODE	DESCRIPTION		UNITS	PRICE			AMOUNT
ADOPTED-PRT	MEMBERSHIP & DUES FOR PROFESSIONAL ORGANIZATIONS		0.00	0.00			1,500
ADOPTED-PRT	STAFF TRAINING		6.00	200.00			1,200
2415-311-00000-51560	ST MAINT - TRAVEL COSTS	433	1,000	556	1,000	1,000	1,000
BUDGET NOTES							
BUDGET CODE	SUBJECT	DESCRIPTION					
ADOPTED-PRT	RQST	MISC MILEAGE REIMBURSEMENTS					
2415-311-00000-52010	ST MAINT - MAINT&REPAIR SUPPLIES	3,287	4,000	3,947	4,000	4,000	4,000
BUDGET NOTES							
BUDGET CODE	SUBJECT	DESCRIPTION					
ADOPTED-PRT	RQST	SAFETY EQUIPMENT & WEED ABATEMENT CHEMICALS					
2415-311-00000-52030	ST MAINT - POSTAGE	413	1,000	572	1,000	1,000	1,000
BUDGET NOTES							
BUDGET CODE	SUBJECT	DESCRIPTION					
ADOPTED-PRT	RQST	VARIOUS MAILINGS & NOTICES					
2415-311-00000-52050	ST MAINT - TOOL&NON-CAPITAL EQUIP	625	4,000	2,152	2,000	2,000	2,000
BUDGET NOTES							
BUDGET CODE	SUBJECT	DESCRIPTION					
ADOPTED-PRT	RQST	SPECIAL DEPARTMENT & SMALL TOOLS					
2415-311-00000-52100	ST MAINT - FUEL SUPPLIES	15,510	15,000	18,215	12,000	12,000	12,000
BUDGET NOTES							
BUDGET CODE	SUBJECT	DESCRIPTION					
ADOPTED-PRT	RQST	FUEL FOR PW VEHICLES & 50/50 SPLIT FOR POOL CARS					
2415-311-00000-52990	ST MAINT - PUBL& SUBSCRIPT	827	150	121	150	150	150

Budget Worksheet

Division: 311 - Street Maintenance		2021-2022 Actual	2022-2023 Budget	2022-2023 YTD Actual	Defined Budgets 2022-2023 CY Estimate	2023-2024 Recommended	2023-2024 Adopted-PRT
BUDGET NOTES							
BUDGET CODE	SUBJECT	DESCRIPTION					
ADOPTED-PRT	RQST	TRADE PUBLICATIONS (GREENBOOK, MUTCD, VEHICLE CODE, ETC.)					
2415-311-00000-53100	ST MAINT - RENTAL EXPENSE	428	2,000	0	2,000	2,000	2,000
2415-311-00000-54010	ST MAINT - ELECTRICITY	33,101	32,000	36,405	32,000	32,000	32,000
BUDGET NOTES							
BUDGET CODE	SUBJECT	DESCRIPTION					
ADOPTED-PRT	RQST	ENERGY COSTS FOR CITY CROSSING SIGNALS					
2415-311-00000-54040	ST MAINT - COMMUNICATION SVC	4,530	3,600	6,425	3,600	3,600	3,600
BUDGET NOTES							
BUDGET CODE	SUBJECT	DESCRIPTION					
ADOPTED-PRT	TRAFFIC SIGNAL ($2,100)	CELL PHONE CHARGES PW MAINT STAFF ($415)					
2415-311-00000-56000	ST MAINT - OVERHEAD ALLOCATE	56,128	56,744	0	56,520	59,053	59,053
BUDGET DETAIL							
BUDGET CODE	DESCRIPTION		UNITS	PRICE			AMOUNT
ADOPTED-PRT	OH ALLOCATION - CENTRAL SVC		0.00	0.00			38,624
ADOPTED-PRT	OH ALLOCATION - INFO SYS		0.00	0.00			20,429
2415-311-00000-56100	ST MAINT - COST PLAN CHRG	312,089	247,494	247,494	247,494	251,319	251,319
2416-311-00000-51000	RD MAINT&REHAB - CONTRACTUAL SVC	31,885	24,549	21,299	24,549	24,549	24,549
2434-311-00000-51000	PROP 1B-ST/RDS - CONTRACTUAL SERVICES	3,390	3,000	3,000	3,000	3,000	3,000
BUDGET DETAIL							
BUDGET CODE	DESCRIPTION		UNITS	PRICE			AMOUNT
ADOPTED-PRT	TDA FINANCIAL & COMPLIANCE AUDIT		0.00	0.00			3,000
3005-311-C0009-59010	HIGH ST STREETSCAPE - TFER TO OTH FUNDS	430	0	0	0	0	0
	Division: 311 - Street Maintenance Total:	**1,131,027**	**1,242,770**	**1,008,176**	**1,132,546**	**1,221,343**	**1,250,681**

Fiscal Year 2023/24

Street Lighting
Division: 312

The citywide Lighting & Landscaping Maintenance Assessment District was formed in Fiscal Year 1983-1984 to fund citywide street lighting and landscape maintenance activities for the City. This includes the maintenance of specified landscaped areas funded by assessments levied upon properties within certain designated areas. Other landscaped areas were added to the Assessment Districts. Generally, assessments are levied on the basis of benefit received by the individual property, as determined by an assessment engineering study prepared each year.

The Public Works Department; Finance Department; and Parks, Recreation and Community Services Department are responsible for administering the annual assessment renewal process, managing the assessment engineering contract, overseeing streetlight maintenance, maintaining all landscape and irrigation within the various Assessment Districts, and maintaining certain debris basins funded by District assessments. Costs related to citywide street lighting efforts are accumulated here. Landscape maintenance costs are accumulated in Division 542 of the Parks, Recreation and Community Services Department. Debris basin maintenance costs are accumulated in Division 231 of the Public Works Department.

Budget Worksheet

Division: 312 - Street Lighting		2021-2022 Actual	2022-2023 Budget	2022-2023 YTD Actual	Defined Budgets 2022-2023 CY Estimate	2023-2024 Recommended	2023-2024 Adopted-PRT
Division: 312 - Street Lighting							
2300-312-P0006-51000	STREETLIGHTING - CONTRACTUAL SVC	6,883	7,600	7,043	7,600	7,600	7,600

BUDGET NOTES

BUDGET CODE	SUBJECT	DESCRIPTION
ADOPTED-PRT	RQST	FY 22/23 ASSESSMENT ENGINEERING CONSULTING SVC ASSESSMENT ENGINEERING. DEBRIS BASIN MAINTENANCE COSTS ARE ACCUMULATED IN DIVISION 231 OF THE PUBLIC WORKS DEPARTMENT.

2300-312-P0006-51210	STREETLIGHTING - EQUIP MAINT SVC	39,684	60,000	57,603	54,214	50,000	50,000

BUDGET DETAIL

BUDGET CODE	DESCRIPTION	UNITS	PRICE	AMOUNT
ADOPTED-PRT	STREETLIGHT MAINTENANCE SERVICES	0.00	0.00	50,000

2300-312-P0006-54010	STREETLIGHTING - ELECTRICITY	145,988	285,000	152,233	250,000	250,000	250,000

BUDGET NOTES

BUDGET CODE	SUBJECT	DESCRIPTION
ADOPTED-PRT	RQST	CITY-OWNED STREETLIGHTS THROUGHOUT THE CITY

2415-312-00000-59010	ST LIGHT - TFER TO OTH FUNDS	71,769	36,245	0	0	0	0
	Division: 312 - Street Lighting Total:	**264,323**	**388,845**	**216,880**	**311,814**	**307,600**	**307,600**

Public Transit

Division: 430

The Public Transit Division is responsible for administering the City's local transit programs. The City has six transit programs:

- Moorpark City Transit - The local fixed route bus for general transportation. Currently, there are two bus route services, which operate Monday through Friday, from 6:00 a.m. to 6:00 p.m.
- Intra-City (local) Dial-A-Ride - ADA (Americans with Disabilities Act) Provides paratransit for persons with VCTC certified disabilities as well as Senior Dial-A-Ride (seniors aged 65 and over) who are certified by the City. The service operates Monday through Friday, from 6:00 a.m. to 6:00 p.m. Saturday service (8:00 a.m. to 6:00 p.m.) began July 1, 2018.
- Inter-City (travel to other cities) Dial-A-Ride - ADA Paratransit and Senior Dial-A-Ride. Service is provided through the East County Transit Alliance, a cooperative agreement between the Cities of Moorpark, Simi Valley, Thousand Oaks, and the County of Ventura. Service is available Monday through Friday, from 6:00 a.m. to 6:00 p.m. Service on Saturdays (8:00 a.m. to 6:00 p.m.) began July 1, 2018.
- VCTC Inter-City Bus Services - VCTC East County service connects Moorpark, Moorpark College, Simi Valley, and Thousand Oaks. It meets other VCTC Inter-City routes, linking all Ventura County cities, the Warner Center in Canoga Park, CSUCI and Santa Barbara. Beginning in FY 2013/14, the Ventura County Transportation Commission (VCTC) assumed full funding responsibility for the East County route. Beginning November 10, 2017, VCTC began operating the East-West Connector (now called the Cross County Limited), which connects Moorpark and Moorpark College to Simi Valley, Camarillo, Oxnard, and Ventura. City staff works with VCTC staff to provide assistance with VCTC bus stop updates, a free transfer program, and schedule coordination.
- Metrolink - The Ventura County Line of the regional commuter rail service goes from Montalvo Station in the City of San Buenaventura to Union Station in downtown Los Angeles. This Division provides some maintenance at the Moorpark Metrolink Station and interacts with Amtrak and Metrolink.
- Pilot Mobility Rideshare Program – New service implemented in the spring of 2022. The Program provides general on-demand transit service throughout the City as part of a demonstration project to determine if the service can be more effective than the City’s fixed route bus service.

The City began financing bus service in January 1989 with Transportation Development Act (TDA) Article 8c funds, which funds most public transit programs. In FY 2004/05, Federal Transit Administration (FTA) Urbanized Area funding began supplementing certain eligible capital projects. In FY 2010/11, the City began using Traffic Systems Management funding for operation of the City’s compressed natural gas vehicles.

Budget Worksheet

Division: 430 - Transit		2021-2022 Actual	2022-2023 Budget	2022-2023 YTD Actual	Defined Budgets 2022-2023 CY Estimate	2023-2024 Recommended	2023-2024 Adopted-PRT
Division: 430 - Transit							
2001-430-00000-51000	TRANSIT - CONTRACTUAL SVC	0	4,566	0	4,566	4,566	4,566
2001-430-C0032-59010	METROLK N PARKING - TFER TO OTH FUNDS	0	0	0	0	0	0
2001-430-P0011-51000	CITYTRANSIT - CONTRACTUAL SVC	12,000	0	0	0	0	0

BUDGET NOTES

BUDGET CODE	SUBJECT	DESCRIPTION
ADOPTED-PRT	OPER SVC	TSM PORTION OF TRANSIT OPERATION SERVICES (SERVES AS A "ROUTE GUARANTEE" TO ASSIST FAREBOX RATIO).

2414-430-00000-50020	TRANSIT - SALARIES (FT)	116,052	110,911	38,039	110,911	69,861	74,752
2414-430-00000-50100	TRANSIT - BILINGUAL PAY	0	0	0	0	0	0
2414-430-00000-50110	TRANSIT - LONGEVITY PAY	1,171	1,245	2	1,245	0	0
2414-430-00000-50200	TRANSIT - MEDICAL HLTH INSUR	18,291	20,211	9,638	20,211	19,850	19,850
2414-430-00000-50210	TRANSIT - DENTAL INSUR	1,529	1,422	601	1,422	1,382	1,382
2414-430-00000-50220	TRANSIT - VISION INSUR	247	296	120	296	273	273
2414-430-00000-50230	TRANSIT - ST/LT DISABILITY INSUR	290	598	271	598	377	404
2414-430-00000-50240	TRANSIT - EMPLOYEE ASST PROGR	18	0	0	0	0	0
2414-430-00000-50250	TRANSIT - WORKERS COMP INSUR	2,286	2,712	2,712	2,712	1,700	1,716
2414-430-00000-50270	TRANSIT - TERM LIFE INSUR	142	164	58	164	163	163
2414-430-00000-50300	TRANSIT - PERS CONTRIBUTIONS	17,679	21,012	6,348	21,012	5,435	5,810
2414-430-00000-50320	TRANSIT - FT DEFER COMP	2,079	2,243	817	2,243	1,482	1,586
2414-430-00000-50400	TRANSIT - MEDICARE	1,739	1,679	564	1,679	1,081	1,154
2414-430-00000-50500	TRANSIT - AUTO ALLOWANCE	373	372	373	372	372	372
2414-430-00000-50510	TRANSIT - CELLULAR PHONES/ALLOW	0	0	0	0	0	0
2414-430-00000-51000	TRANSIT - CONTRACTUAL SVC	6,940	21,039	4,000	8,566	8,566	8,566

BUDGET DETAIL

BUDGET CODE	DESCRIPTION	UNITS	PRICE	AMOUNT
ADOPTED-PRT	ANNUAL FINANCIAL & COMPLIANCE AUDIT	0.00	0.00	3,000
ADOPTED-PRT	PASSESNGER INFORMATION SYSTEMS	0.00	0.00	4,566
ADOPTED-PRT	STATE CONTROLLER'S FINANCIAL REPORT	0.00	0.00	1,000

2414-430-00000-51040	TRANSIT - LEGAL SVC	1,864	500	0	500	500	500
2414-430-00000-51200	TRANSIT - PRINT & AD SVC	5,481	6,000	6,068	6,000	6,000	6,000

Budget Worksheet

Division: 430 - Transit			2021-2022 Actual	2022-2023 Budget	2022-2023 YTD Actual	Defined Budgets 2022-2023 CY Estimate	2023-2024 Recommended	2023-2024 Adopted-PRT
BUDGET NOTES								
BUDGET CODE	SUBJECT	DESCRIPTION						
ADOPTED-PRT	PRINT SVC	NEW BUS SCHEDULES AND OTHER PRINTING JOBS. PUBLIC OUTREACH PRINTING: BUS SCHEDULES, MOORPARK BEACH BUS, DIAL-A-RIDE PROGRAMS, ETC.						
2414-430-00000-51210	TRANSIT - EQUIP MAINT SVC		58	61	46	61	61	61
BUDGET NOTES								
BUDGET CODE	SUBJECT	DESCRIPTION						
ADOPTED-PRT	EQUIP SVC	REPEATER ACCESS						
2414-430-00000-51220	TRANSIT - VEHICLE MAINT SVC		121,736	143,000	135,060	143,000	180,000	180,000
BUDGET NOTES								
BUDGET CODE	SUBJECT	DESCRIPTION						
ADOPTED-PRT	BUS MAINT	MOORPARK CITY TRANSIT CAPITAL MAINTENANCE (80% FTA FUNDED, 20% TDA FUNDED). THIS IS CAPITAL MAINTENANCE OF THE CITY'S FIXED-ROUTE BUSES. THE FTA DEFINES ALL MAINTENANCE AS CAPITAL MAINTENANCE (NOT JUST ""PREVENTIVE" MAINTENANCE).						
2414-430-00000-51550	TRANSIT - EMPL CONTINUE EDUC & DEVT		785	1,200	615	1,200	2,000	2,000
BUDGET DETAIL								
BUDGET CODE	DESCRIPTION			UNITS	PRICE			AMOUNT
ADOPTED-PRT	APTA & CAL-ACT			0.00	0.00			600
ADOPTED-PRT	APWA MEETINGS			0.00	0.00			200
ADOPTED-PRT	CAL TRANSIT ASSOCIATION CONFERENCE			0.00	0.00			200
ADOPTED-PRT	TRANSIT SEMINARS & MMASC EVENTS			0.00	0.00			1,000
2414-430-00000-51560	TRANSIT - TRAVEL COSTS		0	28	0	28	28	28
2414-430-00000-52030	TRANSIT - POSTAGE		113	150	32	150	150	150
BUDGET NOTES								
BUDGET CODE	SUBJECT	DESCRIPTION						
ADOPTED-PRT	POSTAGE	BUS SCHEDULE, DIAL-A-RIDE APPLICATIONS, AND OTHER PRINTING JOBS.						
2414-430-00000-52050	TRANSIT - TOOLS&NON-CAPITAL		256	201	182	2,000	2,000	2,000
BUDGET NOTES								
BUDGET CODE	SUBJECT	DESCRIPTION						
ADOPTED-PRT	TOOLS	MAPS, SIGNS DECALS, ETC.						
2414-430-00000-52990	TRANSIT - PUBL& SUBSCRIPT		0	50	0	50	50	50

Budget Worksheet

Division: 430 - Transit

		2021-2022 Actual	2022-2023 Budget	2022-2023 YTD Actual	Defined Budgets: 2022-2023 CY Estimate	Defined Budgets: 2023-2024 Recommended	Defined Budgets: 2023-2024 Adopted-PRT
BUDGET NOTES							
BUDGET CODE	SUBJECT	DESCRIPTION					
ADOPTED-PRT	PUBL	TRANSIT MAGAZINES AND PERIODICALS.					
2414-430-00000-53000	TRANSIT - PROP MAINT SVC	23,418	36,882	26,881	36,882	29,900	29,900
BUDGET DETAIL							
BUDGET CODE	DESCRIPTION		UNITS	PRICE			AMOUNT
ADOPTED-PRT	BUS SHELTER MAINTENANCE		0.00	0.00			3,000
ADOPTED-PRT	TRASH REMOVAL SERVICES		0.00	0.00			26,900
2414-430-00000-54040	TRANSIT - COMMUNICATION SVC	0	16	0	16	16	16
2414-430-00000-56100	TRANSIT - COST PLAN CHRG	243,422	163,144	163,144	163,144	215,481	215,481
2414-430-E0054-52000	TRANSIT - GENERAL/PROGRAM SUPPL	541	500	500	500	500	500
BUDGET NOTES							
BUDGET CODE	SUBJECT	DESCRIPTION					
ADOPTED-PRT	PROGR SUPP	PENS, MAGNETS, ETC. PROMOTIONAL ITEMS SUCH AS MCT PENS, MAGNETS, AND STICKERS.					
2414-430-P0010-51000	PARATRANSIT - CONTRACTUAL SVC	126,714	245,000	213,605	175,000	218,750	218,750
BUDGET NOTES							
BUDGET CODE	SUBJECT	DESCRIPTION					
ADOPTED-PRT	CONTRACT	COMBINATION OF LOCAL AND INTER-CITY DIAL-A-RIDE SERVICES. CITY RECEIVES FEDERAL FUNDING FOR SOME OF THE COSTS OF SERVICE.					
2414-430-P0011-51000	CITYTRANSIT - CONTRACTUAL SVC	592,472	1,116,441	1,195,085	1,204,115	1,272,750	1,272,750
BUDGET NOTES							
BUDGET CODE	SUBJECT	DESCRIPTION					
ADOPTED-PRT	PILOT MOBILITY PROJECT	FY 2023/24 PILOT MOBILITY PROJECT ASSUMES THE USE OF 3 VEHICLES.					
BUDGET DETAIL							
BUDGET CODE	DESCRIPTION		UNITS	PRICE			AMOUNT
ADOPTED-PRT	BEACH BUS SERVICE (TDA & FARES)		0.00	0.00			25,000
ADOPTED-PRT	MICROTRANSIT APP		0.00	0.00			24,000
ADOPTED-PRT	MICROTRANSIT MARKETING		0.00	0.00			10,000
ADOPTED-PRT	OPERATION OF MCT (FTA FUNDING)		0.00	0.00			643,750
ADOPTED-PRT	PILOT MOBILITY PROJECT		0.00	0.00			570,000
2414-430-P0011-54020	CITYTRANSIT - NATURAL GAS	66,756	82,000	83,029	60,000	75,000	75,000
2414-430-P0013-51000	PUBL TRANS-METROLK - CONTRACTUAL SVC	0	10,000	0	0	10,000	10,000

Budget Worksheet

Division: 430 - Transit		2021-2022 Actual	2022-2023 Budget	2022-2023 YTD Actual	Defined Budgets 2022-2023 CY Estimate	2023-2024 Recommended	2023-2024 Adopted-PRT
BUDGET NOTES							
BUDGET CODE	SUBJECT	DESCRIPTION					
ADOPTED-PRT	RQST	MISC CONTRACTUAL SERVICES FOR STATION IMPROVEMENTS.					
2414-430-P0013-52000	PUBL TRANS-METROLK - GENERAL/PROGRAM SUPPL	708	1,500	0	1,500	1,500	1,500
BUDGET NOTES							
BUDGET CODE	SUBJECT	DESCRIPTION					
ADOPTED-PRT	RQST	SPECIAL EVENTS FOR METROLINK, HOSTED BY MOORPARK.					
2414-430-P0013-52050	PUBL TRANS-METROLK - TOOL&NON-CAPITAL EQUIP	0	500	0	500	500	500
2414-430-P0013-53000	PUBL TRANS-METROLK - PROP MAINT SVC	44,335	54,019	47,387	54,019	60,020	60,020
BUDGET DETAIL							
BUDGET CODE	DESCRIPTION		UNITS	PRICE			AMOUNT
ADOPTED-PRT	LANDSCAPE SERVICES		0.00	0.00			48,020
ADOPTED-PRT	PROP MAINT & REPAIR OF THE STATION		0.00	0.00			4,500
ADOPTED-PRT	TREE TRIMMING WITHIN METROLINK STATION AREA		0.00	0.00			7,500
2414-430-P0013-54010	PUBL TRANS-METROLK - ELECTRICITY	7,290	6,000	7,379	6,000	8,000	8,000
BUDGET NOTES							
BUDGET CODE	SUBJECT	DESCRIPTION					
ADOPTED-PRT	RQST	ENERGY COSTS FOR METROLINK STATION.					
2414-430-P0013-54030	PUBL TRANS-METROLK - WATER & SEWAGE	3,075	5,000	3,765	5,000	8,500	8,500
BUDGET NOTES							
BUDGET CODE	SUBJECT	DESCRIPTION					
ADOPTED-PRT	RQST	LANDSCAPE IRRIGATION FOR METROLINK STATION.					
2434-430-C0032-59010	METROLK N PARKING - TFER TO OTH FUNDS	78,470	0	0	0	0	0
	Division: 430 - Transit Total:	**1,498,329**	**2,060,662**	**1,946,331**	**2,035,662**	**2,206,814**	**2,212,300**

Animal/Vector Control

Division: 441

The Animal/Vector Control Division is responsible for administering the City's Animal/Vector control activities, the City's contract with the Ventura County Animal Services (VCAS) Department for animal shelter services, and occasional after-hours services, particularly in support of public safety activity. Animal Control and Vector Control are separate programs within a unified Division. The City began providing Animal Control services in October 2001, in lieu of contract leash law services by VCAS that were limited to eight hours per week (leash law services have not been provided for several years now). VCAS continues to provide animal shelter services, the Animal Nuisance Abatement Hearing Officer, and cat and dog licensing services as a part of the basic contract with the City. VCAS also provides certain statutory functions such as rabies suppression. VCAS also provides emergency after-hours services at a contracted not-to-exceed 30 hours per year. Dog and cat licenses are also issued by City staff as a convenience to residents. Revenue from licenses for dogs and cats as well as other fees offset a portion of the cost of Ventura County Animal Regulation services.

The City assumed the responsibility for the Vector and Mosquito Abatement Program in July 1998, when the Moorpark Mosquito Abatement District (Moorpark MAD) was dissolved. Vectors are commonly known as insects or animals that can potentially transmit disease to animals and humans. The purpose of the Vector Control Program is to prevent new sources of vectors, control existing vectors, and abate their sources. The Moorpark program focuses on mosquitoes, flies and ticks. Service calls for other vectors such as rats and wasps are referred to private pest control companies. Prevention is accomplished through public education and source reduction. Surveillance is conducted to determine vector population density, to collect samples of vectors for laboratory analysis, and to determine the effectiveness of control operations. Enforcement becomes necessary on rare occasions when a property owner fails to abate a vector-related nuisance. City Vector Control staff work closely with the State Department of Health Services to monitor for vector-borne disease that could affect humans such as the West Nile Virus and other forms of disease spread by mosquitoes.

Budget Worksheet

Division: 441 - Animal/Vector Svc		2021-2022 Actual	2022-2023 Budget	2022-2023 YTD Actual	Defined Budgets 2022-2023 CY Estimate	2023-2024 Recommended	2023-2024 Adopted-PRT
Division: 441 - Animal/Vector Svc							
1000-441-00000-50020	ANI/VCT - SALARIES (FT)	89,778	90,067	85,816	90,067	86,784	92,859
1000-441-00000-50040	ANI/VCT - OVERTIME	44	0	29	0	0	0
1000-441-00000-50110	ANI/VCT - LONGEVITY PAY	2,135	2,173	2,129	2,173	2,121	2,270
1000-441-00000-50120	ANI/VCT - UNIFORM ALLOW	514	500	449	500	500	500
1000-441-00000-50200	ANI/VCT - MEDICAL HLTH INSUR	20,562	22,626	22,466	22,626	25,007	25,007
1000-441-00000-50210	ANI/VCT - DENTAL INSUR	1,596	1,484	1,494	1,484	1,573	1,573
1000-441-00000-50220	ANI/VCT - VISION INSUR	263	299	292	299	299	299
1000-441-00000-50230	ANI/VCT - ST/LT DISABILITY INSUR	311	485	629	485	469	501
1000-441-00000-50240	ANI/VCT - EMPLOYEE ASST PROGR	23	0	0	0	0	0
1000-441-00000-50250	ANI/VCT - WORKERS COMP INSUR	1,958	2,202	2,202	2,202	2,111	2,133
1000-441-00000-50270	ANI/VCT - TERM LIFE INSUR	134	139	134	139	139	139
1000-441-00000-50300	ANI/VCT - PERS CONTRIBUTIONS	18,004	20,634	20,011	20,634	17,854	19,096
1000-441-00000-50320	ANI/VCT - FT DEFER COMP	1,779	1,845	1,761	1,845	1,778	1,903
1000-441-00000-50400	ANI/VCT - MEDICARE	1,417	1,417	1,360	1,417	1,369	1,461
1000-441-00000-51040	ANI/VCT - LEGAL SVC	0	250	250	250	250	250
1000-441-00000-51200	ANI/VCT - PRINT & AD SVC	0	250	423	424	250	250
1000-441-00000-51210	ANI/VCT - EQUIP MAINT SVC	234	250	195	250	250	250
1000-441-00000-51220	ANI/VCT - VEHICLE MAINT SVC	1,160	550	241	1,000	1,000	1,000
1000-441-00000-51550	ANI/VCT - EMPL CONTINUE EDUC & DEVT	3,265	4,000	2,336	4,000	4,000	4,000

BUDGET DETAIL

BUDGET CODE	DESCRIPTION	UNITS	PRICE	AMOUNT
ADOPTED-PRT	MEMBERSHIP - MOSQUITO & VECTOR CONTROL ASSOCIATION	0.00	0.00	1,600
ADOPTED-PRT	MVCAC & OTHER MEETINGS & CONFERENCES	0.00	0.00	1,750
ADOPTED-PRT	TRAINING NEEDED TO MAINTAIN STATE CERTIFICATION	0.00	0.00	650

1000-441-00000-52000	ANI/VCT - GENERAL/PROGRAM SUPPL	2,874	3,000	3,333	3,000	3,000	3,000

BUDGET NOTES

BUDGET CODE	SUBJECT	DESCRIPTION
ADOPTED-PRT	RQST	PERSONAL PROTECTION & SAFETY EQUIPMENT; SUPPLIES FOR SENTINEL CHICKEN FLOCK; VECTOR TRAPS

1000-441-00000-52010	ANI/VCT - MAINT&REPAIR SUPPLIES	827	750	264	1,400	1,400	1,400
1000-441-00000-52020	ANI/VCT - OFFICE SUPPLIES	54	100	9	200	200	200

Budget Worksheet

Division: 441 - Animal/Vector Svc		2021-2022 Actual	2022-2023 Budget	2022-2023 YTD Actual	Defined Budgets 2022-2023 CY Estimate	2023-2024 Recommended	2023-2024 Adopted-PRT
1000-441-00000-52030	ANI/VCT - POSTAGE	0	100	0	100	100	100
1000-441-00000-52050	ANI/VCT - TOOL&NON-CAPITAL EQUIP	26	250	521	250	250	250
1000-441-00000-52100	ANI/VCT - FUEL SUPPLIES	4,852	4,300	4,736	3,100	5,500	5,500
1000-441-00000-52990	ANI/VCT - PUBL& SUBSCRIPT	0	50	0	50	50	50
1000-441-00000-53000	ANI/VCT - PROP MAINT SVC	55	0	0	0	0	0
1000-441-00000-54040	ANI/VCT - COMMUNICATION SVC	901	1,000	1,155	1,000	1,000	1,000
BUDGET DETAIL							
BUDGET CODE	DESCRIPTION		UNITS	PRICE			AMOUNT
ADOPTED-PRT	CELLULAR PHONE SVC		0.00	0.00			1,000
1000-441-00000-56000	ANI/VCT - OVERHEAD ALLOCATE	23,004	30,487	0	30,367	30,490	30,490
BUDGET DETAIL							
BUDGET CODE	DESCRIPTION		UNITS	PRICE			AMOUNT
ADOPTED-PRT	OH ALLOCATION - CENTRAL SVC		0.00	0.00			19,942
ADOPTED-PRT	OH ALLOCATION - INFO SYS		0.00	0.00			10,548
1000-441-P0001-50020	ANIMAL REG - SALARIES (FT)	89,778	90,067	85,816	90,067	86,784	92,859
1000-441-P0001-50040	ANIMAL REG - OVERTIME	485	400	198	400	400	400
1000-441-P0001-50110	ANIMAL REG - LONGEVITY PAY	2,135	2,173	2,129	2,173	2,121	2,270
1000-441-P0001-50120	ANIMAL REG - UNIFORM ALLOW	321	500	299	500	500	500
1000-441-P0001-50200	ANIMAL REG - MEDICAL HLTH INSUR	20,556	22,626	22,463	22,626	25,007	25,007
1000-441-P0001-50210	ANIMAL REG - DENTAL INSUR	1,594	1,484	1,494	1,484	1,573	1,573
1000-441-P0001-50220	ANIMAL REG - VISION INSUR	261	299	291	299	299	299
1000-441-P0001-50230	ANIMAL REG - ST/LT DISABILITY INSUR	310	485	629	485	469	501
1000-441-P0001-50240	ANIMAL REG - EMPLOYEE ASST PROGR	22	0	0	0	0	0
1000-441-P0001-50250	ANIMAL REG - WORKERS COMP INSUR	1,958	2,202	2,202	2,202	2,111	2,133
1000-441-P0001-50270	ANIMAL REG - TERM LIFE INSUR	132	139	133	139	139	139
1000-441-P0001-50300	ANIMAL REG - PERS CONTRIBUTIONS	17,992	20,634	19,997	20,634	17,854	19,096
1000-441-P0001-50320	ANIMAL REG - FT DEFER COMP	1,776	1,845	1,756	1,845	1,778	1,903
1000-441-P0001-50400	ANIMAL REG - MEDICARE	1,413	1,423	1,356	1,423	1,375	1,467
1000-441-P0001-51000	ANIMAL REG - CONTRACTUAL SVC	194,527	235,473	185,404	235,473	277,360	277,360
BUDGET NOTES							
BUDGET CODE	SUBJECT	DESCRIPTION					
ADOPTED-PRT	EXPLANATION OF VCAS CONTRACT	FY 22/23 EXPENSES OF $215,000 MINUS ESTIMATED ANIMAL LICENSE & ASSOCIATED FEES ($180,000) NET COST TO CITY OF $35,000.					

Budget Worksheet

Division: 441 - Animal/Vector Svc		2021-2022 Actual	2022-2023 Budget	2022-2023 YTD Actual	Defined Budgets 2022-2023 CY Estimate	2023-2024 Recommended	2023-2024 Adopted-PRT
ADOPTED-PRT	EXPLANATION OF VCAS CONTRACT	FY 23/24 EXPENSES OF $277,360 MINUS ESTIMATED ANIMAL LICENSE & ASSOCIATED FEES ($190,245) NET COST TO CITY OF $87,115.					
BUDGET DETAIL							
BUDGET CODE	DESCRIPTION		UNITS	PRICE			AMOUNT
ADOPTED-PRT	VCAS SHELTER & SERVICES COSTS		1.00	277,360.00			277,360
1000-441-P0001-51040	ANIMAL REG - LEGAL SVC	12,575	500	54	500	500	500
1000-441-P0001-51200	ANIMAL REG - PRINT & AD SVC	0	250	0	250	250	250
1000-441-P0001-51550	ANIMAL REG - EMPL CONTINUE EDUC & DEVT	150	2,350	359	2,350	2,350	2,350
1000-441-P0001-52000	ANIMAL REG - GENERAL/PROGRAM SUPPL	0	200	200	200	200	200
BUDGET NOTES							
BUDGET CODE	SUBJECT	DESCRIPTION					
ADOPTED-PRT	RQST	DOG EQUIPMENT, BOWLS & FOOD, DISINFECTANTS & CLEANERS					
1000-441-P0001-52030	ANIMAL REG - POSTAGE	279	300	126	300	300	300
1000-441-P0001-52050	ANIMAL REG - TOOL&NON-CAPITAL EQUIP	328	800	799	800	800	800
BUDGET DETAIL							
BUDGET CODE	DESCRIPTION		UNITS	PRICE			AMOUNT
ADOPTED-PRT	LARGE SUPPLIES, PORTABLE KENNELS, ANIMAL TRAPS		0.00	0.00			800
1000-441-P0001-52990	ANIMAL REG - PUBL& SUBSCRIPT	0	200	0	0	0	0
BUDGET NOTES							
BUDGET CODE	SUBJECT	DESCRIPTION					
ADOPTED-PRT	RQST	ANIMAL CONTROL RELATED PUBLICATIONS					
1000-441-P0001-54040	ANIMAL REG - COMMUNICATION SVC	901	1,400	1,222	1,400	1,400	1,400
	Division: 441 - Animal/Vector Svc Total:	**523,261**	**574,958**	**479,180**	**574,812**	**611,314**	**626,788**
	Report Total:	**4,445,183**	**5,725,047**	**4,576,014**	**5,161,709**	**5,643,994**	**5,731,200**


MOORPARK CALIFORNIA
INCORPORATED JULY 1 1983

Fiscal Year 2023/24

Parks, Recreation & Community Services Department

Divisions: 510/212/411/445/511/521/530/171/172/173/541/542/901

The Parks, Recreation and Community Services department includes the following divisions: Administration, Recreation, Active Adult Center, Facilities, Property Management, Park Maintenance and Improvement, Open Space Maintenance, Lighting and Landscaping Maintenance Assessment Districts, Moorpark City Library, Arts in Public Places, Emergency Management, and Solid Waste. The Department is responsible for administering the Parks and Recreation Commission, Arts Commission, the Library Board, and the Teen Council.

The Department maintains and improves City Parks, facilities, the City's urban forest, public landscaped areas, trails, and open space areas; plans and implements capital construction projects, including implementation of sustainability initiatives; provides for management and disposition of City properties; manages the City's Art in Public Places Program; develops, implements and promotes various community festivals and events, camps, classes and recreational programs for the community, including the Moorpark Little Learners Academy Preschool; operates the Moorpark City Library including implementation and promotion of various activities and programs; provides administration and coordination of the Active Adult Center which provides programs, services, and activities to adults age 55 years and older including provision of the Senior Nutrition program. The department also manages the Moorpark Watershed, Parks, Recreation and Conservation Authority, which is a Joint Powers Agency of the City of Moorpark and the Santa Monica Mountains Conservancy with authority to protect and enhance open space areas.

An organization chart for the Department is shown on the following page.

Fiscal Year 2022/23

Parks, Recreation & Community Services Organizational Chart

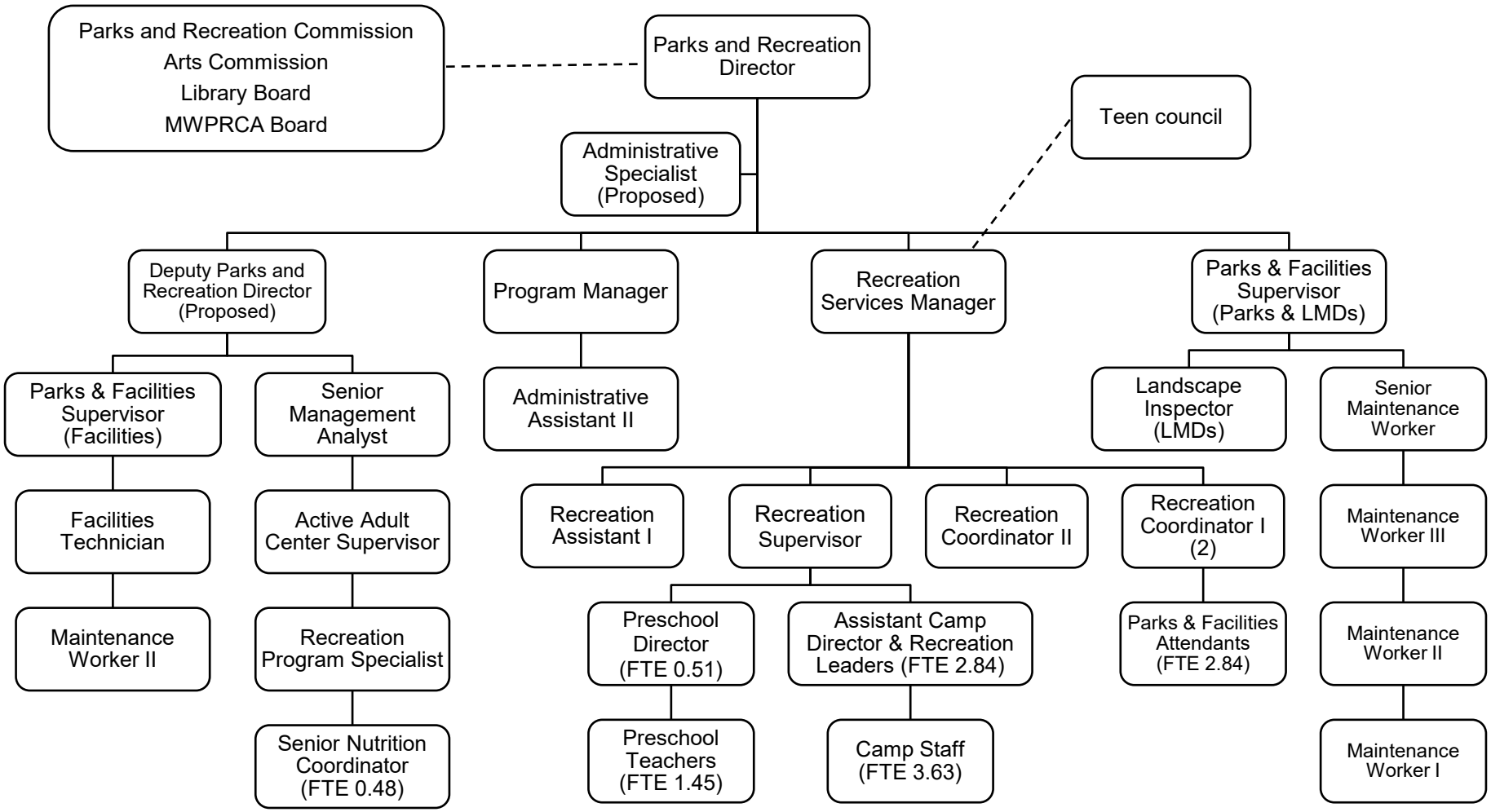

Expense and Staffing History
Parks, Recreation and Community Services
(Includes Lighting and Landscaping District)

Parks, Recreation & Community Services	2022/23 Estimated	2023/24 Adopted
Personnel Costs	3,350,350	3,756,315
Operations and Maintenance	7,149,295	7,697,113
Capital Outlay	1,427,593	15,631,931
Other	2,603,183	2,892,039
Capital Acquisition	129,569	613,656
Total Expenses	**$14,659,991**	**$30,591,054**

Department Staffing	2022/23	2023/24
Parks and Recreation Director	1.00	1.00
Deputy Parks and Recreation Director	0.00	1.00
Active Adult Center Supervisor	1.00	1.00
Administrative Assistant II	2.00	1.00
Administrative Specialist	0.00	1.00
Assistant Camp Director	0.21	0.21
Camp Counselors I/II	2.98	3.56
Camp Director	0.44	0.40
Community Services Manager	1.00	0.00
Facilities Technician	1.00	1.00
Landscape Maintenance Inspector	0.00	1.00
Maintenance Worker I/II/III	3.00	3.00
Sr. Management Analyst	1.00	1.00
Parks and Facilities Attendant I/II/III	2.84	2.71
Parks and Facilities Supervisor	2.00	2.00
Preschool Aide	0.86	0.82
Preschool Teacher	0.59	0.85
Preschool Director	0.51	0.33
Program Manager	1.00	1.00
Recreation Assistant I/II	1.00	1.00
Recreation Coordinator I/II/III	2.00	3.00
Recreation Leader I/II/III	2.93	4.36
Recreation Program Specialist	1.00	1.00
Recreation Services Manager	1.00	1.00
Recreation Supervisor	1.00	1.00
Sr. Maintenance Worker	1.00	1.00
Senior Nutrition Coordinator (PT)	0.48	0.48
Total Budgeted Positions	**31.84**	**35.72**

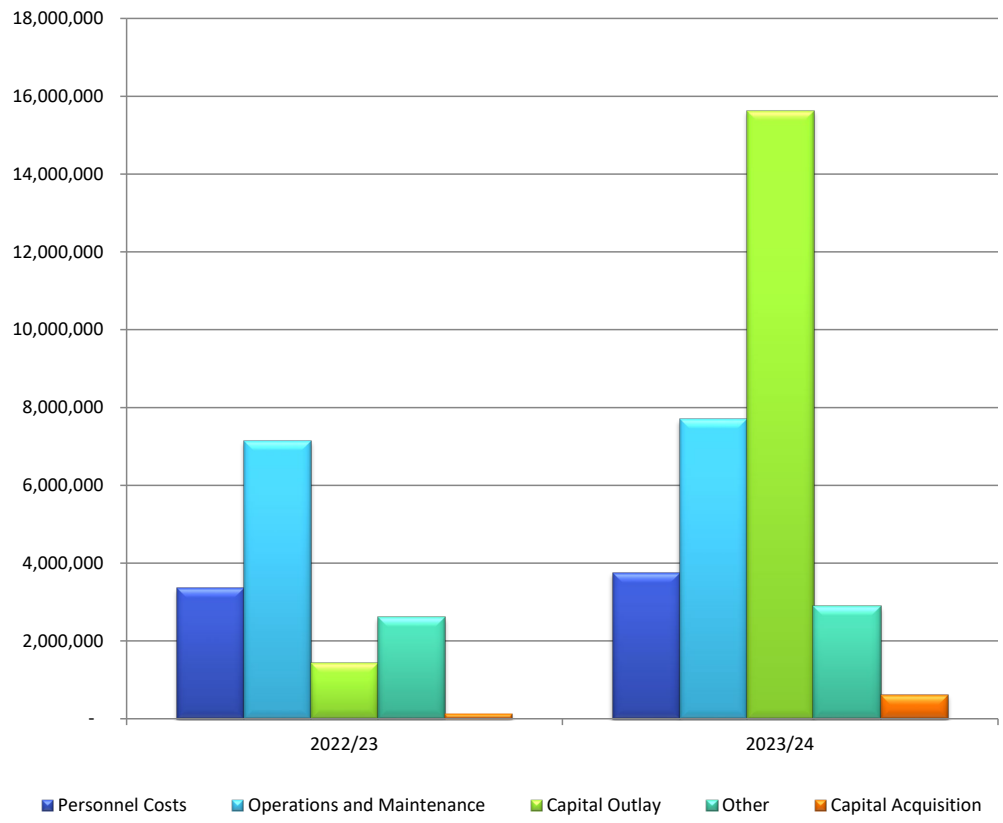

Fiscal Year 2023/24

Parks, Recreation and Community Services Administration

Division: 510

The Administration Division oversees the management and function of the various divisions within the Department and coordinates the activities of the Parks and Recreation Commission, Arts Commission, and Library Board. Each Commission and Board consists of five members who are appointed by the City Council to serve two-year terms. The Parks and Recreation Commission and Library Board meet monthly, and the Arts Commission meets quarterly to formulate plans and advise the City Council on matters pertinent to the City's programs, events, and park development.

Budget Worksheet

Division: 510 - PRCS Administration		2021-2022 Actual	2022-2023 Budget	2022-2023 YTD Actual	Defined Budgets 2022-2023 CY Estimate	2023-2024 Recommended	2023-2024 Adopted-PRT
Division: 510 - PRCS Administration							
1000-510-00000-50010	PRCS ADM - HONORARIUMS	2,600	3,000	3,500	3,000	3,000	3,000
1000-510-00000-50020	PRCS ADM - SALARIES (FT)	90,657	95,628	93,843	95,628	54,846	58,686
1000-510-00000-50110	PRCS ADM - LONGEVITY PAY	495	730	512	730	290	309
1000-510-00000-50200	PRCS ADM - MEDICAL HLTH INSUR	20,414	19,851	22,307	19,851	13,701	13,701
1000-510-00000-50210	PRCS ADM - DENTAL INSUR	1,274	1,185	1,221	1,185	799	799
1000-510-00000-50220	PRCS ADM - VISION INSUR	209	239	239	239	152	152
1000-510-00000-50230	PRCS ADM - ST/LT DISABILITY INSUR	249	516	517	516	296	317
1000-510-00000-50240	PRCS ADM - EMPLOYEE ASST PROGR	19	0	0	0	0	0
1000-510-00000-50250	PRCS ADM - WORKERS COMP INSUR	2,090	2,411	2,411	2,411	1,407	1,417
1000-510-00000-50270	PRCS ADM - TERM LIFE INSUR	161	168	166	168	93	93
1000-510-00000-50300	PRCS ADM - PERS CONTRIBUTIONS	14,880	17,336	17,270	17,336	9,264	9,910
1000-510-00000-50320	PRCS ADM - FT DEFER COMP	1,940	2,131	2,030	2,131	1,150	1,231
1000-510-00000-50400	PRCS ADM - MEDICARE	1,351	1,460	1,408	1,460	840	896
1000-510-00000-50500	PRCS ADM - AUTO ALLOWANCE	747	744	746	744	186	186
1000-510-00000-50510	PRCS ADM - CELLULAR PHONES/ALLOW	196	195	195	195	69	69
1000-510-00000-51000	PRCS ADM - CONTRACTUAL SVC	0	0	6,459	0	20,000	20,000
1000-510-00000-51200	PRCS ADM - PRINT & AD SVC	2,897	3,000	1,727	3,000	3,000	3,000

BUDGET NOTES

BUDGET CODE	SUBJECT	DESCRIPTION
ADOPTED-PRT	RQST	BUSINESS CARDS AND OTHER MISCELLANEOUS PRINTING

1000-510-00000-51550	PRCS ADM - EMPL CONTINUE EDUC & DEVT	1,063	7,600	5,681	7,300	6,550	6,550

BUDGET DETAIL

BUDGET CODE	DESCRIPTION	UNITS	PRICE	AMOUNT
ADOPTED-PRT	ADDTL TRAINING FOR MGT/ADMIN SKILLS	0.00	0.00	500
ADOPTED-PRT	CA ASSOC PARKS & RECREATION COMMISSIONERS	0.00	0.00	300
ADOPTED-PRT	CA PARKS & RECREATION SOCIETY	0.00	0.00	600
ADOPTED-PRT	CPRS CONFERENCE	2.00	750.00	1,500
ADOPTED-PRT	MEMBERSHIP - MMASC	2.00	100.00	200
ADOPTED-PRT	TRAVEL, LODGING & PER DIEM FOR CPRS CONFERENCE	3.00	1,150.00	3,450

1000-510-00000-51560	PRCS ADM - TRAVEL COSTS	0	100	0	100	100	100

Budget Worksheet

Division: 510 - PRCS Administration

		2021-2022 Actual	2022-2023 Budget	2022-2023 YTD Actual	Defined Budgets 2022-2023 CY Estimate	Defined Budgets 2023-2024 Recommended	Defined Budgets 2023-2024 Adopted-PRT
BUDGET NOTES							
BUDGET CODE	SUBJECT	DESCRIPTION					
ADOPTED-PRT	RQST	MILEAGE REIMBURSEMENT FOR JOB-RELATED TRIPS					
1000-510-00000-52020	PRCS ADM - OFFICE SUPPLIES	620	1,000	979	1,000	1,000	1,000
1000-510-00000-52030	PRCS ADM - POSTAGE	137	1,000	224	1,000	1,000	1,000
1000-510-00000-52050	PRCS ADM - TOOL&NON-CAPITAL EQUIP	1,865	2,700	1,261	3,000	3,000	3,000
BUDGET NOTES							
BUDGET CODE	SUBJECT	DESCRIPTION					
ADOPTED-PRT	RQST	NAME PLATES, COMMISSION SUPPLIES, DEPT. SUPPLIES, AND COMMISSION VAULT BINDERS					
1000-510-00000-52990	PRCS ADM - PUBL& SUBSCRIPT	0	300	0	300	300	300
1000-510-00000-56000	PRCS ADM - OVERHEAD ALLOCATE	266,364	329,936	0	168,825	139,595	139,595
BUDGET DETAIL							
BUDGET CODE	DESCRIPTION		UNITS	PRICE			AMOUNT
ADOPTED-PRT	OH ALLOCATION - CENTRAL SVC		0.00	0.00			91,304
ADOPTED-PRT	OH ALLOCATION - INFO SYS		0.00	0.00			48,291
1000-510-E0020-50040	COUNTRY DAYS - OVERTIME	0	0	0	0	2,700	2,700
1000-510-E0020-50400	COUNTRY DAYS - MEDICARE	0	0	0	0	40	40
1000-510-E0020-51030	COUNTRY DAYS - POLICE - SPEC EVENT	0	0	0	0	11,200	11,200
1000-510-E0020-52000	COUNTRY DAYS - GENERAL/PROGRAM SUPPLIES	0	0	0	0	4,000	4,000
1000-510-E0022-50040	HOLIDAY EVENT - OVERTIME	0	0	0	0	2,000	2,000
1000-510-E0022-50400	HOLIDAY EVENT - MEDICARE	0	0	0	0	30	30
1000-510-E0022-51030	HOLIDAY EVENT - POLICE - SPEC EVENT	0	0	0	0	6,000	6,000
1000-510-E0022-52000	HOLIDAY EVENT - GENERAL/PROGRAM SUPPLIES	0	0	0	0	3,000	3,000
1000-510-M0001-54040	MARQUEE SIGNS - COMMUNICATION SVC	546	500	600	500	500	500
2007-510-00000-50020	PRCS ADM - SALARIES (FT)	47,129	49,142	48,397	49,142	61,604	65,917
2007-510-00000-50110	PRCS ADM - LONGEVITY PAY	388	519	399	519	608	651
2007-510-00000-50200	PRCS ADM - MEDICAL HLTH INSUR	8,516	9,385	9,760	9,385	13,433	13,433
2007-510-00000-50210	PRCS ADM - DENTAL INSUR	677	639	659	639	830	830
2007-510-00000-50220	PRCS ADM - VISION INSUR	110	133	133	133	162	162
2007-510-00000-50230	PRCS ADM - ST/LT DISABILITY INSUR	127	265	263	265	333	355
2007-510-00000-50240	PRCS ADM - EMPLOYEE ASST PROGR	8	0	0	0	0	0

Budget Worksheet

Division: 510 - PRCS Administration		2021-2022 Actual	2022-2023 Budget	2022-2023 YTD Actual	Defined Budgets 2022-2023 CY Estimate	2023-2024 Recommended	2023-2024 Adopted-PRT
2007-510-00000-50250	PRCS ADM - WORKERS COMP INSUR	1,034	1,201	1,201	1,201	1,498	1,513
2007-510-00000-50270	PRCS ADM - TERM LIFE INSUR	73	77	77	77	102	102
2007-510-00000-50300	PRCS ADM - PERS CONTRIBUTIONS	9,215	10,875	10,839	10,875	12,135	12,983
2007-510-00000-50320	PRCS ADM - FT DEFER COMP	957	1,045	998	1,045	1,339	1,432
2007-510-00000-50400	PRCS ADM - MEDICARE	689	740	725	740	943	1,008
2007-510-00000-50500	PRCS ADM - AUTO ALLOWANCE	187	186	186	186	372	372
2007-510-00000-50510	PRCS ADM - CELLULAR PHONES/ALLOW	102	101	101	101	143	143
	Division: 510 - PRCS Administration Total:	**479,986**	**566,038**	**237,047**	**404,927**	**383,610**	**393,682**

Active Adult Center
(Division 411)

The Parks, Recreation and Community Services Department is responsible for administering and coordinating the City's Active Adult Center, which provides ongoing programs and services, as well as special activities, for individuals 55 years of age or older. The City receives a grant from the Ventura County Area Agency on Aging to provide congregate and home delivered meals that are served daily at the Active Adult Center.

The Active Adult Center staff and a large number of volunteers provide and/or coordinate ongoing services and activities, including the congregate and home delivered meals, information and referral services, dance and exercise classes, a variety of card games, special interest classes (such as music, arts and crafts), educational classes, movie/video screenings, bingo, and various special events and parties. Additionally, the Center publishes a monthly newsletter featuring a calendar of events and activities.

Budget Worksheet

Division: 411 - Active Adult Program		2021-2022 Actual	2022-2023 Budget	2022-2023 YTD Actual	Defined Budgets 2022-2023 CY Estimate	2023-2024 Recommended	2023-2024 Adopted-PRT
Division: 411 - Active Adult Program							
1000-411-00000-50020	AAC - SALARIES (FT)	132,689	162,890	154,184	162,890	173,598	185,751
1000-411-00000-50030	AAC - SALARIES (PT)	19,596	22,852	21,418	22,852	22,630	22,630
1000-411-00000-50040	AAC - OVERTIME	0	500	0	500	500	500
1000-411-00000-50100	AAC - BILINGUAL PAY	317	832	835	832	832	832
1000-411-00000-50110	AAC - LONGEVITY PAY	0	0	0	0	140	149
1000-411-00000-50200	AAC - MEDICAL HLTH INSUR	37,309	48,708	48,848	48,708	55,826	55,826
1000-411-00000-50210	AAC - DENTAL INSUR	2,955	3,190	3,285	3,190	3,533	3,533
1000-411-00000-50220	AAC - VISION INSUR	473	616	656	616	644	644
1000-411-00000-50230	AAC - ST/LT DISABILITY INSUR	326	880	1,107	880	937	1,003
1000-411-00000-50240	AAC - EMPLOYEE ASST PROGR	39	0	0	0	0	0
1000-411-00000-50250	AAC - WORKERS COMP INSUR	4,114	4,749	4,749	4,749	5,076	5,073
1000-411-00000-50270	AAC - TERM LIFE INSUR	288	343	342	343	368	368
1000-411-00000-50300	AAC - PERS CONTRIBUTIONS	15,242	21,544	21,113	21,544	22,827	24,401
1000-411-00000-50310	AAC - PT RETIREMENT CONTRIB	735	857	803	857	849	849
1000-411-00000-50320	AAC - FT DEFER COMP	2,608	3,510	3,075	3,510	3,522	3,769
1000-411-00000-50400	AAC - MEDICARE	2,339	2,867	2,720	2,867	3,030	3,210
1000-411-00000-50500	AAC - AUTO ALLOWANCE	0	0	0	0	186	186
1000-411-00000-50510	AAC - CELLULAR PHONES/ALLOW	0	0	0	0	42	42
1000-411-00000-51000	AAC - CONTRACTUAL SVC	1,333	2,275	1,437	2,275	2,200	2,200

BUDGET DETAIL

BUDGET CODE	DESCRIPTION	UNITS	PRICE	AMOUNT
ADOPTED-PRT	AMERICAN SOC. OF COMPOSERS, AUTHORS & PUBLISHERS	0.00	0.00	500
ADOPTED-PRT	BROADCAST MUSIC INC - MUSIC LICENSING	0.00	0.00	500
ADOPTED-PRT	MOTION PICTURE LICENSING	0.00	0.00	600
ADOPTED-PRT	SOC. OF EUROPEAN STAGE AUTHORS & COMPOSERS	0.00	0.00	600

1000-411-00000-51200	AAC - PRINT & AD SVC	1,773	3,400	2,829	3,400	4,800	4,800

BUDGET DETAIL

BUDGET CODE	DESCRIPTION	UNITS	PRICE	AMOUNT
ADOPTED-PRT	BUSINESS CARDS	0.00	0.00	500
ADOPTED-PRT	NEWSLETTER/REC GUIDE PRINTING	0.00	0.00	2,800
ADOPTED-PRT	PRINTING AND MAIL PREP	0.00	0.00	1,000

Budget Worksheet

Division: 411 - Active Adult Program		2021-2022 Actual	2022-2023 Budget	2022-2023 YTD Actual	Defined Budgets 2022-2023 CY Estimate	2023-2024 Recommended	2023-2024 Adopted-PRT
ADOPTED-PRT	SPECIAL EVENTS MARKETING		0.00	0.00			500
1000-411-00000-51210	AAC - EQUIP MAINT SVC	1,461	3,000	1,894	3,000	2,000	2,000
BUDGET DETAIL							
BUDGET CODE	DESCRIPTION		UNITS	PRICE			AMOUNT
ADOPTED-PRT	KITCHEN EQUIPMENT REPAIR & SUPPLIES		0.00	0.00			200
ADOPTED-PRT	MYSENIOR CENTER TRACKING EQUIP MAINT		0.00	0.00			1,800
1000-411-00000-51550	AAC - EMPL CONTINUE EDUC & DEVT	400	1,500	989	1,500	1,500	1,500
BUDGET DETAIL							
BUDGET CODE	DESCRIPTION		UNITS	PRICE			AMOUNT
ADOPTED-PRT	CONFERENCE REGISTRATION, MEALS, LODGING & PER DIEM		1.00	1,200.00			1,200
ADOPTED-PRT	CPRS MEMBERSHIP		0.00	0.00			300
1000-411-00000-51560	AAC - TRAVEL COSTS	893	2,500	1,437	2,500	1,000	1,000
BUDGET NOTES							
BUDGET CODE	SUBJECT	DESCRIPTION					
ADOPTED-PRT	RQST	GENERAL FUND: SENIOR NUTRITION PROGRAM VOLUNTEER MILEAGE (GRANT). REIMBURSEMENT FOR JOB-RELATED TRIPS BY STAFF.					
1000-411-00000-52000	AAC - GENERAL/PROGRAM SUPPL	62	0	0	0	0	0
1000-411-00000-52020	AAC - OFFICE SUPPLIES	1,664	1,800	1,001	1,800	1,800	1,800
1000-411-00000-52030	AAC - POSTAGE	569	1,000	608	1,000	1,000	1,000
BUDGET NOTES							
BUDGET CODE	SUBJECT	DESCRIPTION					
ADOPTED-PRT	RQST	GENERAL FUND: POSTAGE FOR NEWSLETTERS, SPECIAL EVENTS MAILING, GENERAL CORRESPONDENCE AND MOORPARK MAGAZINE POSTAGE ($600)					
1000-411-00000-52050	AAC - TOOL&NON-CAPITAL EQUIP	2,233	5,800	5,250	5,800	4,000	4,000
BUDGET NOTES							
BUDGET CODE	SUBJECT	DESCRIPTION					
ADOPTED-PRT	RQST	PROGRAM, CLASS, SPECIAL EVENTS, HOSPITALITY, & FACILITY SUPPLIES AND EQUIPMENT.					
1000-411-00000-52990	AAC - PUBL& SUBSCRIPT	0	500	0	0	0	0
BUDGET NOTES							
BUDGET CODE	SUBJECT	DESCRIPTION					
ADOPTED-PRT	RQST	VC STAR					
1000-411-00000-54040	AAC - COMMUNICATION SVC	273	300	823	800	1,000	1,000

Budget Worksheet

Division: 411 - Active Adult Program

		2021-2022 Actual	2022-2023 Budget	2022-2023 YTD Actual	Defined Budgets: 2022-2023 CY Estimate	Defined Budgets: 2023-2024 Recommended	Defined Budgets: 2023-2024 Adopted-PRT
BUDGET NOTES							
BUDGET CODE	SUBJECT	DESCRIPTION					
ADOPTED-PRT	RQST	FAX MODEM CHARGES & IPAD CELLULAR CHARGES					
1000-411-E0001-52000	SR GAMES - GENERAL/PROGRAM SUPPL	0	0	0	0	3,700	3,700
BUDGET NOTES							
BUDGET CODE	SUBJECT	DESCRIPTION					
ADOPTED-PRT	RQST	BIENNIAL SENIOR GAMES					
1000-411-E0002-52000	VOLUNTEER BANQ SR CTR - GENERAL/PROGRAM SUPPL	0	3,500	1,503	1,525	3,500	3,500
BUDGET NOTES							
BUDGET CODE	SUBJECT	DESCRIPTION					
ADOPTED-PRT	RQST	ANNUAL VOLUNTEER RECOGNITION EVENT					
1000-411-E0003-51000	SR CTR TRUST EXPS - CONTRACTUAL SVC	9,082	19,000	13,771	19,000	15,000	15,000
BUDGET DETAIL							
BUDGET CODE	DESCRIPTION		UNITS	PRICE			AMOUNT
ADOPTED-PRT	GOURD ART		0.00	0.00			4,600
ADOPTED-PRT	SCMAF SO CAL MUNICIPAL ATHLETIC FEDERATION		0.00	0.00			3,100
ADOPTED-PRT	STRENGTH TRAINING/BALANCE EXERCISE		0.00	0.00			7,300
1000-411-E0003-51550	SR CTR TRUST EXPS - EMPL CONTINUE EDUC & DEVT	0	100	0	0	100	100
BUDGET NOTES							
BUDGET CODE	SUBJECT	DESCRIPTION					
ADOPTED-PRT	RQST	ANNUAL TRAINING FOR FRONT DESK VOLUNTEERS					
1000-411-E0003-52000	SR CTR TRUST EXPS - GENERAL/PROGRAM SUPPL	0	600	0	0	600	600
BUDGET NOTES							
BUDGET CODE	SUBJECT	DESCRIPTION					
ADOPTED-PRT	RQST	ANNUAL BINGO BASH FUNDRAISER					
1000-411-E0003-52050	SR CTR TRUST EXPS - TOOL&NON-CAPITAL EQUIP	993	1,600	1,349	1,600	1,600	1,600
BUDGET DETAIL							
BUDGET CODE	DESCRIPTION		UNITS	PRICE			AMOUNT
ADOPTED-PRT	CONTAINER GARDENING SUPPLIES		0.00	0.00			800
ADOPTED-PRT	PROGRAM/CLASSES SPECIAL EQUIPMENT		0.00	0.00			800
1000-411-P0009-52050	SNP - TOOL&NON-CAPITAL EQUIP	5,888	7,100	3,824	7,100	7,100	7,100

Budget Worksheet

Division: 411 - Active Adult Program			2021-2022 Actual	2022-2023 Budget	2022-2023 YTD Actual	Defined Budgets 2022-2023 CY Estimate	2023-2024 Recommended	2023-2024 Adopted-PRT
BUDGET NOTES								
BUDGET CODE	SUBJECT	DESCRIPTION						
ADOPTED-PRT	RQST	SENIOR NUTRITION PROGRAM SUPPLIES (GRANT);						
		Division: 411 - Active Adult Program Total:	**245,652**	**328,313**	**299,861**	**325,638**	**345,440**	**359,666**

Arts

Division: 511

The Art in Public Places Division includes the City of Moorpark's efforts to bring arts to the Moorpark community. Moorpark Municipal Code Section 17.50 outlines the requirements for the City's Arts in Public Places program which requires certain development projects to either provide artwork on site as a part of the construction of the project or allows the developer to pay an in-lieu fee. The in-lieu fees are deposited to the Public Art Fund and used by the City to develop and maintain public art projects throughout the Moorpark community. To date, the City has constructed the following public art projects:

- The monument to Victims and Heros of 911, located at the corner of Tierra Rejada Road and Mountain Trail Street
- Veteran's Memorial, located at Flinn Avenue and Spring Road
- The "We Are One Family" sculpture at the Ruben Castro Human Services Center
- The mammoth bone sculpture at Mammoth Highland Park
- Lithomosaic artwork at Arroyo Vista Recreation Center
- The "Thin Blue Line" sculpture at the Police Services Center

Additionally, a number of private projects have incorporated public art as required elements of project construction, including: a stone sculpture and fountain at The Village At Moorpark center; a rock sculpture and fountain in the Freeway Business Center; fountains in Tuscany Square; a bronze sculpture in Campus Plaza; a sculpture and fountain in Moorpark Marketplace; a fountain and sculpture at Moorpark Country Club; a stone sculpture at the Patriot Commerce Center; a stone sculpture and fountain in the Mission Bell Plaza; and a rock sculpture at the Village At Moorpark.

The Public Art Fund is also used to support the development of cultural programs for the enjoyment and appreciation of art and culture in the community. In 2023 the City contracted with the Moorpark Foundation for the Arts to plan and produce public arts and culture events, including, but not limited to, the annual "Moorpark Has Talent" talent show, and an annual multicultural arts festival.

Budget Worksheet

Division: 511 - Arts		2021-2022 Actual	2022-2023 Budget	2022-2023 YTD Actual	Defined Budgets 2022-2023 CY Estimate	2023-2024 Recommended	2023-2024 Adopted-PRT
Division: 511 - Arts							
1000-511-00000-50010	ARTS - HONORARIUMS	1,100	1,500	750	1,500	1,500	1,500
BUDGET NOTES							
BUDGET CODE	SUBJECT	DESCRIPTION					
ADOPTED-PRT	RQST	ARTS COMMISSION MEETING COMPENSATION					
1000-511-00000-50250	ARTS - WORKERS COMP INSUR	34	37	37	37	36	34
1000-511-00000-51200	ARTS - PRINT & AD SVC	0	500	12	500	500	500
1000-511-00000-54040	ARTS - COMMUNICATION SVC	533	0	0	0	0	0
2007-511-00000-51000	ARTS -- CONTRACTUAL SERVICES	4,850	0	0	0	25,000	25,000
BUDGET DETAIL							
BUDGET CODE	DESCRIPTION		UNITS	PRICE			AMOUNT
ADOPTED-PRT	ARTS & CULTURE EVENT SERVICES		0.00	0.00			25,000
2007-511-00000-53000	ARTS - PROP MAINT SVC	0	500	0	500	500	500
2007-511-C0052-59010	N TRAIN STN PUBLIC ART - TFER TO OTH FUNDS	21	0	0	0	0	0
2007-511-E0013-52000	TALENT SHOW – GENERAL/PROGRAM SUPPLIES	0	0	0	0	1,200	1,200
2007-511-E0021-50040	ARTS FESTIVAL - OVERTIME	0	0	0	0	2,000	2,000
2007-511-E0021-50400	ARTS FESTIVAL - MEDICARE	0	0	0	0	29	29
2007-511-E0021-51030	ARTS FESTIVAL - POLICE – SPECIAL EVENT	0	0	0	0	6,000	6,000
2007-511-E0021-52000	ARTS FESTIVAL – GENERAL/PROGRAM SUPPLIES	0	0	0	0	10,000	10,000
	Division: 511 - Arts Total:	**6,538**	**2,537**	**799**	**2,537**	**46,765**	**46,763**

Recreation
Division: 521

The Parks, Recreation and Community Services Department, Recreation Division, is responsible for the development, implementation, and promotion of recreation activities and programs offered to the public by the City. A variety of programs and activities are offered throughout the year, including the Moorpark Little Learners Academy preschool, Camp Moorpark day camp program, recreation classes and specialty camps, youth and adult sports leagues and tournaments, and community events including the 3rd of July Fireworks Extravaganza, Moorpark Earth Festival, and many seasonal and holiday events.

The Recreation division also oversees the Teen Council; manages park and facility rentals; produces the quarterly City newsletter and recreation guide; and coordinates with the various youth sports organizations that operate within the City of Moorpark that use City parks and facilities.

The City's recreation staff and programs operate out of the Arroyo Vista Recreation Center.

Budget Worksheet

Division: 521 - Recreation Programs		2021-2022 Actual	2022-2023 Budget	2022-2023 YTD Actual	Defined Budgets 2022-2023 CY Estimate	2023-2024 Recommended	2023-2024 Adopted-PRT
Division: 521 - Recreation Programs							
1000-521-00000-50020	RECR - SALARIES (FT)	360,605	396,293	384,881	396,293	448,364	479,750
1000-521-00000-50030	RECR - SALARIES (PT)	297,834	366,678	316,059	366,678	430,060	430,060
1000-521-00000-50040	RECR - OVERTIME	859	1,000	597	1,000	1,000	1,000
1000-521-00000-50100	RECR - BILINGUAL PAY	317	832	835	832	832	832
1000-521-00000-50110	RECR - LONGEVITY PAY	179	279	186	279	279	299
1000-521-00000-50120	RECR - UNIFORM ALLOW	828	1,000	549	1,000	1,000	1,000
1000-521-00000-50200	RECR - MEDICAL HLTH INSUR	86,304	110,568	99,249	110,568	139,818	139,818
1000-521-00000-50210	RECR - DENTAL INSUR	5,656	6,800	5,791	6,800	7,903	7,903
1000-521-00000-50220	RECR - VISION INSUR	924	1,436	1,205	1,436	1,583	1,583
1000-521-00000-50230	RECR - ST/LT DISABILITY INSUR	1,132	2,140	2,745	2,140	2,421	2,591
1000-521-00000-50240	RECR - EMPLOYEE ASST PROGR	92	0	0	0	0	0
1000-521-00000-50250	RECR - WORKERS COMP INSUR	16,646	19,454	19,449	19,454	22,348	21,822
1000-521-00000-50260	RECR - UNEMPLOYMENT INSUR	453	0	630	0	0	0
1000-521-00000-50270	RECR - TERM LIFE INSUR	654	718	715	718	916	916
1000-521-00000-50300	RECR - PERS CONTRIBUTIONS	52,088	54,743	53,541	54,743	55,321	59,049
1000-521-00000-50310	RECR - PT RETIREMENT CONTRIB	10,158	12,703	11,102	12,703	15,450	15,450
1000-521-00000-50320	RECR - FT DEFER COMP	6,874	8,033	7,716	8,033	9,068	9,700
1000-521-00000-50400	RECR - MEDICARE	9,893	11,415	10,676	11,415	13,240	13,704
1000-521-00000-50500	RECR - AUTO ALLOWANCE	373	372	373	372	372	372
1000-521-00000-50510	RECR - CELLULAR PHONES/ALLOW	1,168	1,164	1,168	1,164	1,164	1,164
1000-521-00000-51000	RECR - CONTRACTUAL SVC	33,495	23,640	31,147	31,640	31,640	31,640

BUDGET DETAIL

BUDGET CODE	DESCRIPTION	UNITS	PRICE	AMOUNT
ADOPTED-PRT	MERCHANT CARD SVC FEES	0.00	0.00	20,000
ADOPTED-PRT	MUSIC AND MOVIE LICENSES	0.00	0.00	2,000
ADOPTED-PRT	OTHER SERVICES	0.00	0.00	1,000
ADOPTED-PRT	RECREATION SOFTWARE MAINTENANCE	0.00	0.00	5,000
ADOPTED-PRT	SECURITY GUARD SERVICES FOR RENTALS	0.00	0.00	3,640

1000-521-00000-51030	RECR - POLICE - SPEC EVENT	25,464	39,000	30,663	33,500	26,000	26,000

Budget Worksheet

Division: 521 - Recreation Programs		2021-2022 Actual	2022-2023 Budget	2022-2023 YTD Actual	Defined Budgets 2022-2023 CY Estimate	2023-2024 Recommended	2023-2024 Adopted-PRT
BUDGET DETAIL							
BUDGET CODE	DESCRIPTION		UNITS	PRICE			AMOUNT
ADOPTED-PRT	HAUNTED HIGH STREET		0.00	0.00			3,000
ADOPTED-PRT	JULY 3RD FIREWORKS		0.00	0.00			18,000
ADOPTED-PRT	RENTALS (WILL BE REIMBURSED)		0.00	0.00			5,000
1000-521-00000-51040	RECR - LEGAL SVC	1,051	2,000	0	5,000	5,000	5,000
1000-521-00000-51200	RECR - PRINT & AD SVC	19,585	31,200	31,123	32,000	36,000	36,000
BUDGET DETAIL							
BUDGET CODE	DESCRIPTION		UNITS	PRICE			AMOUNT
ADOPTED-PRT	MISC BROCHURES & PROGRAMS		0.00	0.00			2,000
ADOPTED-PRT	QUARTERLY RECREATION GUIDE PRINTING		0.00	0.00			34,000
1000-521-00000-51220	RECR - VEHICLE MAINT SVC	0	500	0	500	500	500
1000-521-00000-51550	RECR - EMPL CONTINUE EDUC & DEVT	1,890	4,624	3,038	4,624	4,724	4,724
BUDGET DETAIL							
BUDGET CODE	DESCRIPTION		UNITS	PRICE			AMOUNT
ADOPTED-PRT	CPRS CONFERENCE & MEETINGS		1.00	2,289.00			2,289
ADOPTED-PRT	MEMBERSHIP - CPRS (4 FT STAFF)		4.00	125.00			500
ADOPTED-PRT	MEMBERSHIP - SCMAF (5 F/T STAFF)		1.00	310.00			310
ADOPTED-PRT	SCMAF CONFERENCE & MEETINGS		1.00	500.00			500
ADOPTED-PRT	STAFF TRAINING/PT SPECIALTY TRAINING		0.00	0.00			1,125
1000-521-00000-51560	RECR - TRAVEL COSTS	0	200	112	200	200	200
BUDGET DETAIL							
BUDGET CODE	DESCRIPTION		UNITS	PRICE			AMOUNT
ADOPTED-PRT	MILEAGE REIMBURSEMENTS		0.00	0.00			200
1000-521-00000-52000	RECR - GENERAL/PROGRAM SUPPL	174	500	0	500	500	500
BUDGET DETAIL							
BUDGET CODE	DESCRIPTION		UNITS	PRICE			AMOUNT
ADOPTED-PRT	NEW PROGRAMS		0.00	0.00			500
1000-521-00000-52020	RECR - OFFICE SUPPLIES	3,150	3,000	4,087	3,000	4,000	4,000
1000-521-00000-52030	RECR - POSTAGE	6,306	8,600	6,742	8,600	8,600	8,600
BUDGET DETAIL							
BUDGET CODE	DESCRIPTION		UNITS	PRICE			AMOUNT
ADOPTED-PRT	POSTAGE FOR BULK MAILINGS		0.00	0.00			6,600
ADOPTED-PRT	POSTAGE METER		0.00	0.00			2,000

Budget Worksheet

Division: 521 - Recreation Programs		2021-2022 Actual	2022-2023 Budget	2022-2023 YTD Actual	Defined Budgets 2022-2023 CY Estimate	2023-2024 Recommended	2023-2024 Adopted-PRT
1000-521-00000-52050	RECR - TOOL&NON-CAPITAL EQUIP	4,895	17,000	4,266	17,000	9,500	9,500
BUDGET DETAIL							
BUDGET CODE	DESCRIPTION		UNITS	PRICE			AMOUNT
ADOPTED-PRT	CANOPY REPLACEMENT		0.00	0.00			2,500
ADOPTED-PRT	MISC SMALL SUPPLIES		0.00	0.00			2,000
ADOPTED-PRT	SHARED RECREATION EQUIPMENT		0.00	0.00			2,000
ADOPTED-PRT	TABLES & CHAIRS		0.00	0.00			3,000
1000-521-00000-52100	RECR - FUEL SUPPLIES	766	1,300	1,041	1,300	1,300	1,300
1000-521-00000-52990	RECR - PUBL& SUBSCRIPT	0	150	0	150	150	150
1000-521-00000-54040	RECR - COMMUNICATION SVC	4,138	4,500	4,748	4,500	4,500	4,500
BUDGET DETAIL							
BUDGET CODE	DESCRIPTION		UNITS	PRICE			AMOUNT
ADOPTED-PRT	PHONE CHARGES		0.00	0.00			4,500
1000-521-E0006-52000	TEEN PROGRAMS - GENERAL/PROGRAM SUPPL	675	1,000	233	1,000	12,410	12,410
BUDGET DETAIL							
BUDGET CODE	DESCRIPTION		UNITS	PRICE			AMOUNT
ADOPTED-PRT	AFTER SCHOOL PROGRAM		0.00	0.00			10,760
ADOPTED-PRT	TEEN EVENTS		0.00	0.00			1,650
1000-521-E0007-52000	ADULT SPORTS - GENERAL/PROGRAM SUPPL	10,783	18,280	8,028	18,280	22,470	22,470
BUDGET DETAIL							
BUDGET CODE	DESCRIPTION		UNITS	PRICE			AMOUNT
ADOPTED-PRT	7V7 SOCCER LEAGUE		0.00	0.00			2,430
ADOPTED-PRT	BASKETBALL LEAGUE		0.00	0.00			4,000
ADOPTED-PRT	DODGEBALL LEAGUE		0.00	0.00			600
ADOPTED-PRT	FUTSAL LEAGUE		0.00	0.00			3,240
ADOPTED-PRT	MARKETING		0.00	0.00			400
ADOPTED-PRT	SOFTBALL LEAGUE		0.00	0.00			5,100
ADOPTED-PRT	SPORTS TOURNAMENTS AND EVENTS		0.00	0.00			6,000
ADOPTED-PRT	VOLLEYBALL LEAGUE		0.00	0.00			700
1000-521-E0008-52000	YOUTH SPORTS - GENERAL/PROGRAM SUPPL	17,547	23,509	20,561	23,509	20,000	20,000
BUDGET DETAIL							
BUDGET CODE	DESCRIPTION		UNITS	PRICE			AMOUNT
ADOPTED-PRT	GIRLS BASKETBALL		0.00	0.00			2,625
ADOPTED-PRT	RUNNING CLUB		0.00	0.00			375
ADOPTED-PRT	YOUTH BASKETBALL		0.00	0.00			15,000

Budget Worksheet

Division: 521 - Recreation Programs		2021-2022 Actual	2022-2023 Budget	2022-2023 YTD Actual	Defined Budgets 2022-2023 CY Estimate	2023-2024 Recommended	2023-2024 Adopted-PRT
ADOPTED-PRT	YOUTH FUTSAL		0.00	0.00			2,000
1000-521-E0009-50040	CAMP MOORPARK - OVERTIME	0	200	0	200	200	200
1000-521-E0009-50400	CAMP MOORPARK - MEDICARE	0	3	0	3	3	3
1000-521-E0009-52000	CAMP MOORPARK - GENERAL/PROGRAM SUPPL	17,333	26,950	23,193	26,950	30,800	30,800
BUDGET DETAIL							
BUDGET CODE	DESCRIPTION		UNITS	PRICE			AMOUNT
ADOPTED-PRT	BUS SERVICES		0.00	0.00			4,500
ADOPTED-PRT	FIELD TRIP ADMISSIONS		0.00	0.00			9,000
ADOPTED-PRT	MARKETING		0.00	0.00			300
ADOPTED-PRT	SPECIAL GUESTS & ATTRACTIONS		0.00	0.00			6,000
ADOPTED-PRT	SUPPLIES & EQUIPMENT		0.00	0.00			11,000
1000-521-E0010-52000	SPRING CAMP - GENERAL/PROGRAM SUPPL	40	650	302	650	650	650
1000-521-E0011-52000	WINTER CAMP - GENERAL/PROGRAM SUPPL	46	1,000	289	400	1,250	1,250
1000-521-E0012-51070	GEN RECR CLASSES - INSTRUCTOR PAYT	65,343	75,000	74,282	75,000	72,000	72,000
1000-521-E0012-52000	GEN RECR CLASSES - GENERAL/PROGRAM SUPPL	7,924	10,000	5,236	10,000	12,000	12,000
BUDGET DETAIL							
BUDGET CODE	DESCRIPTION		UNITS	PRICE			AMOUNT
ADOPTED-PRT	ARTS AND CRAFTS CLASS SUPPLIES		0.00	0.00			1,200
ADOPTED-PRT	COOKING CLASS SUPPLIES		0.00	0.00			600
ADOPTED-PRT	INSURANCE		0.00	0.00			6,800
ADOPTED-PRT	KINDERCAMP		0.00	0.00			1,000
ADOPTED-PRT	OTHER CLASS SUPPLIES		0.00	0.00			800
ADOPTED-PRT	SPORTS CLASS SUPPLIES		0.00	0.00			400
ADOPTED-PRT	STEM CLASS SUPPLIES		0.00	0.00			1,200
1000-521-E0013-52000	TALENT SHOW - GENERAL/PROGRAM SUPPL	20	0	0	0	0	0
1000-521-E0014-52000	FALL CAMP - GENERAL/PROGRAM SUPPL	395	650	37	130	650	650
1000-521-E0015-52000	EASTER EGG HUNT - GENERAL/PROGRAM SUPPL	1,984	4,500	5,008	5,500	6,000	6,000
BUDGET DETAIL							
BUDGET CODE	DESCRIPTION		UNITS	PRICE			AMOUNT
ADOPTED-PRT	ATTRACTIONS		0.00	0.00			3,500
ADOPTED-PRT	CRAFTS		0.00	0.00			200
ADOPTED-PRT	EQUIPMENT & SUPPLIES		0.00	0.00			500
ADOPTED-PRT	MARKETING		0.00	0.00			100
ADOPTED-PRT	PRIZES		0.00	0.00			1,700

Budget Worksheet

Division: 521 - Recreation Programs		2021-2022 Actual	2022-2023 Budget	2022-2023 YTD Actual	Defined Budgets 2022-2023 CY Estimate	2023-2024 Recommended	2023-2024 Adopted-PRT
1000-521-E0016-50040	HALLOWEEN - OVERTIME	1,580	1,800	1,078	1,100	2,000	2,000
1000-521-E0016-50400	HALLOWEEN - MEDICARE	0	26	0	26	29	29
1000-521-E0016-52000	HALLOWEEN - GENERAL/PROGRAM SUPPL	6,039	6,500	6,389	6,500	8,000	8,000

BUDGET DETAIL

BUDGET CODE	DESCRIPTION	UNITS	PRICE	AMOUNT
ADOPTED-PRT	CARNIVAL ATTRACTIONS/GAMES/PRIZES	0.00	0.00	2,500
ADOPTED-PRT	EQUIPMENT & SUPPLIES	0.00	0.00	1,000
ADOPTED-PRT	INSURANCE	0.00	0.00	500
ADOPTED-PRT	MARKETING	0.00	0.00	500
ADOPTED-PRT	PERFORMERS	0.00	0.00	500
ADOPTED-PRT	PERMITS	0.00	0.00	3,000

1000-521-E0018-52000	SANTA EVENT - GENERAL/PROGRAM SUPPL	1,234	2,500	1,940	2,000	2,700	2,700

BUDGET DETAIL

BUDGET CODE	DESCRIPTION	UNITS	PRICE	AMOUNT
ADOPTED-PRT	CRAFT/GIFT	0.00	0.00	200
ADOPTED-PRT	EQUIPMENT & SUPPLIES	0.00	0.00	400
ADOPTED-PRT	FOOD	0.00	0.00	1,000
ADOPTED-PRT	MARKETING	0.00	0.00	100
ADOPTED-PRT	PERFORMERS	0.00	0.00	1,000

1000-521-E0019-50040	3RD JULY FRWKS - OVERTIME	4,032	4,500	4,730	4,731	2,000	2,000
1000-521-E0019-50400	3RD JULY FRWKS - MEDICARE	0	65	0	65	29	29
1000-521-E0019-52000	3RD JULY FRWKS - GENERAL/PROGRAM SUPPL	63,263	60,096	52,275	60,096	75,300	75,300

BUDGET DETAIL

BUDGET CODE	DESCRIPTION	UNITS	PRICE	AMOUNT
ADOPTED-PRT	AMBULANCE	0.00	0.00	3,000
ADOPTED-PRT	CROWD CONTROL/SANITATION	0.00	0.00	15,000
ADOPTED-PRT	ENTERTAINMENT	0.00	0.00	18,000
ADOPTED-PRT	FIREWORKS DISPLAY	0.00	0.00	35,000
ADOPTED-PRT	INSURANCE	0.00	0.00	3,000
ADOPTED-PRT	MARKETING	0.00	0.00	500
ADOPTED-PRT	MISC SUPPLIES AND EQUIPMENT	0.00	0.00	500
ADOPTED-PRT	PERMITS	0.00	0.00	300

1000-521-E0020-50040	COUNTRY DAYS - OVERTIME	1,810	2,000	2,475	2,476	0	2,700
1000-521-E0020-50400	COUNTRY DAYS - MEDICARE	0	29	0	29	0	39
1000-521-E0020-52000	COUNTRY DAYS - GENERAL/PROGRAM SUPPL	3,228	4,000	1,143	4,000	250	250

Budget Worksheet

Division: 521 - Recreation Programs		2021-2022 Actual	2022-2023 Budget	2022-2023 YTD Actual	Defined Budgets 2022-2023 CY Estimate	2023-2024 Recommended	2023-2024 Adopted-PRT
BUDGET DETAIL							
BUDGET CODE	DESCRIPTION		UNITS	PRICE			AMOUNT
ADOPTED-PRT	RECREATION BOOTH SUPPLIES		0.00	0.00			250
1000-521-E0022-50040	HOLIDAY EVENT - OVRTIME	1,883	2,000	864	2,000	0	2,200
1000-521-E0022-50400	HOLIDAY EVENT - MEDICARE	0	29	0	29	0	32
1000-521-E0022-52000	HOLIDAY EVENT - GENERAL/PROGRAM SUPPL	3,050	3,000	1,598	3,000	100	100
BUDGET DETAIL							
BUDGET CODE	DESCRIPTION		UNITS	PRICE			AMOUNT
ADOPTED-PRT	RECREATION BOOTH SUPPLIES		0.00	0.00			100
1000-521-E0025-52000	COMM YARD SALE - GENERAL/PROGRAM SUPPL	20	1,000	392	1,000	1,000	1,000
BUDGET DETAIL							
BUDGET CODE	DESCRIPTION		UNITS	PRICE			AMOUNT
ADOPTED-PRT	SUPPLIES		0.00	0.00			1,000
1000-521-E0043-52000	ARBOR DAY - GENERAL/PROGRAM SUPPL	0	500	0	500	500	500
1000-521-E0053-52000	EMP RECRUITMENT - GEN/PROG SUPPL	237	200	0	200	1,000	1,000
1000-521-E0054-52000	RECR COMM PROMO - GEN/PROG SUPPL	855	1,200	0	1,200	1,200	1,200
1000-521-E0057-52000	MOVIES IN THE PARK - GENERAL/PROGRAM SUPPLIES	3,330	21,355	22,396	21,755	2,400	2,400
BUDGET DETAIL							
BUDGET CODE	DESCRIPTION		UNITS	PRICE			AMOUNT
ADOPTED-PRT	EQUIPMENT & SUPPLIES		0.00	0.00			200
ADOPTED-PRT	MARKETING		0.00	0.00			200
ADOPTED-PRT	MOVIE LICENSES AND MOVIES		0.00	0.00			2,000
1000-521-E0062-52000	MOVIE MARATHON - GENERAL/PROGRAM SUPPL	85	0	0	0	100	100
1000-521-E0064-52000	PRESCHOOL - GENERAL/PROGRAM SUPPLIES	10,534	12,500	6,842	12,000	12,300	12,300
BUDGET DETAIL							
BUDGET CODE	DESCRIPTION		UNITS	PRICE			AMOUNT
ADOPTED-PRT	ARTS AND CRAFTS SUPPLIES		0.00	0.00			2,000
ADOPTED-PRT	FIELD TRIPS		0.00	0.00			700
ADOPTED-PRT	INSURANCE		0.00	0.00			1,800
ADOPTED-PRT	NEW & REPLACEMENT EQUIPMENT FOR PRE-SCHOOL		0.00	0.00			3,000
ADOPTED-PRT	OTHER SUPPLIES		0.00	0.00			1,000
ADOPTED-PRT	PARTY/HOLIDAY SUPPLIES		0.00	0.00			2,000
ADOPTED-PRT	PERFORMERS & CONTRACTORS		0.00	0.00			1,800

Budget Worksheet

Division: 521 - Recreation Programs		2021-2022 Actual	2022-2023 Budget	2022-2023 YTD Actual	Defined Budgets 2022-2023 CY Estimate	2023-2024 Recommended	2023-2024 Adopted-PRT
1000-521-E0065-52000	SUMMER CAMP OUT-GENERAL/PROGRAM SUPPLIES	833	1,500	1,037	1,500	1,500	1,500
BUDGET DETAIL							
BUDGET CODE	DESCRIPTION		UNITS	PRICE			AMOUNT
ADOPTED-PRT	EQUIPMENT & SUPPLIES		0.00	0.00			350
ADOPTED-PRT	FOOD		0.00	0.00			1,000
ADOPTED-PRT	MARKETING		0.00	0.00			150
1000-521-E0066-52000	CONCERTS IN THE PK - GENERAL/PROGRAM SUPPLIES	23,742	0	0	0	0	0
1000-521-E0067-52000	SKATE NIGHT - GENERAL/PROGRAM SUPPLIES	416	400	412	400	500	500
1000-521-R0030-54010	AVCP - ELECTRICITY	28,509	32,760	31,487	32,760	33,000	33,000
2007-521-00000-50030	RECR - SALARIES (PT)	0	0	0	0	3,842	3,842
2007-521-00000-50250	RECR - WORKERS COMP INSUR	0	0	0	0	94	88
2007-521-00000-50310	RECR - PT RETIREMENT CONTRIB	0	0	0	0	144	144
2007-521-00000-50400	RECR - MEDICARE	0	0	0	0	56	56
2007-521-00000-51030	RECR - POLICE - SPEC EVENT	0	6,000	0	3,000	3,000	3,000
BUDGET DETAIL							
BUDGET CODE	DESCRIPTION		UNITS	PRICE			AMOUNT
ADOPTED-PRT	CONCERTS IN THE PARK		0.00	0.00			3,000
2007-521-E0013-52000	TALENT SHOW - GENERAL/PROGRAM SUPPL	0	1,200	0	1,200	0	0
2007-521-E0021-52000	ARTS FESTIVAL - GENERAL/PROGRAM SUPPL	0	3,000	0	0	0	0
2007-521-E0066-52000	CONCERTS IN THE PK - GENERAL/PROGRAM SUPPLIES	0	21,000	23,352	21,000	37,000	37,000
BUDGET DETAIL							
BUDGET CODE	DESCRIPTION		UNITS	PRICE			AMOUNT
ADOPTED-PRT	EQUIPMENT & SUPPLIES		0.00	0.00			1,500
ADOPTED-PRT	MARKETING		0.00	0.00			500
ADOPTED-PRT	PERFORMERS		0.00	0.00			12,000
ADOPTED-PRT	SOUND & STAGE		0.00	0.00			23,000
2800-521-00000-51300	ARPA - REC FEE ASSISTANCE PROGRAM	0	70,000	70,000	0	0	0
	Division: 521 - Recreation Programs Total:	**1,230,722**	**1,552,744**	**1,400,039**	**1,482,331**	**1,650,230**	**1,691,069**

Library
Division: 530

The Moorpark City Library is a free public library that offers reference and information services; programs for pre-school, youth, teens, and adults; books and media for checkout; online databases; eBooks and eAudiobooks. In addition, the Library has 16 public computers, 4 laptops, 2 homework stations, and wireless access. Printing and copying services for a fee are also available at the facility. Wireless printing is also available to patrons who can send print jobs to the library from their home, work, or device to pick up during open library hours. The library also offers online homework help services for all ages and in-library tutoring during the school year.

The Moorpark City Library is open seven days per week and patrons can utilize the library website, www.moorparklibrary.org, to search the collection or check their account status twenty-four hours a day, seven days per week.

Operation of the City's Library has been contracted to Library Systems and Services, LLC (LS&S). Moorpark City Library is a member of the Inland Library Network which provides a shared catalog of available items for loan and reciprocal borrowing with access to over 2.5 million items for Moorpark patrons. Moorpark is also a member of the Southern California Library Cooperative (SCLC), which provides member libraries a resource-sharing network and a means for enhancing the level and diversity of resources available to library users as well as interlibrary loan services.

Library operations are funded by the library allocation of General Fund property tax generated in Moorpark, state public library funds, fines, and use fees. Large expenditures and capital improvements are funded through a fee paid by new residential and commercial development to mitigate the impact of new development on the Library. This Division also coordinates the activities of the Library Board.

Budget Worksheet

Division: 530 - Library Services		2021-2022 Actual	2022-2023 Budget	2022-2023 YTD Actual	Defined Budgets 2022-2023 CY Estimate	2023-2024 Recommended	2023-2024 Adopted-PRT
Division: 530 - Library Services							
1000-530-00000-52050	LIBR SVC - TOOL&NON-CAPITAL EQUIP	0	0	0	0	0	0
1010-530-00000-50010	LIBR SVC - HONORARIUMS	1,000	3,000	950	3,000	1,000	3,000

BUDGET NOTES

BUDGET CODE	SUBJECT	DESCRIPTION
ADOPTED-PRT	RQST	LIBRARY BOARD MEETING COMPENSATION

1010-530-00000-50020	LIBR SVC - SALARIES (FT)	50,979	53,107	51,353	53,107	58,011	62,072
1010-530-00000-50040	LIBR SVC - OVERTIME	0	500	601	500	500	500
1010-530-00000-50110	LIBR SVC - LONGEVITY PAY	907	1,177	926	1,177	1,037	1,109
1010-530-00000-50200	LIBR SVC - MEDICAL HLTH INSUR	8,335	9,119	9,479	9,119	11,592	11,592
1010-530-00000-50210	LIBR SVC - DENTAL INSUR	668	622	641	622	717	717
1010-530-00000-50220	LIBR SVC - VISION INSUR	108	129	129	129	139	139
1010-530-00000-50230	LIBR SVC - ST/LT DISABILITY INSUR	117	287	242	287	313	335
1010-530-00000-50240	LIBR SVC - EMPLOYEE ASST PROGR	8	0	0	0	0	0
1010-530-00000-50250	LIBR SVC - WORKERS COMP INSUR	1,204	1,372	1,372	1,372	1,483	1,495
1010-530-00000-50270	LIBR SVC - TERM LIFE INSUR	73	75	75	75	82	82
1010-530-00000-50300	LIBR SVC - PERS CONTRIBUTIONS	10,236	11,869	11,812	11,869	11,491	12,293
1010-530-00000-50320	LIBR SVC - FT DEFER COMP	1,059	1,137	1,085	1,137	1,228	1,314
1010-530-00000-50400	LIBR SVC - MEDICARE	770	819	786	819	905	965
1010-530-00000-50500	LIBR SVC - AUTO ALLOWANCE	187	186	186	186	186	186
1010-530-00000-50510	LIBR SVC - CELLULAR PHONES/ALLOW	205	204	204	204	204	204
1010-530-00000-51000	LIBR SVC - CONTRACTUAL SVC	539,746	559,733	560,286	561,148	568,806	568,806

BUDGET DETAIL

BUDGET CODE	DESCRIPTION	UNITS	PRICE	AMOUNT
ADOPTED-PRT	EZ2 NETWORK INTERNET	0.00	0.00	100
ADOPTED-PRT	LIBRARY OPERATIONS CONTRACT WITH LS&S	0.00	0.00	564,706
ADOPTED-PRT	MERCHANT CARD FEES	0.00	0.00	1,000
ADOPTED-PRT	SPECIAL EVENTS PERFORMERS (REIMBURSED BY FOL)	0.00	0.00	3,000

1010-530-00000-51040	LIBR SVC - LEGAL SVC	0	2,000	758	0	2,000	2,000
1010-530-00000-51200	LIBR SVC - PRINT & AD SVC	3,020	3,800	2,829	3,800	4,000	4,000

Budget Worksheet

Division: 530 - Library Services		2021-2022 Actual	2022-2023 Budget	2022-2023 YTD Actual	Defined Budgets 2022-2023 CY Estimate	2023-2024 Recommended	2023-2024 Adopted-PRT
BUDGET DETAIL							
BUDGET CODE	DESCRIPTION		UNITS	PRICE			AMOUNT
ADOPTED-PRT	MISCELLANEOUS PRINTING		0.00	0.00			800
ADOPTED-PRT	MOORPARK MAGAZINE PRINT COST - SHARE		0.00	0.00			3,200
1010-530-00000-51550	LIBR SVC - EMPL CONTINUE EDUC & DEVT	0	900	0	900	900	900
BUDGET DETAIL							
BUDGET CODE	DESCRIPTION		UNITS	PRICE			AMOUNT
ADOPTED-PRT	ANNUAL TRAINING		1.00	200.00			200
ADOPTED-PRT	CONFERENCE REGISTRATION/LODGING/PER DIEM		0.00	0.00			700
1010-530-00000-52030	LIBR SVC - POSTAGE	543	750	594	750	825	825
BUDGET DETAIL							
BUDGET CODE	DESCRIPTION		UNITS	PRICE			AMOUNT
ADOPTED-PRT	LIBRARY MISCELLANEOUS POSTAGE		0.00	0.00			125
ADOPTED-PRT	MOORPARK MAGAZINE - LIBRARY ANNUAL SHARE		0.00	0.00			700
1010-530-00000-52050	LIBR SVC - TOOL&NON-CAPITAL EQUIP	126,115	134,459	126,187	130,459	141,750	141,750
BUDGET DETAIL							
BUDGET CODE	DESCRIPTION		UNITS	PRICE			AMOUNT
ADOPTED-PRT	CENIC BROADBAND (PARTIALLY REIMB BY E-RATE PGM)		0.00	0.00			4,000
ADOPTED-PRT	COLLECTION PROCUREMENT		0.00	0.00			60,000
ADOPTED-PRT	LS&S GENERAL EXPENSES		0.00	0.00			25,000
ADOPTED-PRT	MATERIALS COLLECTION SERVICES		0.00	0.00			2,000
ADOPTED-PRT	NEW: LEASED COPIER/PRINTER		0.00	0.00			4,000
ADOPTED-PRT	PROGRAM EXPENSES (REIMBURSED BY FOL)		0.00	0.00			10,000
ADOPTED-PRT	RECIPROCAL BORROWING AGRMT & SHUTTLE SERVICE		0.00	0.00			10,250
ADOPTED-PRT	SOFTWARE MAINTENANCE AND LICENSING (OCLC, ETC.)		0.00	0.00			23,000
ADOPTED-PRT	UNANTICIPATED PUBLIC PC REPAIR & REPLACEMENT PARTS		0.00	0.00			3,500
1010-530-00000-53000	LIBR SVC - PROP MAINT SVC	1,256	0	0	0	0	0
1010-530-00000-56000	LIBR SVC - OVERHEAD ALLOCATE	58,087	113,031	0	328,633	427,217	427,217
BUDGET DETAIL							
BUDGET CODE	DESCRIPTION		UNITS	PRICE			AMOUNT
ADOPTED-PRT	OH ALLOCATION - CENTRAL SVC		0.00	0.00			279,426
ADOPTED-PRT	OH ALLOCATION - INFO SYS		0.00	0.00			147,791
1010-530-00000-56100	LIBR SVC - COST PLAN CHRG	122,207	113,644	113,644	113,644	153,667	153,667
1010-530-00000-56200	LIBR SVC - PROP TAX & SBA	1,530	757	796	757	757	757

Budget Worksheet

Division: 530 - Library Services		2021-2022 Actual	2022-2023 Budget	2022-2023 YTD Actual	Defined Budgets 2022-2023 CY Estimate	2023-2024 Recommended	2023-2024 Adopted-PRT
BUDGET DETAIL							
BUDGET CODE	DESCRIPTION		UNITS	PRICE			AMOUNT
ADOPTED-PRT	PARKS DIST SBA-699 MOORPARK AVE (APN: 5110050255)		0.00	0.00			137
ADOPTED-PRT	PARKS DIST SBA-LIBRARY PARK LOT (APN: 5110050265)		0.00	0.00			620
1010-530-G0028-52050	LIBR SVCS ZIP BOOKS GRANT - TOOL&NON-CAPITAL EQUIP	1,777	3,090	3,090	3,090	5,000	5,000
BUDGET DETAIL							
BUDGET CODE	DESCRIPTION		UNITS	PRICE			AMOUNT
ADOPTED-PRT	ZIP BOOKS - GRANT		0.00	0.00			5,000
2004-530-00000-52050	LIBR SVC - TOOL&NON-CAPITAL EQUIP	0	6,500	0	6,500	0	0
	Division: 530 - Library Services Total:	**930,136**	**1,022,267**	**888,033**	**1,233,284**	**1,393,810**	**1,400,925**

Emergency Management
Division: 212

The Emergency Management Division coordinates disaster preparedness and response, emergency related grant funding, emergency planning, and training and public education. The City's Emergency Operations Plan (EOP) and the Ventura County Multi Hazard Mitigation Plan provide the framework for the City's response to a disaster. The EOP outlines key emergency management policies, procedures, roles and responsibilities. The Division also arranges Standardized Emergency Management System (SEMS) workshops and disaster simulation exercises for City staff consistent with the National Incident Management System (NIMS) as well as other Emergency Operations Center training.

Additionally, the Division offers Community Emergency Response Team (CERT) training to the public free of charge. This course prepares residents to help themselves and their neighbors before, during, and after emergencies such as earthquakes, fires, and floods. The Ventura County Fire Protection District teaches the nationally recognized curriculum, which covers disaster preparedness, fire safety, disaster medical operations, light search and rescue, CERT organization, disaster psychology, and terrorism, concluding with a disaster simulation exercise.

Budget Worksheet

Division: 212 - Emergency Management		2021-2022 Actual	2022-2023 Budget	2022-2023 YTD Actual	Defined Budgets 2022-2023 CY Estimate	2023-2024 Recommended	2023-2024 Adopted-PRT
Division: 212 - Emergency Management							
1000-212-00000-50020	EM - SALARIES (FT)	28,793	30,345	27,661	30,345	34,370	36,776
1000-212-00000-50110	EM - LONGEVITY PAY	0	0	0	0	140	149
1000-212-00000-50200	EM - MEDICAL HLTH INSUR	7,522	8,433	6,506	8,433	9,157	9,157
1000-212-00000-50210	EM - DENTAL INSUR	473	444	334	444	471	471
1000-212-00000-50220	EM - VISION INSUR	75	92	67	92	92	92
1000-212-00000-50230	EM - ST/LT DISABILITY INSUR	97	164	131	164	185	199
1000-212-00000-50240	EM - EMPLOYEE ASST PROGR	6	0	0	0	0	0
1000-212-00000-50250	EM - WORKERS COMP INSUR	1,105	1,243	1,243	1,243	958	960
1000-212-00000-50270	EM - TERM LIFE INSUR	39	45	39	45	56	56
1000-212-00000-50300	EM - PERS CONTRIBUTIONS	1,862	2,192	2,244	2,192	6,998	7,487
1000-212-00000-50320	EM - FT DEFER COMP	539	652	485	652	737	789
1000-212-00000-50400	EM - MEDICARE	420	465	399	465	527	562
1000-212-00000-50500	EM - AUTO ALLOWANCE	127	186	100	186	186	186
1000-212-00000-50510	EM - CELLULAR PHONES/ALLOW	138	150	90	150	150	150
1000-212-00000-51000	EM - CONTRACTUAL SVC	16,910	20,500	720	20,500	20,500	20,500

BUDGET NOTES

BUDGET CODE	SUBJECT	DESCRIPTION
ADOPTED-PRT	DUE FY19/20	CPR/AED TRAINING (CERTIFICATION IN ODD NUMBERED YEARS AND REFRESHER TRAINING IN EVEN NUMBERED YEARS)

BUDGET DETAIL

BUDGET CODE	DESCRIPTION	UNITS	PRICE	AMOUNT
ADOPTED-PRT	CPR/AED REFRESHER TRAINING	0.00	0.00	2,200
ADOPTED-PRT	EOC TV CABLE TIME WARNER	0.00	0.00	300
ADOPTED-PRT	SEMS/NIMS EMERGENCY MANAGEMENT SYSTEM TRAINING	0.00	0.00	18,000

1000-212-00000-51200	EM - PRINT & AD SVC	79	2,600	576	2,600	1,500	1,500

BUDGET DETAIL

BUDGET CODE	DESCRIPTION	UNITS	PRICE	AMOUNT
ADOPTED-PRT	CERT PRINT MATERIALS	0.00	0.00	500
ADOPTED-PRT	EOC FORMS & OTHER EOC MATERIAL	0.00	0.00	500
ADOPTED-PRT	EOP PRINTING	0.00	0.00	500

1000-212-00000-51550	EM - EMPL CONTINUE EDUC & DEVT	1,354	2,785	1,187	2,785	2,785	2,785

Budget Worksheet

Division: 212 - Emergency Management		2021-2022 Actual	2022-2023 Budget	2022-2023 YTD Actual	Defined Budgets 2022-2023 CY Estimate	2023-2024 Recommended	2023-2024 Adopted-PRT
BUDGET DETAIL							
BUDGET CODE	DESCRIPTION		UNITS	PRICE			AMOUNT
ADOPTED-PRT	CAL-OES/FEMA TRAINING		0.00	0.00			2,500
ADOPTED-PRT	IAEM PROGRAM MANAGER		0.00	0.00			200
ADOPTED-PRT	MMASC PROGRAM MANAGER		0.00	0.00			85
1000-212-00000-51560	EM - TRAVEL COSTS	217	350	317	350	350	350
BUDGET DETAIL							
BUDGET CODE	DESCRIPTION		UNITS	PRICE			AMOUNT
ADOPTED-PRT	MISC MILEAGE REIMBURSEMENTS		0.00	0.00			350
1000-212-00000-52000	EM - GENERAL/PROGRAM SUPPL	7,057	9,750	1,101	9,750	7,000	7,000
BUDGET DETAIL							
BUDGET CODE	DESCRIPTION		UNITS	PRICE			AMOUNT
ADOPTED-PRT	CERT PROGRAM SUPPLIES		0.00	0.00			1,000
ADOPTED-PRT	EMERGENCY PREPAREDNESS SUPPLIES		0.00	0.00			2,250
ADOPTED-PRT	EOC EMERGENCY RATION RESTOCK		0.00	0.00			1,000
ADOPTED-PRT	MASS CASUALTY TRAILER RESTOCK		0.00	0.00			2,000
ADOPTED-PRT	MOORPARK HIGHLANDS ARES REPEATER		0.00	0.00			750
1000-212-00000-52030	EM - POSTAGE	0	250	0	250	250	250
1000-212-00000-52050	EM - TOOL&NON-CAPITAL EQUIP	504	8,000	573	8,000	3,000	3,000
1000-212-00000-54040	EM - COMMUNICATION SVC	4,034	4,000	4,424	4,000	4,000	4,000
BUDGET DETAIL							
BUDGET CODE	DESCRIPTION		UNITS	PRICE			AMOUNT
ADOPTED-PRT	EOC PHONE LINES & SATELLITE PHONES		0.00	0.00			4,000
1000-212-E0054-52000	EM - GENERAL/PROGRAM SUPPL	341	500	0	500	500	500
BUDGET NOTES							
BUDGET CODE	SUBJECT	DESCRIPTION					
ADOPTED-PRT	SUPPLIES	EMERGENCY PREPAREDNESS HANDOUTS & PROMOTIONAL ITEMS FOR PUBLIC DISTRIBUTION AT COMMUNITY EVENTS					
1000-212-E0075-51000	EM-COVID19 - CONTRACTUAL SVC	1,349	0	0	0	0	0
1000-212-E0075-51040	EM-COVID19 - LEGAL SVC	1,242	0	0	0	0	0
1000-212-E0075-52010	EM-COVID19 - MAINT&REPAIR SUPPLIES	16,360	0	3,023	0	0	0
1000-212-G0031-51200	CDBG O&E GRANT - PRINT & AD SVC	0	0	0	0	41,263	41,263

Budget Worksheet

Division: 212 - Emergency Management		2021-2022 Actual	2022-2023 Budget	2022-2023 YTD Actual	Defined Budgets 2022-2023 CY Estimate	2023-2024 Recommended	2023-2024 Adopted-PRT
1000-212-G0032-51000	CDBG - MIT GRANT - CONTRACTUAL SVC	0	0	0	0	57,713	57,713
	Division: 212 - Emergency Management Total:	**90,642**	**93,146**	**51,227**	**93,146**	**192,888**	**195,895**

Solid Waste and Recycling

Division: 445

This division plans and implements solid waste collection, waste reduction, and recycling programs. It monitors compliance with the City's Solid Waste Ordinance.

The City has a franchise agreement with a private solid waste hauler to provide residential and commercial collection services throughout Moorpark. The Division is responsible for administering and monitoring the City's franchise agreement, public events, developing quarterly financial reports, and conducting the annual maximum allowable solid waste rate review.

In accordance and compliance with the Integrated Waste Management Act of 1989, (AB 939 and as amended), the City's Solid Waste Management Program must divert from landfill disposal 50% of the solid waste generated in Moorpark. The Division accomplishes this through promoting source reduction, recycling, composting, and the proper disposal of household hazardous waste, universal waste, and electronic waste. Program activities include residential, commercial, and industrial recycling opportunities. When possible, these activities are coordinated with other agencies within the County to promote countywide waste reduction efforts. The Solid Waste and Recycling Division is funded by AB 939 user fees collected from the franchise waste hauler's customer accounts and by grant funding for waste reduction and diversion programs. The program also generates franchise fees and landfill local access fees that support 'General Fund' activities.

The City's Solid Waste and Recycling division also encompasses regional solid waste and household hazardous waste and universal waste management programs as well as a construction and demolition waste diversion program. The City of Moorpark, in cooperation with the cities of Simi Valley and Camarillo, provides area residents with an ongoing opportunity to dispose of household hazardous waste at regularly scheduled drop-off events. The City partners with Waste Management to provide residents with free landfill days, free neighborhood enhancement programs, used cooking oil collection, and holiday tree recycling services. The Division also hosts tri-annual disposal events for electronic waste, batteries, and fluorescent lights, and has set up other convenient methods of disposal for these and other items. Secure onsite paper shredding is also offered at the tri-annual electronic waste events.

This division, through payment programs, also audits the Used Oil Recycling Collection program with two certified centers for used oil disposal within the City and a Beverage Container Recycling program.

Budget Worksheet

Division: 445 - Solid Waste & Recycling		2021-2022 Actual	2022-2023 Budget	2022-2023 YTD Actual	Defined Budgets 2022-2023 CY Estimate	2023-2024 Recommended	2023-2024 Adopted-PRT
Division: 445 - Solid Waste & Recycling							
2410-445-G0002-52050	BEV CTR RECYC GRT - TOOLS&NON-CAPITAL	1,175	10,000	9,291	9,200	9,200	9,200
BUDGET DETAIL							
BUDGET CODE	DESCRIPTION		UNITS	PRICE			AMOUNT
ADOPTED-PRT	COASTAL CLEANUP DAY		0.00	0.00			650
ADOPTED-PRT	RECYCLING CONTAINERS		0.00	0.00			8,550
2410-445-P0002-50020	AB 939 - SALARIES (FT)	128,103	158,774	177,045	158,774	179,975	192,573
2410-445-P0002-50030	AB 939 - SALARIES (PT)	0	0	0	0	0	0
2410-445-P0002-50040	SW - OVERTIME	450	0	0	0	0	0
2410-445-P0002-50110	AB 939 - LONGEVITY PAY	0	0	0	0	419	448
2410-445-P0002-50200	AB 939 - MEDICAL HLTH INSUR	28,608	35,835	29,821	35,835	29,733	29,733
2410-445-P0002-50210	AB 939 - DENTAL INSUR	2,003	2,171	2,022	2,171	2,301	2,301
2410-445-P0002-50220	AB 939 - VISION INSUR	324	462	423	462	462	462
2410-445-P0002-50230	AB 939 - ST/LT DISABILITY INSUR	347	858	530	858	973	1,039
2410-445-P0002-50240	AB 939 - EMPLOYEE ASST PROGR	33	0	0	0	0	0
2410-445-P0002-50250	AB 939 - WORKERS COMP INSUR	3,113	3,881	3,881	3,881	4,378	4,423
2410-445-P0002-50270	AB 939 - TERM LIFE INSUR	198	265	282	265	308	308
2410-445-P0002-50300	AB 939 - PERS CONTRIBUTIONS	8,770	11,695	14,134	11,695	29,350	31,394
2410-445-P0002-50310	AB 939 - PT RETIREMENT CONTRIB	0	0	0	0	0	0
2410-445-P0002-50320	AB 939 - FT DEFER COMP	2,422	3,312	3,288	3,312	3,749	4,013
2410-445-P0002-50400	AB 939 - MEDICARE	1,916	2,453	2,659	2,453	2,775	2,961
2410-445-P0002-50500	AB 939 - AUTO ALLOWANCE	525	558	302	558	558	558
2410-445-P0002-50510	AB 939 - CELLULAR PHONES/ALLOW	492	531	320	531	531	531
2410-445-P0002-51000	AB 939 - CONTRACTUAL SVC	55,064	51,375	43,796	49,700	61,700	61,700
BUDGET DETAIL							
BUDGET CODE	DESCRIPTION		UNITS	PRICE			AMOUNT
ADOPTED-PRT	HOUSEHOLD HAZARDOUS WASTE CONTRACTS		0.00	0.00			30,000
ADOPTED-PRT	NEIGHBORHOOD ENHANCEMENT PROGRAM		0.00	0.00			5,000
ADOPTED-PRT	PAPER SHREDDING CONTRACT		0.00	0.00			3,700
ADOPTED-PRT	UNIVERSAL & ELECTRONIC WASTE CONTRACT		0.00	0.00			23,000
2410-445-P0002-51040	AB 939 - LEGAL SVC	15,968	3,000	162	200	3,000	3,000

Budget Worksheet

Division: 445 - Solid Waste & Recycling		2021-2022 Actual	2022-2023 Budget	2022-2023 YTD Actual	Defined Budgets 2022-2023 CY Estimate	2023-2024 Recommended	2023-2024 Adopted-PRT
BUDGET DETAIL							
BUDGET CODE	DESCRIPTION		UNITS	PRICE			AMOUNT
ADOPTED-PRT	NON-RETAINER CITY ATTORNEY COSTS		0.00	0.00			3,000
2410-445-P0002-51200	AB 939 - PRINT & AD SVC	465	5,000	84	500	5,000	5,000
BUDGET DETAIL							
BUDGET CODE	DESCRIPTION		UNITS	PRICE			AMOUNT
ADOPTED-PRT	SOLID WASTE ADVERTISING		0.00	0.00			4,500
ADOPTED-PRT	SOLID WASTE PRINTING		0.00	0.00			500
2410-445-P0002-51550	AB 939 - EMPL CONTINUE EDUC & DEVT	905	1,200	516	900	1,200	1,200
BUDGET DETAIL							
BUDGET CODE	DESCRIPTION		UNITS	PRICE			AMOUNT
ADOPTED-PRT	MEMBERSHIP - CRRA		0.00	0.00			200
ADOPTED-PRT	MEMBERSHIP - MMASC		0.00	0.00			100
ADOPTED-PRT	PROFESSIONAL DEVELOPMENT TRAINING		0.00	0.00			900
2410-445-P0002-51560	AB 939 - TRAVEL COSTS	0	200	71	200	200	200
2410-445-P0002-52020	AB 939 - OFFICE SUPPLIES	517	500	9	200	500	500
2410-445-P0002-52030	AB 939 - POSTAGE	534	400	0	100	400	400
2410-445-P0002-52050	AB 939 - TOOL&NON-CAPITAL EQUIP	5,996	20,200	5,115	14,300	14,400	14,400
BUDGET DETAIL							
BUDGET CODE	DESCRIPTION		UNITS	PRICE			AMOUNT
ADOPTED-PRT	COMPOST BIN PROGRAM		0.00	0.00			4,000
ADOPTED-PRT	SOLID WASTE CANS AND RECYCLING CANS (BEV CONT PP)		0.00	0.00			9,200
ADOPTED-PRT	SOLID WASTE PROMOTIONAL ITEMS		0.00	0.00			1,200
2410-445-P0002-54040	AB 939 - COMMUNICATION SVC	0	325	0	0	325	325
BUDGET DETAIL							
BUDGET CODE	DESCRIPTION		UNITS	PRICE			AMOUNT
ADOPTED-PRT	CELL PHONE REIMB - PM		0.00	0.00			325
2410-445-P0002-56000	AB 939 - OVERHEAD ALLOCATE	12,681	19,683	0	61,220	64,448	64,448
BUDGET DETAIL							
BUDGET CODE	DESCRIPTION		UNITS	PRICE			AMOUNT
ADOPTED-PRT	OH ALLOCATION - CENTRAL SVC		0.00	0.00			42,153
ADOPTED-PRT	OH ALLOCATION - INFO SYS		0.00	0.00			22,295
2410-445-P0002-56100	AB 939 - COST PLAN CHRG	60,209	67,095	67,095	67,095	93,032	93,032

Budget Worksheet

Division: 445 - Solid Waste & Recycling		2021-2022 Actual	2022-2023 Budget	2022-2023 YTD Actual	Defined Budgets 2022-2023 CY Estimate	2023-2024 Recommended	2023-2024 Adopted-PRT
2410-445-P0003-50020	ST OIL PYT PROG - SALARIES (FT)	1,439	2,726	4,245	2,726	3,056	3,270
2410-445-P0003-50030	ST OIL PYT PROG - SALARIES (PT)	0	0	0	0	0	0
2410-445-P0003-50200	ST OIL PYT PROG - MEDICAL HLTH INSUR	446	635	699	635	180	180
2410-445-P0003-50210	ST OIL PYT PROG - DENTAL INSUR	22	30	44	30	32	32
2410-445-P0003-50220	ST OIL PYT PROG - VISION INSUR	4	7	9	7	7	7
2410-445-P0003-50230	ST OIL PYT PROG - ST/LT DISABILITY INSUR	0	15	3	15	17	18
2410-445-P0003-50240	ST OIL PYT PROG - EMPLOYEE ASST PROGR	1	0	0	0	0	0
2410-445-P0003-50250	ST OIL PYT PROG - WORKERS COMP INSUR	46	67	67	67	74	75
2410-445-P0003-50260	ST OIL PYT PROG - UNEMPLOYMENT INSUR	0	0	0	0	0	0
2410-445-P0003-50270	ST OIL PYT PROG - TERM LIFE IONSUR	3	6	7	6	6	6
2410-445-P0003-50300	ST OIL PYT PROG - PERS CONTRIBUTIONS	111	207	320	207	239	255
2410-445-P0003-50310	ST OIL PYT PROG - PT RETIREMENT CONTRIB	0	0	0	0	0	0
2410-445-P0003-50320	ST OIL PYT PROG - FT DEFER COMP	28	55	85	55	61	65
2410-445-P0003-50400	ST OIL PYT PROG - MEDICARE	24	43	66	43	48	51
2410-445-P0003-51000	ST OIL PYT PROG - CONTRACTUAL SVC	0	700	0	0	700	700
BUDGET DETAIL							
BUDGET CODE	DESCRIPTION		UNITS	PRICE			AMOUNT
ADOPTED-PRT	TRANSLATION SERVICES		0.00	0.00			200
ADOPTED-PRT	USED OIL PAYMENT PROGRAM SVC		0.00	0.00			500
2410-445-P0003-51200	ST OIL PYT PROG - PRINT & AD SVC	3,409	4,000	674	4,000	1,800	1,800
BUDGET DETAIL							
BUDGET CODE	DESCRIPTION		UNITS	PRICE			AMOUNT
ADOPTED-PRT	USED OIL PROGRAM ADVERTISING		0.00	0.00			1,500
ADOPTED-PRT	USED OIL PROGRAM PRINTING		0.00	0.00			300
2410-445-P0003-52050	ST OIL PYT PROG - TOOL&NON-CAPITAL EQUIP	4,059	6,000	2,611	2,200	3,500	3,500
BUDGET DETAIL							
BUDGET CODE	DESCRIPTION		UNITS	PRICE			AMOUNT
ADOPTED-PRT	USED OIL COLLECTION KITS		0.00	0.00			3,500
	Division: 445 - Solid Waste & Recycling Total:	**340,411**	**414,264**	**369,690**	**434,401**	**518,637**	**534,108**

Facilities

Division: 171

The Parks, Recreation and Community Services Department coordinates maintenance services and rental activities for all City facilities, except those managed by the Successor Agency for the Moorpark Redevelopment Agency. Facilities that fall under this division include City Hall, the Community Center, Active Adult Center, Library, Arroyo Vista Recreation Center, Moorpark Public Services Facility, High Street Arts Center, 33 High Street, 61 High Street, Police Services Center, and Ruben Castro Human Services Center. The budget for this division includes all costs associated with custodial maintenance, building repairs, and general upkeep. The City's Community Center and Arroyo Vista Recreation Center, located at 799 Moorpark Avenue and 4550 Tierra Rejada Road, respectively, are used for public meetings, special events, recreational activities, and sports programs. The Community Center is the primary formal meeting place for the City Council, Planning Commission, and Parks and Recreation Commission, Arts Commission, and Library Board. Arroyo Vista Recreation Center is geared primarily toward recreational activities, including classes, sports activities, and teen programs. The Community Center and Recreation Center are also available for rental by community groups for private functions. Rental rates and availability vary, depending upon the type of event planned and the space required.

Expense Budget Worksheet

Project: 00000 - UNALLOCATED		2021-2022 Actual	2022-2023 Budget	2022-2023 YTD Actual	Defined Budgets 2022-2023 CY Estimate	2023-2024 Recommended	2023-2024 Adopted-PRT
Project: 00000 - UNALLOCATED							
1000-171-00000-50020	FAC MNT - SALARIES (FT)	240,877	262,050	248,765	262,050	255,625	273,519
1000-171-00000-50030	FAC MNT - SALARIES (PT)	32	0	0	0	0	0
1000-171-00000-50040	FAC MNT - OVERTIME	0	500	163	500	500	500
1000-171-00000-50100	FAC MNT - BILINGUAL PAY	39	42	41	42	42	42
1000-171-00000-50110	FAC MNT - LONGEVITY PAY	2,130	2,012	1,654	2,012	1,873	2,004
1000-171-00000-50120	FAC MNT - UNIFORM ALLOW	630	1,633	718	1,633	1,633	1,633
1000-171-00000-50200	FAC MNT - MEDICAL HLTH INSUR	66,938	82,210	60,637	82,210	63,397	63,397
1000-171-00000-50210	FAC MNT - DENTAL INSUR	5,054	5,648	4,642	5,648	4,568	4,568
1000-171-00000-50220	FAC MNT - VISION INSUR	819	1,166	908	1,166	853	853
1000-171-00000-50230	FAC MNT - ST/LT DISABILITY INSUR	890	1,416	1,794	1,416	1,380	1,477
1000-171-00000-50240	FAC MNT - EMPLOYEE ASST PROGR	72	0	0	0	0	0
1000-171-00000-50250	FAC MNT - WORKERS COMP INSUR	5,735	6,407	7,666	7,666	6,218	6,282
1000-171-00000-50270	FAC MNT - TERM LIFE INSUR	474	529	505	529	510	510
1000-171-00000-50300	FAC MNT - PERS CONTRIBUTIONS	34,817	34,990	33,043	34,990	31,553	33,737
1000-171-00000-50310	FAC MNT - PT RETIREMENT CONTRIB	1	0	0	0	0	0
1000-171-00000-50320	FAC MNT - FT DEFER COMP	4,845	5,433	5,057	5,433	5,245	5,611
1000-171-00000-50400	FAC MNT - MEDICARE	3,652	3,988	3,827	3,988	3,933	4,198
1000-171-00000-50500	FAC MNT - AUTO ALLOWANCE	559	558	560	558	372	372
1000-171-00000-50510	FAC MNT - CELLULAR PHONES/ALLOW	126	126	126	126	84	84
1000-171-00000-51210	FAC MNT - EQUIP MAINT SVC	0	0	0	0	1,200	1,200
BUDGET DETAIL							
BUDGET CODE	DESCRIPTION		UNITS	PRICE			AMOUNT
ADOPTED-PRT	MISC EQUIP MAINTENANCE		0.00	0.00			1,200
1000-171-00000-51220	FAC MNT - VEHICLE MAINT SVC	0	0	0	0	2,700	2,700
BUDGET DETAIL							
BUDGET CODE	DESCRIPTION		UNITS	PRICE			AMOUNT
ADOPTED-PRT	GENERAL MAINTENANCE - FAC VEHICLES		0.00	0.00			2,700
1000-171-00000-51500	FACILITY RENTALS - INSURANCE&BOND PREM	0	3,000	13,401	6,063	3,000	3,000
1000-171-00000-51550	FAC MNT - EMPL CONTINUE EDUC & DEVT	337	0	0	0	2,100	2,100

Expense Budget Worksheet

Project: 00000 - UNALLOCATED		2021-2022 Actual	2022-2023 Budget	2022-2023 YTD Actual	Defined Budgets 2022-2023 CY Estimate	2023-2024 Recommended	2023-2024 Adopted-PRT
BUDGET DETAIL							
BUDGET CODE	DESCRIPTION		UNITS	PRICE			AMOUNT
ADOPTED-PRT	ANNUAL STAFF TRAINING		3.00	200.00			600
ADOPTED-PRT	MAINTENANCE STAFF TRAINING COURSE		0.00	0.00			1,200
ADOPTED-PRT	MEMBERSHIP - BUILDING MAINTENANCE WORKER		0.00	0.00			100
ADOPTED-PRT	REFERENCE BOOKS & MATERIALS		0.00	0.00			200
1000-171-00000-51910	FACILITIES - SUSPENSE ACCOUNT	0	2,142	0	2,142	2,142	2,142
1000-171-00000-52100	FAC MNT - FUEL SUPPLIES	0	5,000	1,482	0	10,500	10,500
1000-171-00000-53000	FACILITY RENTALS - PROP MAINT SVC	727	0	2,514	0	0	0
1000-171-00000-54040	FAC MNT - COMMUNICATION SVC	0	0	0	0	1,200	1,200
BUDGET DETAIL							
BUDGET CODE	DESCRIPTION		UNITS	PRICE			AMOUNT
ADOPTED-PRT	FAILITIES STAFF CELL PHONES		0.00	0.00			1,200
1010-171-00000-51000	LIBR FAC MNT - CONTRACTUAL SVC	23,886	25,520	24,445	25,520	33,036	33,036
BUDGET DETAIL							
BUDGET CODE	DESCRIPTION		UNITS	PRICE			AMOUNT
ADOPTED-PRT	ALARM SERVICES		0.00	0.00			2,832
ADOPTED-PRT	JANITORIAL ANNUAL SERVICES		0.00	0.00			3,000
ADOPTED-PRT	JANITORIAL MONTHLY SERVICES		0.00	0.00			20,688
ADOPTED-PRT	LANDSCAPE SERVICES		0.00	0.00			6,516
1010-171-00000-52000	LIBR FAC MNT - GEN/PROG SUPPLIES	58	1,000	508	1,000	1,000	1,000
BUDGET NOTES							
BUDGET CODE	SUBJECT	DESCRIPTION					
ADOPTED-PRT	RQST	PAPER GOODS, SIGNS, ETC					
1010-171-00000-53000	LIBR FAC MNT - PROP MAINT SVC	9,843	19,717	12,042	19,717	20,300	20,300
BUDGET DETAIL							
BUDGET CODE	DESCRIPTION		UNITS	PRICE			AMOUNT
ADOPTED-PRT	BACKFLOW TESTING REPAIRS		0.00	0.00			500
ADOPTED-PRT	FIRSTAID SUPPLIES		0.00	0.00			300
ADOPTED-PRT	GENERAL MAINTENANCE		0.00	0.00			5,000
ADOPTED-PRT	HVAC SERVICE		0.00	0.00			5,000
ADOPTED-PRT	PEST CONTROL SERVICE		0.00	0.00			2,500
ADOPTED-PRT	PLUMBING SERVICES		0.00	0.00			3,500
ADOPTED-PRT	TREE TRIMMING		0.00	0.00			3,500

Expense Budget Worksheet

Project: 00000 - UNALLOCATED		2021-2022 Actual	2022-2023 Budget	2022-2023 YTD Actual	Defined Budgets 2022-2023 CY Estimate	2023-2024 Recommended	2023-2024 Adopted-PRT
1010-171-00000-54010	LIBR FAC MNT - ELECTRICITY	8,661	17,000	10,171	17,000	17,000	17,000
1010-171-00000-54020	LIBR FAC MNT - NATURAL GAS	579	600	865	600	600	600
1010-171-00000-54030	LIBR FAC MNT - WATER & SEWAGE	1,994	3,600	1,823	3,600	3,600	3,600
1010-171-00000-54040	LIBR FAC MNT - COMMUNICATION SVC	1,086	1,400	1,000	1,400	1,400	1,400
	Project: 00000 - UNALLOCATED Total:	**414,861**	**487,687**	**438,369**	**487,009**	**477,564**	**498,565**
Project: C0056 - NEW LIBRARY BLDG							
3001-171-C0056-51200	NEW LIBRARY - PRINT & AD SVC	850	0	0	0	0	0
3001-171-C0056-59010	NEW LIBRARY - TFER TO OTH FUNDS	45,671	0	0	0	0	0
	Project: C0056 - NEW LIBRARY BLDG Total:	**46,521**	**0**	**0**	**0**	**0**	**0**
Project: C0068 - HSAC ROOFING REPLACEMENT							
1000-171-C0068-59010	HSAC ROOF - TFER TO OTH FUNDS	1,150	0	0	0	0	0
	Project: C0068 - HSAC ROOFING REPLACEMENT Total:	**1,150**	**0**	**0**	**0**	**0**	**0**
Project: F0001 - CITY HALL ADM & DEVT SVC BLDGS							
1000-171-F0001-51000	CITY HALL - CONTRACTUAL SVC	22,974	173,060	118,056	173,060	111,578	111,578

BUDGET DETAIL

BUDGET CODE	DESCRIPTION	UNITS	PRICE	AMOUNT
ADOPTED-PRT	BAY ALARM SVC	0.00	0.00	9,894
ADOPTED-PRT	ENVIRONMENTAL CONSULTANT	0.00	0.00	2,500
ADOPTED-PRT	JANITORIAL DAILY CLEANING	0.00	0.00	41,900
ADOPTED-PRT	JANITORIAL, ANNUAL CLEANING	0.00	0.00	13,000
ADOPTED-PRT	LANDSCAPE SERVICES	0.00	0.00	19,284
ADOPTED-PRT	WORK ORDER SOFTWARE	0.00	0.00	25,000

1000-171-F0001-51040	CITY HALL - LEGAL SVC	0	1,500	221	1,500	1,500	1,500
1000-171-F0001-51210	CITY HALL - EQUIP MAINT SVC	0	1,200	0	1,200	0	0
1000-171-F0001-51220	CITY HALL - VEHICLE MAINT SVC	364	2,700	498	2,700	0	0

BUDGET NOTES

BUDGET CODE	SUBJECT	DESCRIPTION
ADOPTED-PRT	RQST	GENERAL MAINTENANCE -FT/LPM SUPT VEHICLES

1000-171-F0001-51550	CITY HALL - EMPL CONT EDUC & DEVT	175	900	0	900	0	0
1000-171-F0001-52000	CITY HALL - GENERAL/PROGRAM SUPPL	3,313	7,100	10,559	7,200	7,200	7,200

Expense Budget Worksheet

Project: F0001 - CITY HALL ADM & DEVT SVC BLDGS		2021-2022 Actual	2022-2023 Budget	2022-2023 YTD Actual	Defined Budgets 2022-2023 CY Estimate	2023-2024 Recommended	2023-2024 Adopted-PRT
BUDGET DETAIL							
BUDGET CODE	DESCRIPTION		UNITS	PRICE			AMOUNT
ADOPTED-PRT	FIRST AID SUPPLIES		0.00	0.00			700
ADOPTED-PRT	JANITORIAL SUPPLIES		0.00	0.00			2,000
ADOPTED-PRT	MISCELLANEOUS SUPPLIES		0.00	0.00			2,000
ADOPTED-PRT	SANITARY SUPPLIES		0.00	0.00			1,000
ADOPTED-PRT	SIGNS - OFFICE IMPROVEMENT ITEMS, ETC.		0.00	0.00			1,500
1000-171-F0001-52020	CITY HALL - OFFICE SUPPLIES	0	500	0	500	500	500
1000-171-F0001-52050	CITY HALL - TOOL&NON-CAPITAL EQUIP	27	1,000	544	1,000	3,100	3,100
BUDGET DETAIL							
BUDGET CODE	DESCRIPTION		UNITS	PRICE			AMOUNT
ADOPTED-PRT	MISC TOOLS		0.00	0.00			1,000
ADOPTED-PRT	REPLACEMENT TABLES		0.00	0.00			2,100
1000-171-F0001-52100	CITY HALL - FUEL SUPPLIES	3,569	4,500	4,690	4,150	1,500	1,500
1000-171-F0001-53000	CITY HALL - PROP MAINT SVC	46,835	116,885	102,983	112,885	84,500	84,500
BUDGET DETAIL							
BUDGET CODE	DESCRIPTION		UNITS	PRICE			AMOUNT
ADOPTED-PRT	ADMINISTRATION BUILDING ROOF REPAIR		0.00	0.00			19,000
ADOPTED-PRT	ELECTRICAL MAINTENANCE REPAIR		0.00	0.00			5,000
ADOPTED-PRT	EMERGENCY STAND-BY GENERATOR SERVICE		0.00	0.00			5,000
ADOPTED-PRT	GENERAL MAINTENANCE & REPAIR		0.00	0.00			20,000
ADOPTED-PRT	HVAC SERVICES		0.00	0.00			24,000
ADOPTED-PRT	LANDSCAPE IMPROVEMENTS PLANTING		0.00	0.00			2,500
ADOPTED-PRT	LIGHTING REPAIRS		0.00	0.00			1,000
ADOPTED-PRT	PLUMBING SERVICES		0.00	0.00			5,000
ADOPTED-PRT	TREE TRIMMING		0.00	0.00			3,000
1000-171-F0001-54010	CITY HALL - ELECTRICITY	1,894	4,000	2,195	4,000	4,000	4,000
1000-171-F0001-54020	CITY HALL - NATURAL GAS	2,876	3,000	5,869	3,000	4,400	4,400
1000-171-F0001-54030	CITY HALL - WATER & SEWAGE	3,629	4,700	3,805	4,700	4,700	4,700
1000-171-F0001-54040	CITY HALL - COMMUNICATION SVC	1,484	1,580	997	1,580	500	500
BUDGET DETAIL							
BUDGET CODE	DESCRIPTION		UNITS	PRICE			AMOUNT
ADOPTED-PRT	PAY PHONE		0.00	0.00			500
1000-171-F0001-54050	CITY HALL - OPERATE PERMIT FEES	0	1,200	1,356	1,356	1,350	1,350

Expense Budget Worksheet

Project: F0001 - CITY HALL ADM & DEVT SVC BLDGS		2021-2022 Actual	2022-2023 Budget	2022-2023 YTD Actual	Defined Budgets 2022-2023 CY Estimate	2023-2024 Recommended	2023-2024 Adopted-PRT
BUDGET DETAIL							
BUDGET CODE	DESCRIPTION		UNITS	PRICE			AMOUNT
ADOPTED-PRT	APCD & CER GENERATOR PERMITS		0.00	0.00			1,350
1000-171-F0001-56200	CITY HALL - PROP TAX & SBA	14,867	7,301	7,741	7,301	7,301	7,301
BUDGET DETAIL							
BUDGET CODE	DESCRIPTION		UNITS	PRICE			AMOUNT
ADOPTED-PRT	PARKS SBA - AVRC DRIVEWAY (APN: 5050260105)		0.00	0.00			66
ADOPTED-PRT	PARKS SBA -14281 PRINCETON AVE (APN: 5130023035)		0.00	0.00			66
ADOPTED-PRT	PARKS SBA -14303 PRINCETON AVE (APN: 5130031045)		0.00	0.00			22
ADOPTED-PRT	PARKS SBA -661 MOORPARK AVE (APN: 5110050140)		0.00	0.00			66
ADOPTED-PRT	PARKS SBA -675 MOORPARK AVE (APN: 5110050065)		0.00	0.00			240
ADOPTED-PRT	PARKS SBA -AVCP - GYM (APN: 5060010640)		0.00	0.00			66
ADOPTED-PRT	PARKS SBA -AVCP (APN: 5060010280)		0.00	0.00			66
ADOPTED-PRT	PARKS SBA -AVRC DRIVEWAY (APN: 5050260060)		0.00	0.00			66
ADOPTED-PRT	PARKS SBA -AVRC DRIVEWAY (APN: 5050260285)		0.00	0.00			66
ADOPTED-PRT	PARKS SBA -AVRC PARK LOT (APN: 5050260075)		0.00	0.00			66
ADOPTED-PRT	PARKS SBA -AVRC PARK LOT (APN: 5050260085)		0.00	0.00			66
ADOPTED-PRT	PARKS SBA -BUTTERCRK/PEPPERMILL (APN-5040030275)		0.00	0.00			1,202
ADOPTED-PRT	PARKS SBA -CAMPUS CANYON PK (APN: 5140242085)		0.00	0.00			66
ADOPTED-PRT	PARKS SBA -CAMPUS CANYON PK (APN: 5140242095)		0.00	0.00			66
ADOPTED-PRT	PARKS SBA -CAMPUS PK (APN: 5140032245)		0.00	0.00			66
ADOPTED-PRT	PARKS SBA -CAMPUS PK (APN: 5140032075)		0.00	0.00			66
ADOPTED-PRT	PARKS SBA -CIVIC CENTER CIVIC000-000 (APN: 511005		0.00	0.00			1,967
ADOPTED-PRT	PARKS SBA -COLLEGE VIEW PK (APN: 5140112015)		0.00	0.00			66
ADOPTED-PRT	PARKS SBA -GLENWOOD PARK (APN: 5040021185)		0.00	0.00			66
ADOPTED-PRT	PARKS SBA -MILLER PK COURTS (APN: 5120270105)		0.00	0.00			66
ADOPTED-PRT	PARKS SBA -MILLER PK PLYGRD/PKLOT APN: 5120270115		0.00	0.00			66
ADOPTED-PRT	PARKS SBA -MONTE VISTA (APN: 5070122155)		0.00	0.00			66
ADOPTED-PRT	PARKS SBA -MOUNTAIN MEADOWS (APN: 5060200035)		0.00	0.00			1,311
ADOPTED-PRT	PARKS SBA -OPEN SP-42 MILLER PK (APN: 5120260065)		0.00	0.00			66
ADOPTED-PRT	PARKS SBA -OPEN SP-43 MILLER PK (APN: 5120260075)		0.00	0.00			66
ADOPTED-PRT	PARKS SBA -OPEN SP-44 MILLER PK (APN: 5120270095		0.00	0.00			66
ADOPTED-PRT	PARKS SBA -OPEN SP-47 SOUTH MILLER PK PLYGRD		0.00	0.00			66
ADOPTED-PRT	PARKS SBA -PEACH HILL PARK (APN: 5070011015)		0.00	0.00			66
ADOPTED-PRT	PARKS SBA -PEACH HILL PARK (APN: 5070011025)		0.00	0.00			66
ADOPTED-PRT	PARKS SBA -POINDEXTER PARK (APN: 5110090325)		0.00	0.00			66
ADOPTED-PRT	PARKS SBA -TR RD NE SDWLK AVRC (APN: 5050260125)		0.00	0.00			66
ADOPTED-PRT	PARKS SBA -TR RD NE SDWLK AVRC (APN: 5050260275)		0.00	0.00			66
ADOPTED-PRT	PARKS SBA -TR RD NORTHSIDE (APN: 5060100675)		0.00	0.00			66

Expense Budget Worksheet

Project: F0001 - CITY HALL ADM & DEVT SVC BLDGS		2021-2022 Actual	2022-2023 Budget	2022-2023 YTD Actual	Defined Budgets 2022-2023 CY Estimate	2023-2024 Recommended	2023-2024 Adopted-PRT
ADOPTED-PRT	PARKS SBA-BUTTERCRK/PEPPERMILL (APN-5040030265)		0.00	0.00			711
	Project: F0001 - CITY HALL ADM & DEVT SVC BLDGS Total:	**102,007**	**331,126**	**259,520**	**327,032**	**232,129**	**232,129**
Project: F0002 - COMMUNITY CENTER							
1000-171-F0002-53000	COMM CTR - PROP MAINT SVC	870	0	111	0	0	0
	Project: F0002 - COMMUNITY CENTER Total:	**870**	**0**	**111**	**0**	**0**	**0**
Project: F0003 - ACTIVE ADULT CENTER							
1000-171-F0003-51000	AAC - CONTRACTUAL SVC	15,164	11,216	6,216	11,216	11,216	11,216
BUDGET DETAIL							
BUDGET CODE	DESCRIPTION		UNITS	PRICE			AMOUNT
ADOPTED-PRT	ALARM SERVICES		0.00	0.00			6,216
ADOPTED-PRT	JANITORIAL ANNUAL CLEANING		0.00	0.00			5,000
1000-171-F0003-53000	AAC - PROP MAINT SVC	15,753	18,000	10,279	19,000	30,000	30,000
BUDGET DETAIL							
BUDGET CODE	DESCRIPTION		UNITS	PRICE			AMOUNT
ADOPTED-PRT	ELECTRICAL MAINTENANCE & REPAIR		0.00	0.00			1,500
ADOPTED-PRT	GENERAL REPAIRS		0.00	0.00			1,000
ADOPTED-PRT	HVAC MAINTENANCE & REPAIR		0.00	0.00			5,500
ADOPTED-PRT	REPLACE CABINETS AND COUNTERTOPS		0.00	0.00			22,000
1000-171-F0003-54010	AAC - ELECTRICITY	15,150	21,000	17,567	21,000	21,000	21,000
1000-171-F0003-54030	AAC - WATER & SEWAGE	852	1,580	922	1,580	1,580	1,580
	Project: F0003 - ACTIVE ADULT CENTER Total:	**46,919**	**51,796**	**34,984**	**52,796**	**63,796**	**63,796**
Project: F0005 - CITY HALL MODULAR BLDGS							
1000-171-F0005-53000	CH ANNEX - PROP MAINT SVC	0	0	3,335	0	0	0
	Project: F0005 - CITY HALL MODULAR BLDGS Total:	**0**	**0**	**3,335**	**0**	**0**	**0**
Project: F0007 - ARROYO VISTA COMM CENTER							
1000-171-F0007-51000	AVRC - CONTRACTUAL SVC	8,907	21,972	17,212	15,972	18,172	18,172
BUDGET DETAIL							
BUDGET CODE	DESCRIPTION		UNITS	PRICE			AMOUNT
ADOPTED-PRT	BAY ALARM SERVICES		0.00	0.00			4,172
ADOPTED-PRT	JANITORIAL ANNUAL CLEANING SERVICES		0.00	0.00			14,000

Expense Budget Worksheet

Project: F0007 - ARROYO VISTA COMM CENTER		2021-2022 Actual	2022-2023 Budget	2022-2023 YTD Actual	Defined Budgets 2022-2023 CY Estimate	2023-2024 Recommended	2023-2024 Adopted-PRT
1000-171-F0007-51210	AVRC - EQUIP MAINT SVC	0	500	141	500	500	500
1000-171-F0007-52000	AVRC - GENERAL/PROGRAM SUPPL	4,434	5,000	5,133	5,000	5,000	5,000
BUDGET DETAIL							
BUDGET CODE	DESCRIPTION		UNITS	PRICE			AMOUNT
ADOPTED-PRT	JANITORIAL SUPPLIES		0.00	0.00			5,000
1000-171-F0007-52050	AVRC - TOOL&NON-CAPITAL EQUIP	204	500	189	500	500	500
1000-171-F0007-53000	AVRC - PROP MAINT SVC	22,960	62,480	47,796	66,480	39,800	39,800
BUDGET DETAIL							
BUDGET CODE	DESCRIPTION		UNITS	PRICE			AMOUNT
ADOPTED-PRT	GENERAL MAINTENANCE - PLUMBING, HVAC, REPAIRS		0.00	0.00			20,000
ADOPTED-PRT	PAINT EXTERIOR TRIM AND FASCIA		0.00	0.00			9,800
ADOPTED-PRT	ROOF REPAIR		0.00	0.00			10,000
1000-171-F0007-54010	AVRC - ELECTRICITY	35,489	48,000	25,999	48,000	48,000	48,000
1000-171-F0007-54020	AVRC - NATURAL GAS	3,516	5,000	9,176	5,000	7,500	7,500
1000-171-F0007-54030	AVRC - WATER & SEWAGE	1,558	3,100	1,656	3,100	3,100	3,100
	Project: F0007 - ARROYO VISTA COMM CENTER Total:	**77,069**	**146,552**	**107,306**	**144,552**	**122,572**	**122,572**
Project: F0008 - MAINTENANCE YARD							
1000-171-F0008-51000	MPSF - CONTRACTUAL SVC	12,568	14,920	12,780	15,736	19,080	19,080
BUDGET DETAIL							
BUDGET CODE	DESCRIPTION		UNITS	PRICE			AMOUNT
ADOPTED-PRT	ALARM SERVICES		0.00	0.00			3,464
ADOPTED-PRT	JANITORIAL ANNUAL CLEANING SERVICES		0.00	0.00			6,100
ADOPTED-PRT	JANITORIAL MONTHLY SERVICES		12.00	793.00			9,516
1000-171-F0008-52000	MPSF - GENERAL/PROGRAM SUPPL	2,225	2,500	2,437	2,500	2,500	2,500
BUDGET NOTES							
BUDGET CODE	SUBJECT	DESCRIPTION					
ADOPTED-PRT	RQST	PAPER GOODS, LIGHT BULBS, CLEANING SUPPLIES, ETC. (COST SHARED BY PUBLIC WORKS)					
1000-171-F0008-52050	MPSF - TOOL&NON-CAPITAL EQUIP	189	500	186	500	500	500
1000-171-F0008-53000	MPSF - PROP MAINT SVC	23,047	86,125	67,518	77,125	45,524	45,524
BUDGET DETAIL							
BUDGET CODE	DESCRIPTION		UNITS	PRICE			AMOUNT
ADOPTED-PRT	BACKFLOW TESTING REPAIRS		0.00	0.00			500

Expense Budget Worksheet

Project: F0008 - MAINTENANCE YARD		2021-2022 Actual	2022-2023 Budget	2022-2023 YTD Actual	Defined Budgets 2022-2023 CY Estimate	2023-2024 Recommended	2023-2024 Adopted-PRT
ADOPTED-PRT	HVAC, GATES, PLUMBING, ELECTRICAL SERVICES		0.00	0.00			16,500
ADOPTED-PRT	LANDSCAPE SERVICES		0.00	0.00			9,524
ADOPTED-PRT	PAINT UNDERSIDE OF COVERED PARKING STRUCTURES		0.00	0.00			16,500
ADOPTED-PRT	TREE TRIMMING		0.00	0.00			2,500
1000-171-F0008-54010	MPSF - ELECTRICITY	20,044	23,000	22,905	23,000	23,000	23,000
1000-171-F0008-54020	MPSF - NATURAL GAS	650	1,100	709	1,100	1,100	1,100
1000-171-F0008-54030	MPSF - WATER & SEWAGE	2,633	3,100	2,992	3,100	3,100	3,100
1000-171-F0008-54040	MPSF - COMMUNICATION SVC	274	300	301	300	300	300
1000-171-F0008-54050	MPSF - OPERATE PERMIT FEES	0	300	0	300	300	300
1000-171-F0008-56200	MPSF - PROP TAX & SBA	1,755	0	913	0	0	0
	Project: F0008 - MAINTENANCE YARD Total:	**63,385**	**131,845**	**110,745**	**123,661**	**95,404**	**95,404**
Project: F0009 - POLICE SERVICES FACILITY							
1000-171-F0009-51000	PSC - CONTRACTUAL SVC	11,338	1,788	1,788	1,788	1,788	1,788
BUDGET DETAIL							
BUDGET CODE	DESCRIPTION		UNITS	PRICE			AMOUNT
ADOPTED-PRT	ALARM SERVICES		0.00	0.00			1,788
1000-171-F0009-52000	PSC - GENERAL/PROGRAM SUPPL	410	2,200	0	2,200	2,200	2,200
1000-171-F0009-53000	PSC - PROP MAINT SVC	84,645	71,200	24,330	38,400	55,550	55,550
BUDGET DETAIL							
BUDGET CODE	DESCRIPTION		UNITS	PRICE			AMOUNT
ADOPTED-PRT	BACKFLOW TESTING REPAIRS		0.00	0.00			750
ADOPTED-PRT	ELECTRICAL SERVICES		0.00	0.00			3,200
ADOPTED-PRT	ENTRY STONE REFURBISHMENT		0.00	0.00			8,500
ADOPTED-PRT	FLOORING CARPET REPLACEMENT		0.00	0.00			8,600
ADOPTED-PRT	GATE SERVICES		0.00	0.00			3,800
ADOPTED-PRT	GENERAL REPLACEMENT & REPAIR SERVICES		0.00	0.00			7,500
ADOPTED-PRT	GENERATOR INTERNET CONNECTION		0.00	0.00			5,000
ADOPTED-PRT	GENERATOR SERVICE		0.00	0.00			2,000
ADOPTED-PRT	HVAC SERVICES		0.00	0.00			8,000
ADOPTED-PRT	PERMIT FEES VENT.COUNTY ENVIRONMENTAL		0.00	0.00			1,200
ADOPTED-PRT	PLUMBING SERVICES		0.00	0.00			2,500
ADOPTED-PRT	ROOF REPAIRS		0.00	0.00			3,300
ADOPTED-PRT	SECURITY CAMERA MAINTENANCE		0.00	0.00			1,200
1000-171-F0009-54010	PSC - ELECTRICITY	61,580	53,500	62,597	53,500	72,000	72,000

Expense Budget Worksheet

Project: F0009 - POLICE SERVICES FACILITY		2021-2022 Actual	2022-2023 Budget	2022-2023 YTD Actual	Defined Budgets 2022-2023 CY Estimate	2023-2024 Recommended	2023-2024 Adopted-PRT
1000-171-F0009-54030	PSC - WATER & SEWAGE	14,385	20,000	8,728	20,000	10,000	10,000
1000-171-F0009-54050	PSC - OPERATE PERMIT FEES	682	1,200	1,065	1,200	1,200	1,200
1000-171-F0009-56200	PSC - PROP TAX & SBA	5,013	66	2,610	66	66	66
BUDGET DETAIL							
BUDGET CODE	DESCRIPTION		UNITS	PRICE			AMOUNT
ADOPTED-PRT	PARKS SBA PARCEL A PSC (APN 5120171225)		0.00	0.00			66
	Project: F0009 - POLICE SERVICES FACILITY Total:	**178,052**	**149,954**	**101,119**	**117,154**	**142,804**	**142,804**
Project: F0010 - NEW CITY HALL							
1000-171-F0010-51000	NEW CITY HALL AT SCIENCE DRIVE - CONTRACTUAL SVC	0	0	0	0	50,171	50,171
BUDGET DETAIL							
BUDGET CODE	DESCRIPTION		UNITS	PRICE			AMOUNT
ADOPTED-PRT	FIRE ALARM/SECURITY MONITORING		0.00	0.00			3,600
ADOPTED-PRT	JANITORIAL SERVICES		0.00	0.00			37,000
ADOPTED-PRT	LANDSCAPE SERVICES		0.00	0.00			9,571
1000-171-F0010-53000	NEW CITY HALL AT SCIENCE DRIVE - PROP MAINT SVC	4,545	23,872	18,411	24,172	19,100	19,100
BUDGET DETAIL							
BUDGET CODE	DESCRIPTION		UNITS	PRICE			AMOUNT
ADOPTED-PRT	BACKFLOW TESTING REPAIRS		0.00	0.00			500
ADOPTED-PRT	ELEVATOR PM SERVICE		0.00	0.00			4,100
ADOPTED-PRT	GENERAL MAINTENANCE		0.00	0.00			12,000
ADOPTED-PRT	TREE TRIMMING		0.00	0.00			2,500
1000-171-F0010-54010	NEW CITY HALL AT SCIENCE DRIVE - ELECTRICITY	4,803	20,000	8,638	20,000	20,000	20,000
1000-171-F0010-54030	NEW CITY HALL AT SCIENCE DRIVE - WATER & SEWAGE	1,910	4,000	3,059	4,000	4,000	4,000
1000-171-F0010-54040	NEW CITY HALL AT SCIENCE DRIVE - COMMUNICATION SVC	0	300	155	0	0	0
	Project: F0010 - NEW CITY HALL Total:	**11,258**	**48,172**	**30,265**	**48,172**	**93,271**	**93,271**

Expense Budget Worksheet

Project: L0002 - RUEBEN CASTRO HUMAN SERVICES CENTER		2021-2022 Actual	2022-2023 Budget	2022-2023 YTD Actual	Defined Budgets 2022-2023 CY Estimate	2023-2024 Recommended	2023-2024 Adopted-PRT
Project: L0002 - RUEBEN CASTRO HUMAN SERVICES CENTER							
1000-171-L0002-51000	RCHSC - CONTRACTUAL SVC	23,681	33,919	25,084	33,219	46,486	46,486
BUDGET DETAIL							
BUDGET CODE	DESCRIPTION		UNITS	PRICE			AMOUNT
ADOPTED-PRT	ALARM SERVICES		0.00	0.00			2,652
ADOPTED-PRT	JANITORIAL ANNUAL CLEANING SERVICE		0.00	0.00			3,500
ADOPTED-PRT	JANITORIAL MONTHLY CLEANING SERVICES		0.00	0.00			15,516
ADOPTED-PRT	LANDSCAPE SERVICES		0.00	0.00			18,448
ADOPTED-PRT	SECURITY LOCK-UP SERVICES		0.00	0.00			6,370
1000-171-L0002-52000	RCHSC - GENERAL/PROGRAM SUPPLIES	0	3,000	0	1,500	1,500	1,500
BUDGET NOTES							
BUDGET CODE	SUBJECT	DESCRIPTION					
ADOPTED-PRT	RQST	SIGNS, LIGHT BULBS, CLEANING SUPPLIES,ETC					
1000-171-L0002-53000	RCHSC - PROP MAINT SVC	22,661	67,499	53,828	68,199	29,750	29,750
BUDGET DETAIL							
BUDGET CODE	DESCRIPTION		UNITS	PRICE			AMOUNT
ADOPTED-PRT	BACKFLOW TESTING REPAIR		0.00	0.00			1,000
ADOPTED-PRT	GENERAL MAINTENANCE & REPAIR		0.00	0.00			6,000
ADOPTED-PRT	GENERATOR INTERNET CONNECTION		0.00	0.00			5,000
ADOPTED-PRT	GENERATOR SERVICE		0.00	0.00			2,000
ADOPTED-PRT	REAR ROOF DRAIN REPAIR		0.00	0.00			14,250
ADOPTED-PRT	TREE TRIMMING		0.00	0.00			1,500
1000-171-L0002-54010	RCHSC - ELECTRICITY	16,159	21,000	20,437	21,000	21,000	21,000
1000-171-L0002-54020	RCHSC - NATURAL GAS	1,642	2,200	3,443	2,200	2,200	2,200
1000-171-L0002-54030	RCHSC - WATER & SEWAGE	5,706	8,000	4,275	8,000	8,000	8,000
1000-171-L0002-54050	RCHSC - OPERATE PERMIT FEES	0	1,200	0	1,200	1,200	1,200
1000-171-L0002-56200	RCHSC - PROP TAX & SBA	132	66	68	66	66	66
BUDGET DETAIL							
BUDGET CODE	DESCRIPTION		UNITS	PRICE			AMOUNT
ADOPTED-PRT	PARKS SBA - PARCEL C RCHSC APN 5120171235		0.00	0.00			66
Project: L0002 - RUEBEN CASTRO HUMAN SERVICES CENTER Total:		**69,981**	**136,884**	**107,138**	**135,384**	**110,202**	**110,202**

Expense Budget Worksheet

Project: L0005 - HIGH STREET ART CENTER		2021-2022 Actual	2022-2023 Budget	2022-2023 YTD Actual	Defined Budgets 2022-2023 CY Estimate	2023-2024 Recommended	2023-2024 Adopted-PRT
Project: L0005 - HIGH STREET ART CENTER							
1000-171-L0005-51000	HSAC - CONTRACTUAL SVC	1,920	25,265	6,517	3,265	1,920	1,920
BUDGET DETAIL							
BUDGET CODE	DESCRIPTION		UNITS	PRICE			AMOUNT
ADOPTED-PRT	ALARM SERVICES		0.00	0.00			1,920
1000-171-L0005-53000	HSAC - PROP MAINT SVC	10,358	4,250	3,229	19,250	19,500	19,500
BUDGET DETAIL							
BUDGET CODE	DESCRIPTION		UNITS	PRICE			AMOUNT
ADOPTED-PRT	BACKFLOW TESTING REPAIR		0.00	0.00			500
ADOPTED-PRT	BRICK WALL REPAIR		0.00	0.00			10,000
ADOPTED-PRT	GENERAL MAINTENANCE		0.00	0.00			2,500
ADOPTED-PRT	PLUMBING, ELECTRICAL, HVAC		0.00	0.00			6,500
1000-171-L0005-56200	HSAC - PROP TAX & SBA	92	0	48	0	0	0
	Project: L0005 - HIGH STREET ART CENTER Total:	**12,370**	**29,515**	**9,795**	**22,515**	**21,420**	**21,420**
Project: L0009 - 33 E HIGH STREET							
1000-171-L0009-53000	33 E HIGH ST - PROP MAINT SVC	327	3,749	788	3,749	3,800	3,800
BUDGET DETAIL							
BUDGET CODE	DESCRIPTION		UNITS	PRICE			AMOUNT
ADOPTED-PRT	GENERAL MAINTENANCE		0.00	0.00			500
ADOPTED-PRT	LANDSCAPE SERVICES		0.00	0.00			300
ADOPTED-PRT	PLUMBING, ELECTRICAL, HVAC		0.00	0.00			3,000
1000-171-L0009-54030	33 E HIGH ST - WATER & SEWAGE	0	700	0	700	0	0
1000-171-L0009-56200	33 E HIGH ST - PROP TAX & SBA	92	0	48	0	0	0
	Project: L0009 - 33 E HIGH STREET Total:	**420**	**4,449**	**836**	**4,449**	**3,800**	**3,800**
Project: L0016 - 110 E HIGH STREET PARKING LOT							
1000-171-L0016-51000	POST OFFICE - CONTRACTUAL SVC	0	0	0	0	7,496	7,496
BUDGET DETAIL							
BUDGET CODE	DESCRIPTION		UNITS	PRICE			AMOUNT
ADOPTED-PRT	LANDSCAPE MAINTENANCE		0.00	0.00			7,496
1000-171-L0016-53000	POST OFFICE - PROP MAINT SVC	6,528	10,297	10,390	10,297	5,500	5,500

Expense Budget Worksheet

Project: L0016 - 110 E HIGH STREET PARKING LOT		2021-2022 Actual	2022-2023 Budget	2022-2023 YTD Actual	Defined Budgets 2022-2023 CY Estimate	2023-2024 Recommended	2023-2024 Adopted-PRT
BUDGET DETAIL							
BUDGET CODE	DESCRIPTION		UNITS	PRICE			AMOUNT
ADOPTED-PRT	GENERAL REPAIRS		0.00	0.00			1,000
ADOPTED-PRT	TREE TRIMMING		0.00	0.00			4,500
1000-171-L0016-54010	POST OFFICE - ELECTRICITY	2,507	1,800	1,616	1,800	1,800	1,800
1000-171-L0016-54030	POST OFFICE - WATER & SEWAGE	2,059	4,300	1,978	4,300	4,300	4,300
1000-171-L0016-56200	POST OFFICE - PROP TAX & SBA	2,025	1,003	17,854	1,003	1,003	1,003
BUDGET DETAIL							
BUDGET CODE	DESCRIPTION		UNITS	PRICE			AMOUNT
ADOPTED-PRT	PARKS SBA - PARK LOT IMPRV (APND 5120090050)		0.00	0.00			10
ADOPTED-PRT	PARKS SBA - POST OFFICE LEASEHOLD (APN 5110090430)		0.00	0.00			621
ADOPTED-PRT	PARKS SBA - WESTERN MOST PARCEL (APN 5110090420)		0.00	0.00			372
2001-171-L0016-53000	POST OFFICE - PROP MAINT SVC	0	0	0	0	0	0
	Project: L0016 - 110 E HIGH STREET PARKING LOT Total:	**13,119**	**17,400**	**31,840**	**17,400**	**20,099**	**20,099**
Project: L0069 - 61 HIGH STREET							
1000-171-L0069-53000	61 HIGH ST - PROP MAINT SVC	600	1,750	0	8,750	8,750	8,750
BUDGET DETAIL							
BUDGET CODE	DESCRIPTION		UNITS	PRICE			AMOUNT
ADOPTED-PRT	GENERAL MAINTENANCE		0.00	0.00			6,000
ADOPTED-PRT	LANDSCAPE SERVICES		0.00	0.00			250
ADOPTED-PRT	TERMITE TREATMENT		0.00	0.00			2,500
1000-171-L0069-56200	61 HIGH ST - PROP TAX & SBA	92	0	48	0	0	0
	Project: L0069 - 61 HIGH STREET Total:	**692**	**1,750**	**48**	**8,750**	**8,750**	**8,750**
Project: M0023 - AVRC BACK UP GENERATORS							
2010-171-M0023-59010	AVRC B-U GENERATORS - TFER TO OTH FUNDS	0	0	0	0	0	0
	Project: M0023 - AVRC BACK UP GENERATORS Total:	**0**	**0**	**0**	**0**	**0**	**0**
Project: M0024 - AVRC HVAC REPLACEMENT							
2018-171-M0024-59010	AVRC HVAC REPLC - TFER TO OTH FUNDS	0	0	0	0	0	0
	Project: M0024 - AVRC HVAC REPLACEMENT Total:	**0**	**0**	**0**	**0**	**0**	**0**

Expense Budget Worksheet

Project: M0048 - RE-ROOFING ADMIN & COMM CTR BLDGS		2021-2022 Actual	2022-2023 Budget	2022-2023 YTD Actual	Defined Budgets 2022-2023 CY Estimate	2023-2024 Recommended	2023-2024 Adopted-PRT
Project: M0048 - RE-ROOFING ADMIN & COMM CTR BLDGS							
3010-171-M0048-51000	FAC RPLC - CONTRACTUAL SVC	0	6,274	0	6,274	0	0
	Project: M0048 - RE-ROOFING ADMIN & COMM CTR BLDGS Total:	**0**	**6,274**	**0**	**6,274**	**0**	**0**
Project: P0016 - FACILITY RENTALS							
1000-171-P0016-50030	FACILITY RENTALS - SALARIES (PT)	2,458	9,089	8,182	9,089	9,007	9,007
1000-171-P0016-50040	FACILITY RENTALS - OVERTIME	15	500	0	500	0	0
1000-171-P0016-50250	FACILITY RENTALS - WORKERS COMP INSUR	506	223	223	223	219	207
1000-171-P0016-50310	FACILITY RENTALS - PT RETIREMENT CONTRIB	93	340	306	340	338	338
1000-171-P0016-50400	FACILITY RENTALS - MEDICARE	37	138	123	138	130	130
	Project: P0016 - FACILITY RENTALS Total:	**3,108**	**10,290**	**8,835**	**10,290**	**9,694**	**9,682**
	Report Total:	**1,041,781**	**1,553,694**	**1,244,252**	**1,505,438**	**1,401,505**	**1,422,494**

Fund Summary

Fund	2021-2022 Actual	2022-2023 Budget	2022-2023 YTD Actual	Defined Budgets 2022-2023 CY Estimate	Defined Budgets 2023-2024 Recommended	Defined Budgets 2023-2024 Adopted-PRT
1000 - GENERAL FUND	949,153	1,478,583	1,193,394	1,430,327	1,324,569	1,345,558
1010 - LIBRARY OPERATING FUND	46,107	68,837	50,858	68,837	76,936	76,936
2001 - TRAFFIC SYSTM MGMT FUND	0	0	0	0	0	0
2010 - COMMUNITY WIDE PARK DEVT	0	0	0	0	0	0
2018 - ENDOWMENT FUND	0	0	0	0	0	0
3001 - CITY HALL IMPROVEMENT FUND	46,521	0	0	0	0	0
3010 - FACILITIES REPLACEMENT FUND	0	6,274	0	6,274	0	0
Report Total:	**1,041,781**	**1,553,694**	**1,244,252**	**1,505,438**	**1,401,505**	**1,422,494**

Fiscal Year 2023/24

Property Management
Division: 172

The Property Management Division is responsible for maintaining all properties owned by the City, the Successor Agency to the Redevelopment Agency of the City of Moorpark, and the Successor Housing Agency, with the exception of those properties owned by the City and accounted for in the Facilities Division budget (Division 171).

The Redevelopment Agency of the City of Moorpark was dissolved by the enactment of ABx1 26 (the “Dissolution Act”). The City of Moorpark has elected to become the Successor Agency to the Redevelopment Agency and is responsible for winding down the Agency’s affairs in accordance with the requirements of the Dissolution Act. One of the requirements of this Act is the preparation of a Property Management Plan to be approved by the State Department of Finance (“DOF”). On July 1, 2014, the DOF approved the Successor Agency’s Long Range Property Management Plan (LRPMP). In addition to continuing to maintain the properties, the property management division will be responsible for implementing the requirements of the LRPMP.

The Property Management Division is also responsible for conducting acquisitions of identified parcels or buildings within the City that help further various City projects and/or goals. In FY 2015/16, 161 Second Street was developed into Walnut Acres Park and the maintenance cost for this parcel was transferred to Parks Division (541). The maintenance of 33 High Street was transferred to the Facilities Division (171) beginning FY 2016/17.

The properties are listed here and indicate the owner of the property, the funding source, and the intended use or disposition:
Owned by Key: SA = Successor Agency, CH = City Housing, SHA = Successor Housing Agency

Project No.	Property Address	Owned By	Use/Disposition	Funding Source
L0034	661 Moorpark Avenue	City	Future Civic Center	General Fund
L0035	675 Moorpark Avenue	City	Future Civic Center	General Fund
C0020	Princeton Avenue Properties	City	Princeton Ave. Widening	Los Angeles A.O.C.
L0051	1449 Walnut Canyon Rd	City	North Hills By-Pass R-O-W	City Wide Traffic Mitigation
L0049	83 High Street	SA	Future Civic Center	General Fund
L0050	47-51 High Street	SA	Future Civic Center	General Fund
L0052	148 E. Los Angeles Ave	City	LA Ave Widening	Los Angeles A.O.C.
L0053	20 & 50 Moorpark Ave	City	LA Ave Widening	Los Angeles A.O.C.
L0054	1493 Walnut Canyon Rd	City	North Hills By-Pass R-O-W	City Wide Traffic Mitigation

Project No.	Property Address	Owned By	Use/Disposition	Funding Source
L0073	488 McFadden Avenue	City	Moorpark Avenue Widening Project	City Wide Traffic Mitigation
L0075	31 Poindexter Avenue	City	Moorpark Avenue Widening Project	City-Wide Traffic Mitigation
L0039	18 High Street	SA	Retain - Government Purpose	General Fund
L0044	450 High Street	SA	Retain - Public Parking Lot	General Fund
L0007	192 High Street	SA	Retain - Future Development	SA-RDA Econ Devt Fund
L0024	467 High Street	SA	Retain - Future Development	SA-RDA Econ Devt Fund
L0033	347 Moorpark Avenue	SA	Sell - Future Development	SA-RDA Econ Devt Fund
L0038	15404 Princeton Avenue	SA	Sell - Future Development	SA-RDA Econ Devt Fund
L0026	282 Los Angeles Avenue	CH	Future Affordable Housing	City Affordable Housing
L0047	224 Charles Street	CH	Future Affordable Housing	City Affordable Housing
L0048	236 Charles Street	CH	Future Affordable Housing	City Affordable Housing
L0080	136 First Street	CH	Future Affordable Housing	City Affordable Housing
L0003	81 Charles Street	SHA	Future Affordable Housing	Housing - Successor Agency
L0010	1113 Walnut Canyon Road	SHA	Future Affordable Housing	Housing - Successor Agency
L0011	1095 Walnut Canyon Road	SHA	Future Affordable Housing	Housing - Successor Agency
L0012	460 Charles Street	SHA	Future Affordable Housing	Housing - Successor Agency
L0013	1293 Walnut Canyon Road	SHA	Future Affordable Housing	Housing - Successor Agency
L0014	1331 Walnut Canyon Road	SHA	Future Affordable Housing	Housing - Successor Agency
L0015	484 Charles Street	SHA	Future Affordable Housing	Housing - Successor Agency
L0017	1063 Walnut Canyon Road	SHA	Future Affordable Housing	Housing - Successor Agency
L0018	1073 Walnut Canyon Road	SHA	Future Affordable Housing	Housing - Successor Agency
L0019	1123 Walnut Canyon Road	SHA	Future Affordable Housing	Housing - Successor Agency
L0021	780 Walnut Street	SHA	Future Affordable Housing	Housing - Successor Agency
L0022	450 Charles Street	SHA	Future Affordable Housing	Housing - Successor Agency
L0025	250 Los Angeles Avenue	SHA	Future Affordable Housing	Housing - Successor Agency
L0030	765 Walnut Street	SHA	Future Affordable Housing	Housing - Successor Agency
L0031	798 Moorpark Avenue	SHA	Future Affordable Housing	Housing - Successor Agency
L0032	782 Moorpark Avenue	SHA	Future Affordable Housing	Housing - Successor Agency
L0040	1083 Walnut Canyon Road	SHA	Future Affordable Housing	Housing - Successor Agency
L0042	112 First Street	SHA	Future Affordable Housing	Housing - Successor Agency
L0043	124 First Street	SHA	Future Affordable Housing	Housing - Successor Agency
L0079	Millard Property	SHA	Future Affordable Housing	Housing – Successor Agency

Expense Budget Worksheet

Project: 00000 - UNALLOCATED		2021-2022 Actual	2022-2023 Budget	2022-2023 YTD Actual	Defined Budgets 2022-2023 CY Estimate	2023-2024 Recommended	2023-2024 Adopted-PRT
Project: 00000 - UNALLOCATED							
1000-172-00000-50020	PROP MNT - SALARIES (FT)	0	0	0	0	0	0
1000-172-00000-50110	PROP MNT - LONGEVITY PAY	0	0	0	0	0	0
1000-172-00000-50200	PROP MNT - MEDICAL HLTH INSUR	0	0	0	0	0	0
1000-172-00000-50210	PROP MNT - DENTAL INSUR	0	0	0	0	0	0
1000-172-00000-50220	PROP MNT - VISION INSUR	0	0	0	0	0	0
1000-172-00000-50240	PROP MNT - EMPLOYEE ASST PROGR	0	0	0	0	0	0
1000-172-00000-50270	PROP MNT - TERM LIFE INSUR	0	0	0	0	0	0
1000-172-00000-50300	PROP MNT - PERS CONTRIBUTIONS	0	0	0	0	0	0
1000-172-00000-50320	PROP MNT - FT DEFER COMP	0	0	0	0	0	0
1000-172-00000-50400	PROP MNT - MEDICARE	0	0	0	0	0	0
1000-172-00000-50510	PROP MNT - CELLULAR PHONES/ALLOW	0	0	0	0	0	0
1000-172-00000-51000	PROP MNT - CONTRACTUAL SVC	18,860	31,680	16,400	19,080	25,000	25,000
BUDGET DETAIL							
BUDGET CODE	DESCRIPTION		UNITS	PRICE			AMOUNT
ADOPTED-PRT	PROPERTY APPRAISALS		0.00	0.00			25,000
1000-172-00000-51040	PROP MNT - LEGAL SVC	770	5,000	54	0	5,000	5,000
BUDGET NOTES							
BUDGET CODE	SUBJECT	DESCRIPTION					
ADOPTED-PRT	LEGAL SERVICES INCREASE	DUE TO PENDING PROPERTY SALE NEGOTIATIONS					
2001-172-00000-50020	PROP MNT - SALARIES (FT)	29,535	30,516	30,368	30,516	39,489	42,254
2001-172-00000-50110	PROP MNT - LONGEVITY PAY	136	173	138	173	290	309
2001-172-00000-50200	PROP MNT - MEDICAL HLTH INSUR	5,863	6,518	6,675	6,518	8,967	8,967
2001-172-00000-50210	PROP MNT - DENTAL INSUR	478	444	457	444	565	565
2001-172-00000-50220	PROP MNT - VISION INSUR	77	92	92	92	110	110
2001-172-00000-50230	PROP MNT - ST/LT DISABILITY INSUR	86	165	179	165	213	228
2001-172-00000-50240	PROP MNT - EMPLOYEE ASST PROGR	6	0	0	0	0	0
2001-172-00000-50250	PROP MNT - WORKERS COMP INSUR	636	746	746	746	960	971
2001-172-00000-50270	PROP MNT - TERM LIFE INSUR	46	48	47	48	66	66
2001-172-00000-50300	PROP MNT - PERS CONTRIBUTIONS	5,714	6,767	6,749	6,767	8,067	8,631
2001-172-00000-50320	PROP MNT - FT DEFER COMP	566	614	592	614	843	902

Expense Budget Worksheet

Project: 00000 - UNALLOCATED		2021-2022 Actual	2022-2023 Budget	2022-2023 YTD Actual	Defined Budgets 2022-2023 CY Estimate	2023-2024 Recommended	2023-2024 Adopted-PRT
2001-172-00000-50400	PROP MNT - MEDICARE	424	455	452	455	602	643
2001-172-00000-50500	PROP MNT - AUTO ALLOWANCE	0	0	0	0	186	186
2001-172-00000-50510	PROP MNT - CELLULAR PHONES/ALLOW	27	27	27	27	69	69
2002-172-00000-51000	PROP MNT - CONTRACTUAL SVC	10,188	11,600	10,188	11,600	11,600	11,600

BUDGET NOTES

BUDGET CODE	SUBJECT	DESCRIPTION
ADOPTED-PRT	PROPERTY MANAGEMENT FEES	PM FEES ARE OFFSET BY THE RENTAL REVENUES RECEIVED.

BUDGET DETAIL

BUDGET CODE	DESCRIPTION	UNITS	PRICE	AMOUNT
ADOPTED-PRT	MISC - VACANCIES	0.00	0.00	1,300
ADOPTED-PRT	PROP MGT FEE 1449 WALNUT CANYON ROAD	0.00	0.00	2,700
ADOPTED-PRT	PROP MGT FEE 1493 WALNUT CANYON ROAD	0.00	0.00	3,900
ADOPTED-PRT	PROP MGT FEE 488 MCFADDEN	0.00	0.00	3,700

2123-172-00000-51000	PROP MNT - CONTRACTUAL SVC	14,412	36,500	2,683	6,500	23,500	23,500

BUDGET DETAIL

BUDGET CODE	DESCRIPTION	UNITS	PRICE	AMOUNT
ADOPTED-PRT	MISC - VACANCIES/NEW RENTALS	0.00	0.00	1,000
ADOPTED-PRT	PROP MGT FEE 250 LOS ANGELES AVENUE	0.00	0.00	2,500
ADOPTED-PRT	PROPERTY APPRAISALS	0.00	0.00	20,000

Project: 00000 - UNALLOCATED Total:	**87,824**	**131,345**	**75,853**	**83,745**	**125,527**	**129,001**
Project: C0020 - PRINCETON AVE IMPROVEMENT PROJ (FORMERLY WIDENING)						
2014-172-C0020-53000 PRINCETON AV IMPROV - PROP MAINT SVC	0	1,000	0	1,000	1,000	1,000
Project: C0020 - PRINCETON AVE IMPROVEMENT PROJ (FORMERLY WIDENING) Total:	**0**	**1,000**	**0**	**1,000**	**1,000**	**1,000**
Project: L0007 - 192 HIGH STREET						
1000-172-L0007-53000 192 HIGH ST - PROP MAINT SVC	553	4,300	84	4,300	4,300	4,300
2018-172-L0007-51000 192 HIGH ST - CONTRACTUAL SVC	0	21,500	0	6,500	1	1

BUDGET DETAIL

BUDGET CODE	DESCRIPTION	UNITS	PRICE	AMOUNT
ADOPTED-PRT	MISC	0.00	0.00	1

Project: L0007 - 192 HIGH STREET Total:	**553**	**25,800**	**84**	**10,800**	**4,301**	**4,301**

Expense Budget Worksheet

Project: L0009 - 33 E HIGH STREET		2021-2022 Actual	2022-2023 Budget	2022-2023 YTD Actual	Defined Budgets 2022-2023 CY Estimate	2023-2024 Recommended	2023-2024 Adopted-PRT
Project: L0009 - 33 E HIGH STREET							
1000-172-L0009-53000	33 E HIGH ST - PROP MAINT SVC	273	1,300	300	1,300	1,300	1,300
BUDGET DETAIL							
BUDGET CODE	DESCRIPTION		UNITS	PRICE			AMOUNT
ADOPTED-PRT	GENERAL MAINTENANCE		0.00	0.00			1,300
	Project: L0009 - 33 E HIGH STREET Total:	**273**	**1,300**	**300**	**1,300**	**1,300**	**1,300**
Project: L0010 - 1113 WALNUT CANYON							
2123-172-L0010-53000	1113 WALNUT CYN - PROP MAINT SVC	291	1,000	313	1,000	1,000	1,000
	Project: L0010 - 1113 WALNUT CANYON Total:	**291**	**1,000**	**313**	**1,000**	**1,000**	**1,000**
Project: L0011 - 1095 WALNUT CANYON							
2123-172-L0011-53000	1095 WALNUT CYN - PROP MAINT SVC	291	1,000	313	1,000	1,000	1,000
	Project: L0011 - 1095 WALNUT CANYON Total:	**291**	**1,000**	**313**	**1,000**	**1,000**	**1,000**
Project: L0012 - 460 CHARLES STREET							
2123-172-L0012-53000	460 CHARLES ST - PROP MAINT SVC	234	600	804	1,000	1,000	1,000
	Project: L0012 - 460 CHARLES STREET Total:	**234**	**600**	**804**	**1,000**	**1,000**	**1,000**
Project: L0013 - 1293 WALNUT CANYON							
2123-172-L0013-53000	1293 WALNUT CYN RD - PROP MAINT SVC	199	1,000	216	1,000	1,000	1,000
	Project: L0013 - 1293 WALNUT CANYON Total:	**199**	**1,000**	**216**	**1,000**	**1,000**	**1,000**
Project: L0014 - 1331 WALNUT CANYON							
2123-172-L0014-53000	1331 WALNUT CYN RD - PROP MAINT SVC	199	1,000	216	1,000	1,000	1,000
	Project: L0014 - 1331 WALNUT CANYON Total:	**199**	**1,000**	**216**	**1,000**	**1,000**	**1,000**
Project: L0015 - 484/486 CHARLES STREET							
2121-172-L0015-56200	484/486 CHARLES ST - PROP TAX & SBA	33	0	17	0	0	0
2123-172-L0015-53000	484/486 CHARLES ST - PROP MAINT SVC	492	1,200	936	1,200	1,200	1,200
	Project: L0015 - 484/486 CHARLES STREET Total:	**524**	**1,200**	**954**	**1,200**	**1,200**	**1,200**

Expense Budget Worksheet

Project: L0017 - 1063 WALNUT CANYON		2021-2022 Actual	2022-2023 Budget	2022-2023 YTD Actual	Defined Budgets 2022-2023 CY Estimate	2023-2024 Recommended	2023-2024 Adopted-PRT
Project: L0017 - 1063 WALNUT CANYON							
2123-172-L0017-53000	1063 WALNUT CYN - PROP MAINT SVC	291	1,000	313	1,000	1,000	1,000
	Project: L0017 - 1063 WALNUT CANYON Total:	**291**	**1,000**	**313**	**1,000**	**1,000**	**1,000**
Project: L0018 - 1073 WALNUT CANYON							
2123-172-L0018-53000	1073 WALNUT CYN - PROP MAINT SVC	291	1,000	313	1,000	1,000	1,000
	Project: L0018 - 1073 WALNUT CANYON Total:	**291**	**1,000**	**313**	**1,000**	**1,000**	**1,000**
Project: L0019 - 1123 WALNUT CANYON							
2123-172-L0019-53000	1123 WALNUT CYN - PROP MAINT SVC	291	1,000	313	1,000	1,000	1,000
	Project: L0019 - 1123 WALNUT CANYON Total:	**291**	**1,000**	**313**	**1,000**	**1,000**	**1,000**
Project: L0021 - 780 WALNUT STREET							
2123-172-L0021-53000	780 WALNUT ST - PROP MAINT SVC	332	1,000	873	1,000	1,000	1,000
	Project: L0021 - 780 WALNUT STREET Total:	**332**	**1,000**	**873**	**1,000**	**1,000**	**1,000**
Project: L0022 - 450 CHARLES STREET							
2123-172-L0022-53000	450 CHARLES ST. - PROP MAINT SVC	234	1,000	0	1,000	1,000	1,000
	Project: L0022 - 450 CHARLES STREET Total:	**234**	**1,000**	**0**	**1,000**	**1,000**	**1,000**
Project: L0023 - 500 W. LA AVE (CAL TRANS PROP DD2030)							
2018-172-L0023-51000	500 W. LA AVE - CONTRACTUAL SVC	2,089	0	0	0	0	0
	Project: L0023 - 500 W. LA AVE (CAL TRANS PROP DD2030) Total:	**2,089**	**0**	**0**	**0**	**0**	**0**
Project: L0024 - 467 HIGH STREET							
1000-172-L0024-53000	467 HIGH ST - PROP MAINT SVC	332	1,000	873	1,000	1,000	1,000
1000-172-L0024-56200	467 HIGH ST - PROP TAX & SBA	132	66	68	66	66	66
BUDGET DETAIL							
BUDGET CODE	DESCRIPTION		UNITS	PRICE			AMOUNT
ADOPTED-PRT	PARKS SBA - 467 HIGH ST (APN 5120081110)		0.00	0.00			66
	Project: L0024 - 467 HIGH STREET Total:	**464**	**1,066**	**941**	**1,066**	**1,066**	**1,066**

Expense Budget Worksheet

Project: L0025 - 250 LOS ANGELES AVE		2021-2022 Actual	2022-2023 Budget	2022-2023 YTD Actual	Defined Budgets 2022-2023 CY Estimate	2023-2024 Recommended	2023-2024 Adopted-PRT
Project: L0025 - 250 LOS ANGELES AVE							
2123-172-L0025-53000	250 LA AVE - PROP MAINT SVC	4,221	2,750	1,691	2,750	2,750	2,750
BUDGET DETAIL							
BUDGET CODE	DESCRIPTION		UNITS	PRICE			AMOUNT
ADOPTED-PRT	GENERAL MAINTENANCE		0.00	0.00			1,250
ADOPTED-PRT	LANDSCAPE SERVICES		0.00	0.00			1,500
	Project: L0025 - 250 LOS ANGELES AVE Total:	**4,221**	**2,750**	**1,691**	**2,750**	**2,750**	**2,750**
Project: L0026 - 282 FREMONT STREET							
2123-172-L0026-53000	282 FREMONT ST - PROP MAINT SVC	361	1,000	280	1,000	1,000	1,000
	Project: L0026 - 282 FREMONT STREET Total:	**361**	**1,000**	**280**	**1,000**	**1,000**	**1,000**
Project: L0033 - 347 MOORPARK AVENUE							
1000-172-L0033-53000	347 MOORPARK AV - PROP MAINT SVC	276	1,000	297	1,000	1,000	1,000
	Project: L0033 - 347 MOORPARK AVENUE Total:	**276**	**1,000**	**297**	**1,000**	**1,000**	**1,000**
Project: L0034 - 661 MOORPARK AVENUE							
1000-172-L0034-53000	661 MOORPARK AV - PROP MAINT SVC	1,927	2,389	2,192	2,389	2,400	2,400
BUDGET DETAIL							
BUDGET CODE	DESCRIPTION		UNITS	PRICE			AMOUNT
ADOPTED-PRT	GENERAL MAINTENANCE		0.00	0.00			500
ADOPTED-PRT	LANDSCAPE SERVICES		0.00	0.00			1,900
	Project: L0034 - 661 MOORPARK AVENUE Total:	**1,927**	**2,389**	**2,192**	**2,389**	**2,400**	**2,400**
Project: L0035 - 675 MOORPARK AVENUE							
1000-172-L0035-53000	675 MOORPARK AV - PROP MAINT SVC	0	500	0	500	500	500
	Project: L0035 - 675 MOORPARK AVENUE Total:	**0**	**500**	**0**	**500**	**500**	**500**
Project: L0038 - 15404 PRINCETON AVENUE							
1000-172-L0038-53000	15404 PRINCETON AVE - PROP MAINT SVC	0	1,000	972	1,000	1,000	1,000
	Project: L0038 - 15404 PRINCETON AVENUE Total:	**0**	**1,000**	**972**	**1,000**	**1,000**	**1,000**

Expense Budget Worksheet

Project: L0039 - 18 HIGH STREET (CHAMBER OFFICE)		2021-2022 Actual	2022-2023 Budget	2022-2023 YTD Actual	Defined Budgets 2022-2023 CY Estimate	2023-2024 Recommended	2023-2024 Adopted-PRT
Project: L0039 - 18 HIGH STREET (CHAMBER OFFICE)							
1000-172-L0039-53000	18 HIGH ST - PROP MAINT SVC	2,717	4,641	3,368	4,641	4,950	4,950
BUDGET DETAIL							
BUDGET CODE	DESCRIPTION		UNITS	PRICE			AMOUNT
ADOPTED-PRT	BACKFLOW TESTING REPAIR		0.00	0.00			150
ADOPTED-PRT	GENERAL PROPERTY MAINTENANCE		0.00	0.00			2,000
ADOPTED-PRT	LANDSCAPE SERVICES		0.00	0.00			2,800
1000-172-L0039-54010	18 HIGH ST - ELECTRICITY	(64)	450	0	450	450	450
1000-172-L0039-54030	18 HIGH ST - WATER & SEWAGE	951	1,100	1,214	1,100	1,100	1,100
1000-172-L0039-56200	18 HIGH ST - PROP TAX & SBA	63	24	32	24	24	24
BUDGET NOTES							
BUDGET CODE	SUBJECT	DESCRIPTION					
ADOPTED-PRT	RQST	PARKS DIST SPECIAL BENEFIT ASSESSMENT FOR 18 HIGH ST, 104 HIGH ST & 220 HIGH ST TO METROLINK PARK LOT CONSOLIDATED (APN: 5120090115)					
	Project: L0039 - 18 HIGH STREET (CHAMBER OFFICE) Total:	**3,667**	**6,215**	**4,616**	**6,215**	**6,524**	**6,524**
Project: L0040 - 1083 WALNUT CANYON							
2123-172-L0040-53000	1083 WALNUT CYN - PROP MAINT SVC	291	1,000	313	1,000	1,000	1,000
	Project: L0040 - 1083 WALNUT CANYON Total:	**291**	**1,000**	**313**	**1,000**	**1,000**	**1,000**
Project: L0042 - 112 FIRST STREET							
2123-172-L0042-53000	112 FIRST ST - PROP MAINT SVC	177	1,200	1,111	1,029	800	800
	Project: L0042 - 112 FIRST STREET Total:	**177**	**1,200**	**1,111**	**1,029**	**800**	**800**
Project: L0043 - 124 FIRST STREET							
2123-172-L0043-53000	124 FIRST ST - PROP MAINT SVC	175	800	596	800	800	800
	Project: L0043 - 124 FIRST STREET Total:	**175**	**800**	**596**	**800**	**800**	**800**
Project: L0044 - 450 HIGH STREET							
1000-172-L0044-53000	450 HIGH ST - PROP MAINT SVC	0	500	0	500	500	500
	Project: L0044 - 450 HIGH STREET Total:	**0**	**500**	**0**	**500**	**500**	**500**
Project: L0047 - 224 CHARLES STREET							
2121-172-L0047-53000	224 CHARLES ST - PROP MAINT SVC	234	800	144	800	800	800

Expense Budget Worksheet

Project: L0047 - 224 CHARLES STREET		2021-2022 Actual	2022-2023 Budget	2022-2023 YTD Actual	Defined Budgets 2022-2023 CY Estimate	2023-2024 Recommended	2023-2024 Adopted-PRT
2121-172-L0047-56200	224 CHARLES ST - PROP TAX & SBA	132	66	68	66	66	66
BUDGET DETAIL							
BUDGET CODE	DESCRIPTION		UNITS	PRICE			AMOUNT
ADOPTED-PRT	PARKS SBA - 224 CHARLES ST (APN 5120093020)		0.00	0.00			66
	Project: L0047 - 224 CHARLES STREET Total:	**366**	**866**	**213**	**866**	**866**	**866**
Project: L0048 - 236 CHARLES STREET							
2121-172-L0048-53000	236 CHARLES ST - PROP MAINT SVC	234	800	144	800	800	800
2121-172-L0048-56200	236 CHARLES ST - PROP TAX & SBA	132	66	68	66	66	66
BUDGET DETAIL							
BUDGET CODE	DESCRIPTION		UNITS	PRICE			AMOUNT
ADOPTED-PRT	PARKS SBA - 236 CHARLES ST (APN 5120093030)		0.00	0.00			66
	Project: L0048 - 236 CHARLES STREET Total:	**366**	**866**	**213**	**866**	**866**	**866**
Project: L0049 - 83 HIGH STREET							
1000-172-L0049-53000	83 HIGH ST - PROP MAINT SVC	357	1,400	0	1,400	1,400	1,400
BUDGET DETAIL							
BUDGET CODE	DESCRIPTION		UNITS	PRICE			AMOUNT
ADOPTED-PRT	GENERAL MAINTENANCE		0.00	0.00			1,400
	Project: L0049 - 83 HIGH STREET Total:	**357**	**1,400**	**0**	**1,400**	**1,400**	**1,400**
Project: L0050 - 47-51 HIGH STREET							
1000-172-L0050-53000	47-51 HIGH ST - PROP MAINT SVC	211	1,000	426	1,000	1,000	1,000
	Project: L0050 - 47-51 HIGH STREET Total:	**211**	**1,000**	**426**	**1,000**	**1,000**	**1,000**
Project: L0051 - 1449 WALNUT CANYON (NH)							
2002-172-L0051-53000	1449 WALNUT CYN RD - PROP MAINT SVC	1,570	3,300	2,007	3,600	3,600	3,600
BUDGET DETAIL							
BUDGET CODE	DESCRIPTION		UNITS	PRICE			AMOUNT
ADOPTED-PRT	GENERAL MAINTENANCE		0.00	0.00			2,000
ADOPTED-PRT	LANDSCAPE MAINTENANCE		0.00	0.00			1,600
	Project: L0051 - 1449 WALNUT CANYON (NH) Total:	**1,570**	**3,300**	**2,007**	**3,600**	**3,600**	**3,600**

Expense Budget Worksheet

Project: L0052 - 148 E LOS ANGELES AVENUE		2021-2022 Actual	2022-2023 Budget	2022-2023 YTD Actual	Defined Budgets 2022-2023 CY Estimate	2023-2024 Recommended	2023-2024 Adopted-PRT
Project: L0052 - 148 E LOS ANGELES AVENUE							
2014-172-L0052-53000	148 E. LA AV - PROP MAINT SVC	205	1,000	221	1,000	1,000	1,000
BUDGET DETAIL							
BUDGET CODE	DESCRIPTION		UNITS	PRICE			AMOUNT
ADOPTED-PRT	GENERAL MAINTENANCE		0.00	0.00			1,000
2014-172-L0052-56200	148 E. LA AV - PROP TAX & SBA	132	66	68	66	66	66
BUDGET DETAIL							
BUDGET CODE	DESCRIPTION		UNITS	PRICE			AMOUNT
ADOPTED-PRT	PARKS SBA - 148 E. LA AVE (APN 5060020060)		0.00	0.00			66
	Project: L0052 - 148 E LOS ANGELES AVENUE Total:	**337**	**1,066**	**290**	**1,066**	**1,066**	**1,066**
Project: L0053 - 20 & 50 MOORPARK AVENUE							
2014-172-L0053-51000	50 MOORPARK AV - CONTRACTUAL SVC	5,760	6,000	5,760	6,000	6,000	6,000
BUDGET DETAIL							
BUDGET CODE	DESCRIPTION		UNITS	PRICE			AMOUNT
ADOPTED-PRT	PROPERTY MANAGER MONTHLY FEE		0.00	0.00			6,000
2014-172-L0053-53000	20 & 50 MOORPARK AV - PROP MAINT SVC	0	3,000	2,090	3,500	3,000	3,000
BUDGET NOTES							
BUDGET CODE	SUBJECT	DESCRIPTION					
ADOPTED-PRT	MAINTENANCE COSTS	MAINTENANCE COSTS ARE OFFSET BY RENTAL REVENUES RECEIVED					
BUDGET DETAIL							
BUDGET CODE	DESCRIPTION		UNITS	PRICE			AMOUNT
ADOPTED-PRT	GENERAL MAINTENANCE		0.00	0.00			3,000
2014-172-L0053-56200	20 & 50 MOORPARK AV - PROP TAX & SBA	92	47	48	47	47	47
BUDGET DETAIL							
BUDGET CODE	DESCRIPTION		UNITS	PRICE			AMOUNT
ADOPTED-PRT	PARKS SBA - 50 MOORPARK AVE (APN 5120111320)		0.00	0.00			47
	Project: L0053 - 20 & 50 MOORPARK AVENUE Total:	**5,852**	**9,047**	**7,898**	**9,547**	**9,047**	**9,047**

Expense Budget Worksheet

Project: L0054 - 1493 WALNUT CANYON (NH)		2021-2022 Actual	2022-2023 Budget	2022-2023 YTD Actual	Defined Budgets 2022-2023 CY Estimate	2023-2024 Recommended	2023-2024 Adopted-PRT
Project: L0054 - 1493 WALNUT CANYON (NH)							
2002-172-L0054-53000	1493 WALNUT CYN RD - PROP MAINT SVC	1,210	3,200	2,359	3,200	3,200	3,200
BUDGET DETAIL							
BUDGET CODE	DESCRIPTION		UNITS	PRICE			AMOUNT
ADOPTED-PRT	GENERAL MAINTENANCE		0.00	0.00			2,000
ADOPTED-PRT	LANDSCAPE SERVICES		0.00	0.00			1,200
2002-172-L0054-56200	1493 WALNUT CYN RD - PROP TAX & SBA	132	66	68	66	66	66
BUDGET DETAIL							
BUDGET CODE	DESCRIPTION		UNITS	PRICE			AMOUNT
ADOPTED-PRT	PARKS SBA - 1493 WALNUT CANYON RD (APN 5110040430)		0.00	0.00			66
	Project: L0054 - 1493 WALNUT CANYON (NH) Total:	**1,342**	**3,266**	**2,427**	**3,266**	**3,266**	**3,266**
Project: L0073 - 488 MCFADDEN AVENUE							
2002-172-L0073-53000	488 MCFADDEN - PROP MAINT SVC	3,133	6,300	6,179	6,000	5,000	5,000
BUDGET DETAIL							
BUDGET CODE	DESCRIPTION		UNITS	PRICE			AMOUNT
ADOPTED-PRT	GENERAL MAINTENANCE		0.00	0.00			1,500
ADOPTED-PRT	LANDSCAPE MAINTENANCE		0.00	0.00			1,500
ADOPTED-PRT	PAINTING REPAIR		0.00	0.00			2,000
2002-172-L0073-56200	488 MCFADDEN - PROP TAX & SBA	132	0	68	0	0	0
	Project: L0073 - 488 MCFADDEN AVENUE Total:	**3,265**	**6,300**	**6,247**	**6,000**	**5,000**	**5,000**
Project: L0075 - 31 POINDEXTER AVE (511-009-0-200)							
2002-172-L0075-53000	31 POINDEXTER AV- PROP MAINT SVC	0	35,681	25,104	35,681	6,400	6,400
BUDGET DETAIL							
BUDGET CODE	DESCRIPTION		UNITS	PRICE			AMOUNT
ADOPTED-PRT	GENERAL REPAIRS		0.00	0.00			4,500
ADOPTED-PRT	LANDSCAPE SERVICE		0.00	0.00			1,900
2002-172-L0075-56200	31 POINDEXTER AV - PROP TAX & SBA	369	0	192	0	0	0
	Project: L0075 - 31 POINDEXTER AVE (511-009-0-200) Total:	**369**	**35,681**	**25,296**	**35,681**	**6,400**	**6,400**

Expense Budget Worksheet

Project: L0079 - MILLARD PROP (APN:506-0-020-525) REGAL PARK CONDO		2021-2022 Actual	2022-2023 Budget	2022-2023 YTD Actual	Defined Budgets 2022-2023 CY Estimate	2023-2024 Recommended	2023-2024 Adopted-PRT
Project: L0079 - MILLARD PROP (APN:506-0-020-525) REGAL PARK CONDO							
2123-172-L0079-53000	MILLARD LAND003 - PROP MAINT SVC	620	2,000	1,596	2,000	2,000	2,000
BUDGET DETAIL							
BUDGET CODE	DESCRIPTION		UNITS	PRICE			AMOUNT
ADOPTED-PRT	FENCE REPAIR		0.00	0.00			1,000
ADOPTED-PRT	GENERAL MAINTENANCE		0.00	0.00			1,000
Project: L0079 - MILLARD PROP (APN:506-0-020-525) REGAL PARK CONDO Total:		**620**	**2,000**	**1,596**	**2,000**	**2,000**	**2,000**
Project: L0080 - 136 FIRST STREET							
2121-172-L0080-53000	136 FIRST ST - PROP MAINT SVC	75	2,500	81	2,500	2,500	2,500
Project: L0080 - 136 FIRST STREET Total:		**75**	**2,500**	**81**	**2,500**	**2,500**	**2,500**
Report Total:		**120,206**	**256,957**	**140,578**	**195,086**	**199,679**	**203,153**

Fund Summary

Fund	2021-2022 Actual	2022-2023 Budget	2022-2023 YTD Actual	Defined Budgets 2022-2023 CY Estimate	Defined Budgets 2023-2024 Recommended	Defined Budgets 2023-2024 Adopted-PRT
1000 - GENERAL FUND	27,357	57,350	26,285	39,750	50,990	50,990
2001 - TRAFFIC SYSTM MGMT FUND	43,595	46,565	46,528	46,565	60,427	63,901
2002 - CITY-WIDE TRAFFIC MITIGAT	16,734	60,147	46,166	60,147	29,866	29,866
2014 - LOS ANGELES A.O.C.	6,190	11,113	8,188	11,613	11,113	11,113
2018 - ENDOWMENT FUND	2,089	21,500	0	6,500	1	1
2121 - CITY AFFORDABLE HOUSING	840	4,232	525	4,232	4,232	4,232
2123 - HOUSING-SUCCESSOR AGENCY	23,401	56,050	12,884	26,279	43,050	43,050
Report Total:	**120,206**	**256,957**	**140,578**	**195,086**	**199,679**	**203,153**

Park Maintenance/Improvement
Division: 541

The Park Maintenance/Improvement Division is responsible for maintaining the grounds, equipment, and facilities of City parks; coordinating the design and construction of park improvements; and planning future parks. The City of Moorpark currently maintains twenty (20) park sites, which includes the Serenata Trail (1.5 acres) located at Miller Parkway and Southfork Road.

Park maintenance routinely provides for the upkeep of various soccer, baseball, and multipurpose fields, basketball and volleyball courts, tennis courts, picnic pavilions and tables, play equipment, and restrooms.

In Fiscal Year 1999-2000, a property assessment was approved for the maintenance and improvement of parks. The assessment fund activities are deemed to provide special benefits to the residents of Moorpark. The City's General Fund pays for activities of general benefit, as well as any subsidies required due to the shortfall in assessment revenues in covering the entirety of maintenance and improvement costs.

Poindexter Park	R0010
Community Center Park	R0020
Arroyo Vista Community Park	R0030
Virginia Colony Park	R0040
Campus Park	R0050
Campus Canyon Park	R0060
College View Park	R0070
Peach Hill Park	R0080
Monte Vista Nature Park	R0090
Mountain Meadows Park	R0100
Tierra Rejada Park	R0111
Country Trail Park	R0120
Glenwood Park	R0130
Villa Campesina Park	R0140
Miller Park	R0150
Magnolia Park	R0160
Mammoth Highlands Park	R0170
Veterans Memorial Park	R0180
Walnut Acres Park	R0190

Expense Budget Worksheet

Project: 00000 - UNALLOCATED		2021-2022 Actual	2022-2023 Budget	2022-2023 YTD Actual	Defined Budgets 2022-2023 CY Estimate	2023-2024 Recommended	2023-2024 Adopted-PRT
Project: 00000 - UNALLOCATED							
1000-541-00000-51000	PARKS - CONTRACTUAL SERVICES	3,420	12,000	0	0	12,000	12,000
BUDGET DETAIL							
BUDGET CODE	DESCRIPTION		UNITS	PRICE			AMOUNT
ADOPTED-PRT	WORK RELEASE PROGRAM		0.00	0.00			12,000
1000-541-00000-59010	PARKS - TFER TO OTH FUNDS	1,196,027	1,491,143	0	1,569,169	1,601,142	1,622,802
2390-541-00000-50020	PARKS - SALARIES (FT)	279,327	298,831	230,363	298,831	257,322	275,337
2390-541-00000-50030	PARKS - SALARIES (PT)	24,540	40,062	31,115	40,062	37,237	37,237
2390-541-00000-50040	PARKS - OVERTIME	2,189	1,500	1,423	1,972	2,500	2,500
2390-541-00000-50100	PARKS - BILINGUAL PAY	1,164	1,206	1,211	1,206	1,206	1,206
2390-541-00000-50110	PARKS - LONGEVITY PAY	2,141	2,731	2,433	2,731	2,430	2,599
2390-541-00000-50120	PARKS - UNIFORM ALLOW	2,349	1,993	1,388	1,993	1,993	1,993
2390-541-00000-50200	PARKS - MEDICAL HLTH INSUR	66,110	70,775	65,974	70,775	98,184	98,184
2390-541-00000-50210	PARKS - DENTAL INSUR	5,330	5,079	3,861	5,079	5,686	5,686
2390-541-00000-50220	PARKS - VISION INSUR	861	974	727	974	1,051	1,051
2390-541-00000-50230	PARKS - ST/LT DISABILITY INSUR	869	1,614	1,491	1,614	1,389	1,486
2390-541-00000-50240	PARKS - EMPLOYEE ASST PROGR	88	0	0	0	0	0
2390-541-00000-50250	PARKS - WORKERS COMP INSUR	7,286	8,286	7,027	8,286	7,167	7,177
2390-541-00000-50270	PARKS - TERM LIFE INSUR	556	579	443	579	560	560
2390-541-00000-50300	PARKS - PERS CONTRIBUTIONS	42,550	49,019	43,310	49,019	39,949	42,700
2390-541-00000-50310	PARKS - PT RETIREMENT CONTRIB	959	1,502	1,166	1,502	1,396	1,396
2390-541-00000-50320	PARKS - FT DEFER COMP	5,611	6,284	4,755	6,284	5,337	5,710
2390-541-00000-50400	PARKS - MEDICARE	4,820	5,276	4,106	5,276	4,630	4,898
2390-541-00000-50500	PARKS - AUTO ALLOWANCE	932	930	933	930	558	558
2390-541-00000-50510	PARKS - CELLULAR PHONES/ALLOW	238	237	238	237	153	153
2390-541-00000-51000	PARKS - CONTRACTUAL SVC	21,837	18,435	14,686	18,435	18,435	18,435
BUDGET DETAIL							
BUDGET CODE	DESCRIPTION		UNITS	PRICE			AMOUNT
ADOPTED-PRT	ASSESSMENT ENGINEER SERVICES		0.00	0.00			13,435
ADOPTED-PRT	CERTIFIED ARBORIST SERVICES		0.00	0.00			5,000
2390-541-00000-51040	PARKS - LEGAL SVC	2,055	8,000	3,037	1,000	2,000	2,000

Expense Budget Worksheet

Project: 00000 - UNALLOCATED		2021-2022 Actual	2022-2023 Budget	2022-2023 YTD Actual	Defined Budgets 2022-2023 CY Estimate	2023-2024 Recommended	2023-2024 Adopted-PRT
BUDGET DETAIL							
BUDGET CODE	DESCRIPTION		UNITS	PRICE			AMOUNT
ADOPTED-PRT	LEGAL SERVICES		0.00	0.00			2,000
2390-541-00000-51080	PARKS - ADM/COLLECT SVC FEES	2,276	1,800	2,301	1,800	3,000	3,000
BUDGET DETAIL							
BUDGET CODE	DESCRIPTION		UNITS	PRICE			AMOUNT
ADOPTED-PRT	VENTURA COUNTY COLLECTIONS & ADMIN FEE		0.00	0.00			3,000
2390-541-00000-51210	PARKS - EQUIP MAINT SVC	4,018	6,000	5,627	5,500	5,500	5,500
BUDGET DETAIL							
BUDGET CODE	DESCRIPTION		UNITS	PRICE			AMOUNT
ADOPTED-PRT	MAINTENANCE & REPAIRS OF PARK EQUIPMENT		0.00	0.00			3,500
ADOPTED-PRT	TRACTOR, AERATOR, BACKHOE, AND SKIPLOADER SHARE		0.00	0.00			2,000
2390-541-00000-51220	PARKS - VEHICLE MAINT SVC	6,436	19,200	17,628	15,002	14,700	14,700
BUDGET DETAIL							
BUDGET CODE	DESCRIPTION		UNITS	PRICE			AMOUNT
ADOPTED-PRT	ATV MAINTENANCE		0.00	0.00			1,200
ADOPTED-PRT	GOLF CART MAINTENANCE		0.00	0.00			1,500
ADOPTED-PRT	PARKS VEHICLE MAINTENANCE		0.00	0.00			12,000
2390-541-00000-51550	PARKS - EMPL CONTINUE EDUC & DEVT	1,589	5,300	495	1,800	4,300	4,300
BUDGET DETAIL							
BUDGET CODE	DESCRIPTION		UNITS	PRICE			AMOUNT
ADOPTED-PRT	CPRS, PARK MAINTENANCE SCHOOL / CPRS CONFERENCE (2		0.00	0.00			2,500
ADOPTED-PRT	CPRS. NRPA, PCA/ISA DUES (2 MANAGEMENT STAFF)		0.00	0.00			800
ADOPTED-PRT	LANDSCAPE ARCH. LICENSE RENEWAL FEE		0.00	0.00			1,000
2390-541-00000-52000	PARKS - GENERAL/PROGRAM SUPPL	6,096	8,000	7,166	8,000	8,000	8,000
BUDGET DETAIL							
BUDGET CODE	DESCRIPTION		UNITS	PRICE			AMOUNT
ADOPTED-PRT	PARK RESTROOMS AND JANITORIAL MAINTENANCE SUPPLIES		0.00	0.00			8,000
2390-541-00000-52010	PARKS - MAINT&REPAIR SUPPLIES	50,443	64,500	17,521	37,000	63,000	63,000
BUDGET DETAIL							
BUDGET CODE	DESCRIPTION		UNITS	PRICE			AMOUNT
ADOPTED-PRT	FERTILIZER		0.00	0.00			25,000
ADOPTED-PRT	IRRIGATION SUPPLIES		0.00	0.00			12,000
ADOPTED-PRT	MULCH FOR ALL PARKS		0.00	0.00			26,000

Expense Budget Worksheet

Project: 00000 - UNALLOCATED		2021-2022 Actual	2022-2023 Budget	2022-2023 YTD Actual	Defined Budgets 2022-2023 CY Estimate	2023-2024 Recommended	2023-2024 Adopted-PRT
2390-541-00000-52020	PARKS - OFFICE SUPPLIES	1,483	500	2,480	1,200	1,500	1,500
BUDGET DETAIL							
BUDGET CODE	DESCRIPTION		UNITS	PRICE			AMOUNT
ADOPTED-PRT	OFFICE SUPPLIES		0.00	0.00			1,500
2390-541-00000-52050	PARKS - TOOL&NON-CAPITAL EQUIP	0	2,000	25	2,000	2,000	2,000
2390-541-00000-52100	PARKS - FUEL SUPPLIES	21,144	21,000	18,156	21,000	25,000	25,000
BUDGET DETAIL							
BUDGET CODE	DESCRIPTION		UNITS	PRICE			AMOUNT
ADOPTED-PRT	LANDSCAPE/PARKS MAINTENANCE FUEL SUPPLY		0.00	0.00			25,000
2390-541-00000-52990	PARKS - PUBL& SUBSCRIPT	0	350	57	0	0	0
2390-541-00000-53000	PARKS - PROP MAINT SVC	6,347	15,001	14,195	15,000	15,000	15,000
BUDGET DETAIL							
BUDGET CODE	DESCRIPTION		UNITS	PRICE			AMOUNT
ADOPTED-PRT	PEST MANAGEMENT PROGRAM		0.00	0.00			15,000
2390-541-00000-54040	PARKS - COMMUNICATION SVC	2,847	2,475	3,455	2,475	2,475	2,475
BUDGET DETAIL							
BUDGET CODE	DESCRIPTION		UNITS	PRICE			AMOUNT
ADOPTED-PRT	CELL PHONE REIMB - PRD, LMPS, LPMS		0.00	0.00			975
ADOPTED-PRT	CELL PHONES FOR WEEKEND STAFF		0.00	0.00			500
ADOPTED-PRT	SMART CELL PHONES		2.00	500.00			1,000
2390-541-00000-56000	PARKS - OVERHEAD ALLOCATE	51,582	61,463	0	151,832	165,303	165,303
BUDGET DETAIL							
BUDGET CODE	DESCRIPTION		UNITS	PRICE			AMOUNT
ADOPTED-PRT	OH ALLOCATION - CENTRAL SVC		0.00	0.00			108,118
ADOPTED-PRT	OH ALLOCATION - INFO SYS		0.00	0.00			57,185
2390-541-00000-56100	PARKS - COST PLAN CHRG	446,013	375,972	375,972	375,972	401,683	401,683
2410-541-00000-52000	PARKS - GENERAL/PROGRAM SUPPLIES	8,574	20,000	6,589	20,000	20,000	20,000
BUDGET DETAIL							
BUDGET CODE	DESCRIPTION		UNITS	PRICE			AMOUNT
ADOPTED-PRT	MUTT MITTS		0.00	0.00			20,000
	Project: 00000 - UNALLOCATED Total:	**2,280,111**	**2,630,017**	**891,371**	**2,744,535**	**2,833,786**	**2,877,129**

Expense Budget Worksheet

Project: C0002 - PARK MASTER PLAN		2021-2022 Actual	2022-2023 Budget	2022-2023 YTD Actual	Defined Budgets 2022-2023 CY Estimate	2023-2024 Recommended	2023-2024 Adopted-PRT
Project: C0002 - PARK MASTER PLAN							
2010-541-C0002-51000	PARK MASTER PLAN - CONTRACTUAL SVC	0	277,918	3,821	0	0	0
	Project: C0002 - PARK MASTER PLAN Total:	**0**	**277,918**	**3,821**	**0**	**0**	**0**
Project: C0043 - ACVP RETAIN WALL CONSTRUCTION							
1000-541-C0043-51510	AVCP RETAIN WALL - SETTLEMENT/CLAIM PYT	0	5,420	0	5,420	5,420	5,420
1000-541-C0043-53000	AVCP RETAIN WALL - PROP MAINT SVC	0	36	0	36	36	36
	Project: C0043 - ACVP RETAIN WALL CONSTRUCTION Total:	**0**	**5,456**	**0**	**5,456**	**5,456**	**5,456**
Project: C0047 - AVCP STORAGE FACILITY							
2010-541-C0047-59010	AVCP STORAGE FAC - TFER TO OTH FUNDS	1,120	0	0	0	0	0
	Project: C0047 - AVCP STORAGE FACILITY Total:	**1,120**	**0**	**0**	**0**	**0**	**0**
Project: M0039 - PARKS RESTROOM PARTITION REPLACEMENT							
1000-541-M0039-53000	PARKS RESTRM PARTITION RPLC - PROP MAINT SVC	25,900	0	0	0	0	0
	Project: M0039 - PARKS RESTROOM PARTITION REPLACEMENT Total:	**25,900**	**0**	**0**	**0**	**0**	**0**
Project: P0017 - PARK RENTALS							
2390-541-P0017-50030	PARK RENTALS - SALARIES (PT)	6,623	16,997	8,600	16,997	16,848	16,848
2390-541-P0017-50250	PARK RENTALS - WORKERS COMP INSUR	0	416	416	416	410	387
2390-541-P0017-50310	PARK RENTALS - PT RETIREMENT CONTRIB	248	638	322	638	632	632
2390-541-P0017-50400	PARK RENTALS - MEDICARE	100	247	129	247	244	244
	Project: P0017 - PARK RENTALS Total:	**6,971**	**18,298**	**9,468**	**18,298**	**18,134**	**18,111**
Project: R0010 - POINDEXTER PARK							
2390-541-R0010-51000	POINDEXTR PK - CONTRACTUAL SVC	0	0	0	0	29,000	29,000

BUDGET DETAIL

BUDGET CODE	DESCRIPTION	UNITS	PRICE	AMOUNT
ADOPTED-PRT	CUSTODIAL SERVICES	0.00	0.00	7,400
ADOPTED-PRT	LANDSCAPE CONTRACT	0.00	0.00	21,600

2390-541-R0010-53000	POINDEXTR PK - PROP MAINT SVC	50,524	69,260	48,484	67,100	64,000	64,000

BUDGET DETAIL

BUDGET CODE	DESCRIPTION	UNITS	PRICE	AMOUNT
ADOPTED-PRT	DECOMPOSED GRANITE FOR TRAILS	0.00	0.00	1,000

Expense Budget Worksheet

Project: R0010 - POINDEXTER PARK		2021-2022 Actual	2022-2023 Budget	2022-2023 YTD Actual	Defined Budgets 2022-2023 CY Estimate	2023-2024 Recommended	2023-2024 Adopted-PRT
ADOPTED-PRT	GENERAL MAINTENANCE & LANDSCAPING		0.00	0.00			8,500
ADOPTED-PRT	LIGHTING		0.00	0.00			2,500
ADOPTED-PRT	PLAYGROUND POUR IN PLACE		0.00	0.00			30,000
ADOPTED-PRT	RESTROOM PAINT & MAINT		0.00	0.00			2,000
ADOPTED-PRT	TREE TRIMMING		0.00	0.00			20,000
2390-541-R0010-54010	POINDEXTR PK - ELECTRICITY	2,730	2,500	2,669	2,500	2,500	2,500
2390-541-R0010-54030	POINDEXTR PK - WATER & SEWAGE	39,078	36,750	28,671	36,750	38,500	38,500
	Project: R0010 - POINDEXTER PARK Total:	**92,332**	**108,510**	**79,826**	**106,350**	**134,000**	**134,000**
Project: R0020 - COMMUNITY CENTER PARK							
2390-541-R0020-51000	COMM CTR PK - CONTRACTUAL SVC	0	0	0	0	2,160	2,160
BUDGET DETAIL							
BUDGET CODE	DESCRIPTION		UNITS	PRICE			AMOUNT
ADOPTED-PRT	LANDSCAPE CONTRACT		0.00	0.00			2,160
2390-541-R0020-53000	COMM CTR PK - PROP MAINT SVC	4,057	12,680	3,370	10,660	6,000	6,000
BUDGET DETAIL							
BUDGET CODE	DESCRIPTION		UNITS	PRICE			AMOUNT
ADOPTED-PRT	GENERAL MAINTENANCE & LANDSCAPING		0.00	0.00			2,000
ADOPTED-PRT	SAND		0.00	0.00			1,500
ADOPTED-PRT	TREE TRIMMING		0.00	0.00			2,500
2390-541-R0020-54030	COMM CTR PK - WATER & SEWAGE	2,984	3,300	3,227	3,300	3,500	3,500
	Project: R0020 - COMMUNITY CENTER PARK Total:	**7,041**	**15,980**	**6,597**	**13,960**	**11,660**	**11,660**
Project: R0030 - ARROYO VISTA COMMUNITY PARK							
1000-541-R0030-53000	AVCP - PROP MAINT SVC	7,510	0	0	0	0	0
2390-541-R0030-51000	AVCP - CONTRACTUAL SVC	13,824	15,144	14,965	15,096	227,958	227,958
BUDGET DETAIL							
BUDGET CODE	DESCRIPTION		UNITS	PRICE			AMOUNT
ADOPTED-PRT	CUSTODIAL SERVICES		0.00	0.00			14,394
ADOPTED-PRT	LANDSCAPE CONTRACT		0.00	0.00			198,720
ADOPTED-PRT	SECURITY SERVICES AVCP		0.00	0.00			14,844
2390-541-R0030-53000	AVCP - PROP MAINT SVC	286,029	354,922	335,902	348,541	80,000	80,000

Expense Budget Worksheet

Project: R0030 - ARROYO VISTA COMMUNITY PARK		2021-2022 Actual	2022-2023 Budget	2022-2023 YTD Actual	Defined Budgets 2022-2023 CY Estimate	2023-2024 Recommended	2023-2024 Adopted-PRT
BUDGET NOTES							
BUDGET CODE	SUBJECT	DESCRIPTION					
ADOPTED-PRT	TENNIS COURT RESURFACING	50% OF COSTS WILL BE RECOVERED FROM MUSD THROUGH JOINT USE AGREEMENT					
BUDGET DETAIL							
BUDGET CODE	DESCRIPTION		UNITS	PRICE			AMOUNT
ADOPTED-PRT	CONCRETE MAINTENANCE & REPAIR		0.00	0.00			5,000
ADOPTED-PRT	FENCING REPAIRS		0.00	0.00			4,000
ADOPTED-PRT	GENERAL MAINTENANCE & LANDSCAPING		0.00	0.00			25,000
ADOPTED-PRT	LIGHTING		0.00	0.00			2,000
ADOPTED-PRT	SEWER PUMP MAINTENANCE & REPAIR		0.00	0.00			4,000
ADOPTED-PRT	SLOPE BRUSH CLEARANCE AND MAINT		0.00	0.00			5,000
ADOPTED-PRT	SPORT FIELD LIGHTS		0.00	0.00			3,000
ADOPTED-PRT	TREE TRIMMING		0.00	0.00			25,000
ADOPTED-PRT	TURF RENOVATONS		0.00	0.00			5,000
ADOPTED-PRT	WELL/PUMP/IRRIGATION SYSTEM MAINT & REPAIRS		0.00	0.00			2,000
2390-541-R0030-53100	AVCP - RENTAL EXPENSE	0	1,500	0	1,500	1,500	1,500
BUDGET DETAIL							
BUDGET CODE	DESCRIPTION		UNITS	PRICE			AMOUNT
ADOPTED-PRT	EQUIPMENT RENTALS		0.00	0.00			1,500
2390-541-R0030-54030	AVCP - WATER & SEWAGE	63,986	92,000	88,126	92,000	95,000	95,000
2390-541-R0030-54040	AVCP - COMMUNICATION SVC	560	600	420	600	600	600
BUDGET DETAIL							
BUDGET CODE	DESCRIPTION		UNITS	PRICE			AMOUNT
ADOPTED-PRT	PAY PHONE		12.00	50.00			600
	Project: R0030 - ARROYO VISTA COMMUNITY PARK Total:	**371,909**	**464,166**	**439,414**	**457,737**	**405,058**	**405,058**
Project: R0040 - VIRGINIA COLONY PARK							
2390-541-R0040-51000	VIRGINIA COL PK - CONTRACTUAL SVC	840	0	0	0	4,320	4,320
BUDGET DETAIL							
BUDGET CODE	DESCRIPTION		UNITS	PRICE			AMOUNT
ADOPTED-PRT	LANDSCAPE CONTRACT		0.00	0.00			4,320
2390-541-R0040-53000	VIRGINIA COL PK - PROP MAINT SVC	4,786	9,752	4,385	8,320	3,000	3,000
BUDGET DETAIL							
BUDGET CODE	DESCRIPTION		UNITS	PRICE			AMOUNT
ADOPTED-PRT	GENERAL MAINTENANCE & LANDSCAPING		0.00	0.00			2,000

Expense Budget Worksheet

Project: R0040 - VIRGINIA COLONY PARK		2021-2022 Actual	2022-2023 Budget	2022-2023 YTD Actual	Defined Budgets 2022-2023 CY Estimate	2023-2024 Recommended	2023-2024 Adopted-PRT
ADOPTED-PRT	TREE TRIMMING		0.00	0.00			1,000
2390-541-R0040-54010	VIRGINIA COL PK - ELECTRICITY	130	375	57	375	375	375
2390-541-R0040-54030	VIRGINIA COL PK - WATER & SEWAGE	7,925	6,300	3,726	6,300	7,000	7,000
	Project: R0040 - VIRGINIA COLONY PARK Total:	**13,680**	**16,427**	**8,168**	**14,995**	**14,695**	**14,695**
Project: R0050 - CAMPUS PARK							
2390-541-R0050-51000	CAMPUS PK - CONTRACTUAL SVC	0	0	0	0	14,500	14,500
BUDGET DETAIL							
BUDGET CODE	DESCRIPTION		UNITS	PRICE			AMOUNT
ADOPTED-PRT	CUSTODIAL SERVICES		0.00	0.00			7,300
ADOPTED-PRT	LANDSCAPE CONTRACT		0.00	0.00			7,200
2390-541-R0050-53000	CAMPUS PK - PROP MAINT SVC	15,599	29,920	15,750	23,700	9,500	9,500
BUDGET DETAIL							
BUDGET CODE	DESCRIPTION		UNITS	PRICE			AMOUNT
ADOPTED-PRT	GENERAL MAINTENANCE & LANDSCAPING		0.00	0.00			3,000
ADOPTED-PRT	PAVILION PAINT/MAINTENANCE & REPAIR		0.00	0.00			1,500
ADOPTED-PRT	TREE TRIMMING		0.00	0.00			5,000
2390-541-R0050-54010	CAMPUS PK - ELECTRICITY	699	1,000	736	1,000	1,000	1,000
2390-541-R0050-54030	CAMPUS PK - WATER & SEWAGE	12,564	11,550	8,041	11,550	11,550	11,550
	Project: R0050 - CAMPUS PARK Total:	**28,862**	**42,470**	**24,528**	**36,250**	**36,550**	**36,550**
Project: R0060 - CAMPUS CANYON PARK							
2390-541-R0060-51000	CAMPUS CYN PK - CONTRACTUAL SVC	0	0	0	0	21,700	21,700
BUDGET DETAIL							
BUDGET CODE	DESCRIPTION		UNITS	PRICE			AMOUNT
ADOPTED-PRT	CUSTODIAL SERVICES		0.00	0.00			7,300
ADOPTED-PRT	LANDSCAPE CONTRACT		0.00	0.00			14,400
2390-541-R0060-53000	CAMPUS CYN PK - PROP MAINT SVC	30,321	54,400	31,975	44,900	25,500	25,500
BUDGET DETAIL							
BUDGET CODE	DESCRIPTION		UNITS	PRICE			AMOUNT
ADOPTED-PRT	BALLFIELD INFIELD MIX		0.00	0.00			1,500
ADOPTED-PRT	FENCING REPAIRS		0.00	0.00			8,000
ADOPTED-PRT	FIBAR		0.00	0.00			2,000
ADOPTED-PRT	GENERAL MAINTENANCE & LANDSCAPING		0.00	0.00			6,000

Expense Budget Worksheet

Project: R0060 - CAMPUS CANYON PARK		2021-2022 Actual	2022-2023 Budget	2022-2023 YTD Actual	Defined Budgets 2022-2023 CY Estimate	2023-2024 Recommended	2023-2024 Adopted-PRT
ADOPTED-PRT	RESTROOM MAINTENANCE & REPAIR		0.00	0.00			2,500
ADOPTED-PRT	TREE TRIMMING		0.00	0.00			3,500
ADOPTED-PRT	TURF RENOVATION		0.00	0.00			2,000
2390-541-R0060-54010	CAMPUS CYN PK - ELECTRICITY	541	600	604	600	600	600
2390-541-R0060-54030	CAMPUS CYN PK - WATER & SEWAGE	31,040	33,500	23,320	33,500	35,000	35,000
	Project: R0060 - CAMPUS CANYON PARK Total:	**61,902**	**88,500**	**55,900**	**79,000**	**82,800**	**82,800**
Project: R0070 - COLLEGE VIEW PARK							
2390-541-R0070-51000	COLL VIEW PK - CONTRACTUAL SVC	0	0	0	0	23,140	23,140
BUDGET DETAIL							
BUDGET CODE	DESCRIPTION		UNITS	PRICE			AMOUNT
ADOPTED-PRT	CUSTODIAL SERVICES		0.00	0.00			7,300
ADOPTED-PRT	LANDSCAPE CONTRACT		0.00	0.00			15,840
2390-541-R0070-53000	COLL VIEW PK - PROP MAINT SVC	32,679	47,924	26,180	41,340	27,500	27,500
BUDGET DETAIL							
BUDGET CODE	DESCRIPTION		UNITS	PRICE			AMOUNT
ADOPTED-PRT	GENERAL MAINTENANCE & LANDSCAPING		0.00	0.00			7,500
ADOPTED-PRT	RESTROOM PAINT/MAINTENANCE & REPAIR		0.00	0.00			5,000
ADOPTED-PRT	TREE TRIMMING		0.00	0.00			15,000
2390-541-R0070-54010	COLL VIEW PK - ELECTRICITY	1,771	1,400	1,755	1,400	1,400	1,400
2390-541-R0070-54030	COLL VIEW PK - WATER & SEWAGE	13,656	15,500	9,786	15,500	16,000	16,000
	Project: R0070 - COLLEGE VIEW PARK Total:	**48,107**	**64,824**	**37,722**	**58,240**	**68,040**	**68,040**
Project: R0080 - PEACH HILL PARK							
2390-541-R0080-51000	PEACH HILL PK - CONTRACTUAL SVC	0	0	0	0	36,100	36,100
BUDGET DETAIL							
BUDGET CODE	DESCRIPTION		UNITS	PRICE			AMOUNT
ADOPTED-PRT	CUSTODIAL SERVICES		0.00	0.00			7,300
ADOPTED-PRT	LANDSCAPE CONTRACT		0.00	0.00			28,800
2390-541-R0080-52050	PEACH HILL PK - TOOL&NON-CAPITAL EQUIP	0	0	47	0	0	0
2390-541-R0080-53000	PEACH HILL PK - PROP MAINT SVC	54,861	57,680	45,705	53,300	18,500	18,500
BUDGET DETAIL							
BUDGET CODE	DESCRIPTION		UNITS	PRICE			AMOUNT
ADOPTED-PRT	GENERAL MAINTENANCE & LANDSCAPING		0.00	0.00			8,500

Expense Budget Worksheet

Project: R0080 - PEACH HILL PARK		2021-2022 Actual	2022-2023 Budget	2022-2023 YTD Actual	Defined Budgets 2022-2023 CY Estimate	2023-2024 Recommended	2023-2024 Adopted-PRT
ADOPTED-PRT	INFIELD MIX		0.00	0.00			1,500
ADOPTED-PRT	RESTROOM PAINT/MAINTENANCE & REPAIRS		0.00	0.00			2,500
ADOPTED-PRT	TREE TRIMMING		0.00	0.00			6,000
2390-541-R0080-54010	PEACH HILL PK - ELECTRICITY	3,634	2,200	3,206	2,200	2,200	2,200
2390-541-R0080-54030	PEACH HILL PK - WATER & SEWAGE	33,714	42,000	31,598	42,000	42,000	42,000
	Project: R0080 - PEACH HILL PARK Total:	**92,210**	**101,880**	**80,557**	**97,500**	**98,800**	**98,800**
Project: R0090 - MONTE VISTA PARK							
2390-541-R0090-51000	MONTE VISTA PK - CONTRACTUAL SVC	0	0	0	0	14,400	14,400
BUDGET DETAIL							
BUDGET CODE	DESCRIPTION		UNITS	PRICE			AMOUNT
ADOPTED-PRT	LANDSCAPE CONTRACT		0.00	0.00			14,400
2390-541-R0090-53000	MONTE VISTA PK - PROP MAINT SVC	14,859	29,840	20,457	28,400	10,000	10,000
BUDGET DETAIL							
BUDGET CODE	DESCRIPTION		UNITS	PRICE			AMOUNT
ADOPTED-PRT	FENCE AND GATE MAINTENANCE		0.00	0.00			1,000
ADOPTED-PRT	GENERAL MAINTENANCE & LANDSCAPING		0.00	0.00			3,000
ADOPTED-PRT	TREE TRIMMING		0.00	0.00			6,000
2390-541-R0090-54030	MONTE VISTA PK - WATER & SEWAGE	2,427	2,000	985	2,000	2,200	2,200
	Project: R0090 - MONTE VISTA PARK Total:	**17,286**	**31,840**	**21,443**	**30,400**	**26,600**	**26,600**
Project: R0100 - MOUNTAIN MEADOWS PARK							
2390-541-R0100-51000	MTN MEADOWS PK - CONTRACTUAL SVC	0	0	0	0	30,340	30,340
BUDGET DETAIL							
BUDGET CODE	DESCRIPTION		UNITS	PRICE			AMOUNT
ADOPTED-PRT	CUSTODIAL SERVICES		0.00	0.00			7,300
ADOPTED-PRT	LANDSCAPE CONTRACT		0.00	0.00			23,040
2390-541-R0100-53000	MTN MEADOWS PK - PROP MAINT SVC	42,501	53,344	42,839	51,040	17,500	17,500
BUDGET DETAIL							
BUDGET CODE	DESCRIPTION		UNITS	PRICE			AMOUNT
ADOPTED-PRT	GENERAL MAINTENANCE & LANDSCAPING		0.00	0.00			8,500
ADOPTED-PRT	INFIELD MIX		0.00	0.00			3,000
ADOPTED-PRT	LIGHTING		0.00	0.00			1,500
ADOPTED-PRT	RESTROOM PAINTING/MAINTENANCE & REPAIRS		0.00	0.00			2,500

Expense Budget Worksheet

Project: R0100 - MOUNTAIN MEADOWS PARK		2021-2022 Actual	2022-2023 Budget	2022-2023 YTD Actual	Defined Budgets 2022-2023 CY Estimate	2023-2024 Recommended	2023-2024 Adopted-PRT
ADOPTED-PRT	TREE TRIMMING		0.00	0.00			2,000
2390-541-R0100-53100	MTN MEADOWS PK - RENTAL EXPENSE	0	1,500	0	0	0	0
2390-541-R0100-54010	MTN MEADOWS PK - ELECTRICITY	404	1,000	359	1,000	750	750
2390-541-R0100-54030	MTN MEADOWS PK - WATER & SEWAGE	28,598	35,000	23,546	35,000	35,000	35,000
	Project: R0100 - MOUNTAIN MEADOWS PARK Total:	**71,503**	**90,844**	**66,745**	**87,040**	**83,590**	**83,590**
Project: R0111 - TIERRA REJADA PARK							
2390-541-R0111-51000	TIERRA REJA PK - CONTRACTUAL SVC	0	0	0	0	30,340	30,340
BUDGET DETAIL							
BUDGET CODE	DESCRIPTION		UNITS	PRICE			AMOUNT
ADOPTED-PRT	CUSTODIAL SERVICES		0.00	0.00			7,300
ADOPTED-PRT	LANDSCAPE SERVICES		0.00	0.00			23,040
2390-541-R0111-53000	TIERRA REJA PK - PROP MAINT SVC	44,487	53,844	54,109	45,814	18,500	18,500
BUDGET DETAIL							
BUDGET CODE	DESCRIPTION		UNITS	PRICE			AMOUNT
ADOPTED-PRT	BOCCE COURT MAINT/REPAIR		0.00	0.00			500
ADOPTED-PRT	GENERAL MAINTENANCE & LANDSCAPING		0.00	0.00			8,000
ADOPTED-PRT	RESTROOM PAINTING/MAINTENANCE & REPAIRS		0.00	0.00			5,000
ADOPTED-PRT	TREE TRIMMING		0.00	0.00			5,000
2390-541-R0111-54010	TIERRA REJA PK - ELECTRICITY	1,517	1,200	1,370	1,200	1,200	1,200
2390-541-R0111-54030	TIERRA REJA PK - WATER & SEWAGE	11,374	10,500	9,493	10,500	10,500	10,500
	Project: R0111 - TIERRA REJADA PARK Total:	**57,378**	**65,544**	**64,973**	**57,514**	**60,540**	**60,540**
Project: R0120 - COUNTRY TRAIL PARK							
2390-541-R0120-51000	CNTRY TRAIL PK - CONTRACTUAL SVC	0	0	0	0	23,040	23,040
BUDGET DETAIL							
BUDGET CODE	DESCRIPTION		UNITS	PRICE			AMOUNT
ADOPTED-PRT	LANDSCAPE SERVICES		0.00	0.00			23,040
2390-541-R0120-53000	CNTRY TRAIL PK - PROP MAINT SVC	25,259	39,844	27,930	37,540	17,000	17,000
BUDGET DETAIL							
BUDGET CODE	DESCRIPTION		UNITS	PRICE			AMOUNT
ADOPTED-PRT	GENERAL MAINTENANCE & LANDSCAPING		0.00	0.00			5,000
ADOPTED-PRT	TREE TRIMMING		0.00	0.00			10,000

Expense Budget Worksheet

Project: R0120 - COUNTRY TRAIL PARK		2021-2022 Actual	2022-2023 Budget	2022-2023 YTD Actual	Defined Budgets 2022-2023 CY Estimate	2023-2024 Recommended	2023-2024 Adopted-PRT
ADOPTED-PRT	WILDFLOWER MEADOW MAINT		0.00	0.00			2,000
2390-541-R0120-54010	CNTRY TRAIL PK - ELECTRICITY	174	500	88	500	500	500
2390-541-R0120-54030	CNTRY TRAIL PK - WATER & SEWAGE	6,532	10,000	4,612	10,000	10,000	10,000
	Project: R0120 - COUNTRY TRAIL PARK Total:	**31,965**	**50,344**	**32,631**	**48,040**	**50,540**	**50,540**
Project: R0130 - GLENWOOD PARK							
2390-541-R0130-51000	GLENWOOD PK - CONTRACTUAL SVC	0	0	0	0	20,260	20,260
BUDGET DETAIL							
BUDGET CODE	DESCRIPTION		UNITS	PRICE			AMOUNT
ADOPTED-PRT	CUSTODIAL SERVICES		0.00	0.00			7,300
ADOPTED-PRT	LANDSCAPE SERVICES		0.00	0.00			12,960
2390-541-R0130-53000	GLENWOOD PK - PROP MAINT SVC	19,481	37,756	29,571	33,460	28,500	28,500
BUDGET DETAIL							
BUDGET CODE	DESCRIPTION		UNITS	PRICE			AMOUNT
ADOPTED-PRT	GENERAL MAINTENANCE & LANDSCAPING		0.00	0.00			7,000
ADOPTED-PRT	PAVILION REPAIRS/PAINT & MAINT		0.00	0.00			1,500
ADOPTED-PRT	TREE TRIMMING		0.00	0.00			20,000
2390-541-R0130-54010	GLENWOOD PK - ELECTRICITY	478	1,000	400	1,000	1,000	1,000
2390-541-R0130-54030	GLENWOOD PK - WATER & SEWAGE	20,661	19,000	15,520	19,000	20,000	20,000
	Project: R0130 - GLENWOOD PARK Total:	**40,619**	**57,756**	**45,492**	**53,460**	**69,760**	**69,760**
Project: R0140 - VILLA CAMPESINA PARK							
2390-541-R0140-51000	VILLA CAMP PK - CONTRACTUAL SVC	0	0	0	0	1,440	1,440
BUDGET DETAIL							
BUDGET CODE	DESCRIPTION		UNITS	PRICE			AMOUNT
ADOPTED-PRT	LANDSCAPE SERVICE		0.00	0.00			1,440
2390-541-R0140-53000	VILLA CAMP PK - PROP MAINT SVC	2,826	9,584	3,729	6,940	9,000	9,000
BUDGET DETAIL							
BUDGET CODE	DESCRIPTION		UNITS	PRICE			AMOUNT
ADOPTED-PRT	CHAINLINK FENCE REPAIRS		0.00	0.00			2,500
ADOPTED-PRT	GENERAL MAINTENANCE & LANDSCAPING		0.00	0.00			2,500
ADOPTED-PRT	SAND		0.00	0.00			2,000
ADOPTED-PRT	TREE TRIMMING		0.00	0.00			2,000

Expense Budget Worksheet

Project: R0140 - VILLA CAMPESINA PARK		2021-2022 Actual	2022-2023 Budget	2022-2023 YTD Actual	Defined Budgets 2022-2023 CY Estimate	2023-2024 Recommended	2023-2024 Adopted-PRT
2390-541-R0140-54010	VILLA CAMP PK - ELECTRICITY	1,110	1,500	1,084	1,500	1,500	1,500
2390-541-R0140-54030	VILLA CAMP PK - WATER & SEWAGE	233	500	245	500	500	500
	Project: R0140 - VILLA CAMPESINA PARK Total:	**4,168**	**11,584**	**5,059**	**8,940**	**12,440**	**12,440**
Project: R0150 - MILLER PARK							
2390-541-R0150-51000	MILLER PK - CONTRACTUAL SVC	0	0	0	0	26,020	26,020
BUDGET DETAIL							
BUDGET CODE	DESCRIPTION		UNITS	PRICE			AMOUNT
ADOPTED-PRT	CUSTODIAL SERVICES		0.00	0.00			7,300
ADOPTED-PRT	LANDSCAPE SERVICES		0.00	0.00			18,720
2390-541-R0150-53000	MILLER PK - PROP MAINT SVC	37,973	47,092	27,736	40,720	31,500	31,500
BUDGET DETAIL							
BUDGET CODE	DESCRIPTION		UNITS	PRICE			AMOUNT
ADOPTED-PRT	GENERAL MAINTENANCE & LANDSCAPING		0.00	0.00			7,000
ADOPTED-PRT	MAINT/REPAIR & PAINT PAVILION		0.00	0.00			15,000
ADOPTED-PRT	RESTROOM MAINT/REPAIR & PAINT		0.00	0.00			5,000
ADOPTED-PRT	TREE TRIMMING		0.00	0.00			2,000
ADOPTED-PRT	TURF RENOVATION		0.00	0.00			2,500
2390-541-R0150-54010	MILLER PK - ELECTRICITY	12,753	10,000	14,695	10,000	12,000	12,000
2390-541-R0150-54030	MILLER PK - WATER & SEWAGE	28,539	33,075	29,613	33,075	35,000	35,000
	Project: R0150 - MILLER PARK Total:	**79,264**	**90,167**	**72,045**	**83,795**	**104,520**	**104,520**
Project: R0160 - MAGNOLIA PARK							
2390-541-R0160-51000	MAGNOLIA PK - CONTRACTUAL SVC	0	0	0	0	2,880	2,880
BUDGET DETAIL							
BUDGET CODE	DESCRIPTION		UNITS	PRICE			AMOUNT
ADOPTED-PRT	LANDSCAPE SERVICES		0.00	0.00			2,880
2390-541-R0160-53000	MAGNOLIA PK - PROP MAINT SVC	5,237	10,880	3,010	10,580	6,000	6,000
BUDGET DETAIL							
BUDGET CODE	DESCRIPTION		UNITS	PRICE			AMOUNT
ADOPTED-PRT	GENERAL MAINTENANCE & LANDSCAPING		0.00	0.00			1,000
ADOPTED-PRT	PICNIC TABLE REPAIRS		0.00	0.00			4,000
ADOPTED-PRT	TREE TRIMMING		0.00	0.00			1,000

Expense Budget Worksheet

Project: R0160 - MAGNOLIA PARK		2021-2022 Actual	2022-2023 Budget	2022-2023 YTD Actual	Defined Budgets 2022-2023 CY Estimate	2023-2024 Recommended	2023-2024 Adopted-PRT
2390-541-R0160-54030	MAGNOLIA PK - WATER & SEWAGE	1,234	2,500	865	2,500	2,500	2,500
	Project: R0160 - MAGNOLIA PARK Total:	**6,471**	**13,380**	**3,875**	**13,080**	**11,380**	**11,380**
Project: R0170 - MAMMOTH HIGHLANDS PARK							
1000-541-R0170-56200	MAMMOTH HLND PK - PROP TAX & SBA	16,800	7,576	0	7,576	8,500	8,500
BUDGET DETAIL							
BUDGET CODE	DESCRIPTION		UNITS	PRICE			AMOUNT
ADOPTED-PRT	PARKS SBA - MAMMOTH HIGHLANDS PK (APN 5130070135)		0.00	0.00			8,500
2390-541-R0170-51000	MAMMOTH HLND PK - CONTRACTUAL SVC	0	0	0	0	27,172	27,172
BUDGET DETAIL							
BUDGET CODE	DESCRIPTION		UNITS	PRICE			AMOUNT
ADOPTED-PRT	CUSTODIAL SERVICES		0.00	0.00			7,300
ADOPTED-PRT	LANDSCAPE SERVICES		0.00	0.00			19,872
2390-541-R0170-53000	MAMMOTH HLND PK - PROP MAINT SVC	25,196	53,394	40,387	46,414	26,000	26,000
BUDGET DETAIL							
BUDGET CODE	DESCRIPTION		UNITS	PRICE			AMOUNT
ADOPTED-PRT	GENERAL MAINTENANCE & LANDSCAPING		0.00	0.00			4,500
ADOPTED-PRT	MAINT/REPAIR & PAINT WROUGHT IRON FENCING		0.00	0.00			5,000
ADOPTED-PRT	PAINT PAVILION		0.00	0.00			15,000
ADOPTED-PRT	TREE TRIMMING		0.00	0.00			1,500
2390-541-R0170-54010	MAMMOTH HLND PK - ELECTRICITY	0	3,000	0	3,000	0	0
2390-541-R0170-54030	MAMMOTH HLND PK - WATER & SEWAGE	27,202	36,500	21,155	36,500	36,500	36,500
	Project: R0170 - MAMMOTH HIGHLANDS PARK Total:	**69,198**	**100,470**	**61,542**	**93,490**	**98,172**	**98,172**
Project: R0180 - VETERANS MEMORIAL PARK							
2390-541-R0180-51000	VET MEMORIAL PK - CONTRACTUAL SVC	0	0	0	0	864	864
BUDGET DETAIL							
BUDGET CODE	DESCRIPTION		UNITS	PRICE			AMOUNT
ADOPTED-PRT	LANDSCAPE SERVICES		0.00	0.00			864
2390-541-R0180-53000	VET MEMORIAL PK - PROP MAINT SVC	6,845	7,960	6,265	6,192	7,000	7,000
BUDGET DETAIL							
BUDGET CODE	DESCRIPTION		UNITS	PRICE			AMOUNT
ADOPTED-PRT	BOLLARDS CLEAN & SEAL		0.00	0.00			1,500
ADOPTED-PRT	GENERAL MAINTENANCE & LANDSCAPING		0.00	0.00			4,500

Expense Budget Worksheet

Project: R0180 - VETERANS MEMORIAL PARK		2021-2022 Actual	2022-2023 Budget	2022-2023 YTD Actual	Defined Budgets 2022-2023 CY Estimate	2023-2024 Recommended	2023-2024 Adopted-PRT
ADOPTED-PRT	TREE TRIMMING		0.00	0.00			1,000
2390-541-R0180-54010	VET MEMORIAL PK - ELECTRICITY	0	1,200	0	1,200	0	0
2390-541-R0180-54030	VET MEMORIAL PK - WATER & SEWAGE	2,526	4,000	2,574	4,000	4,000	4,000
	Project: R0180 - VETERANS MEMORIAL PARK Total:	**9,372**	**13,160**	**8,840**	**11,392**	**11,864**	**11,864**
Project: R0190 - WALNUT ACRES PARK							
1000-541-R0190-56200	WALNUT ACRES PK -PROPERTY TAX & SBA	33	66	17	66	66	66
BUDGET DETAIL							
BUDGET CODE	DESCRIPTION		UNITS	PRICE			AMOUNT
ADOPTED-PRT	PARKS SBA - WALNUT ACRES PK (APN 5120102210)		0.00	0.00			66
2390-541-R0190-51000	WALNUT ACRES PK - CONTRACTUAL SVC	0	0	0	0	864	864
BUDGET DETAIL							
BUDGET CODE	DESCRIPTION		UNITS	PRICE			AMOUNT
ADOPTED-PRT	LANDSCAPE SERVICES		0.00	0.00			864
2390-541-R0190-53000	WALNUT ACRES PK - PROP MAINT SVC	1,058	5,000	5,256	4,864	2,000	2,000
BUDGET DETAIL							
BUDGET CODE	DESCRIPTION		UNITS	PRICE			AMOUNT
ADOPTED-PRT	GENERAL MAINTENANCE & LANDSCAPING		0.00	0.00			1,000
ADOPTED-PRT	TREE TRIMMING		0.00	0.00			1,000
2390-541-R0190-54010	WALNUT ACRES PK - ELECTRICITY	354	1,000	189	1,000	500	500
2390-541-R0190-54030	WALNUT ACRES PK - WATER & SEWAGE	2,577	2,500	1,463	2,500	3,000	3,000
	Project: R0190 - WALNUT ACRES PARK Total:	**4,021**	**8,566**	**6,927**	**8,430**	**6,430**	**6,430**
Project: R0200 - NATURE TRAILS							
2390-541-R0200-51000	NATURE TRAILS - CONTRACTUAL SVC	0	0	0	0	4,800	4,800
BUDGET DETAIL							
BUDGET CODE	DESCRIPTION		UNITS	PRICE			AMOUNT
ADOPTED-PRT	LANDSCAPE SERVICES		0.00	0.00			4,800
2390-541-R0200-53000	NATURE TRAILS - PROP MAINT SVC	998	8,800	4,800	5,200	2,000	2,000

Expense Budget Worksheet

Project: R0200 - NATURE TRAILS		2021-2022 Actual	2022-2023 Budget	2022-2023 YTD Actual	Defined Budgets 2022-2023 CY Estimate	2023-2024 Recommended	2023-2024 Adopted-PRT
BUDGET DETAIL							
BUDGET CODE	DESCRIPTION		UNITS	PRICE			AMOUNT
ADOPTED-PRT	GENERAL REPAIR & MAINT		0.00	0.00			2,000
	Project: R0200 - NATURE TRAILS Total:	**998**	**8,800**	**4,800**	**5,200**	**6,800**	**6,800**
Project: R0210 - BUTTERCREEK PARK							
1000-541-R0210-53000	BUTTERCRK PK - PROP MAINT SVC	1,100	4,800	3,112	4,800	4,800	4,800
BUDGET DETAIL							
BUDGET CODE	DESCRIPTION		UNITS	PRICE			AMOUNT
ADOPTED-PRT	LANDSCAPE SERVICES		0.00	0.00			4,800
	Project: R0210 - BUTTERCREEK PARK Total:	**1,100**	**4,800**	**3,112**	**4,800**	**4,800**	**4,800**
	Report Total:	**3,423,487**	**4,381,701**	**2,034,864**	**4,137,902**	**4,256,415**	**4,299,735**

Fund Summary

Fund	2021-2022 Actual	2022-2023 Budget	2022-2023 YTD Actual	Defined Budgets 2022-2023 CY Estimate	2023-2024 Recommended	2023-2024 Adopted-PRT
1000 - GENERAL FUND	1,250,790	1,521,041	3,129	1,587,067	1,631,964	1,653,624
2010 - COMMUNITY WIDE PARK DEVT	1,120	277,918	3,821	0	0	0
2390 - PARK MAINTENANCE DISTRICT	2,163,002	2,562,742	2,021,324	2,530,834	2,604,451	2,626,111
2410 - SOLID WASTE AB939	8,574	20,000	6,589	20,000	20,000	20,000
Report Total:	**3,423,487**	**4,381,701**	**2,034,864**	**4,137,902**	**4,256,415**	**4,299,735**

Fiscal Year 2023/24

Open Space Maintenance
Division: 173

The Parks, Recreation and Community Services Department is responsible for maintaining the grounds of City owned open space. The City of Moorpark currently maintains six parcels designated as Open Space as follows:

Parcel not shown on map	South of Tierra Rejada	80 acres	L0056
Parcels 2 & 3	Meridian Hills Open Space	174.63 acres	L0058
Parcels 6 & 7	Virginia Colony Open Space (SDI)	21.98 acres	L0061
Parcel 12	Northeast of Moorpark College	225 acres	L0074

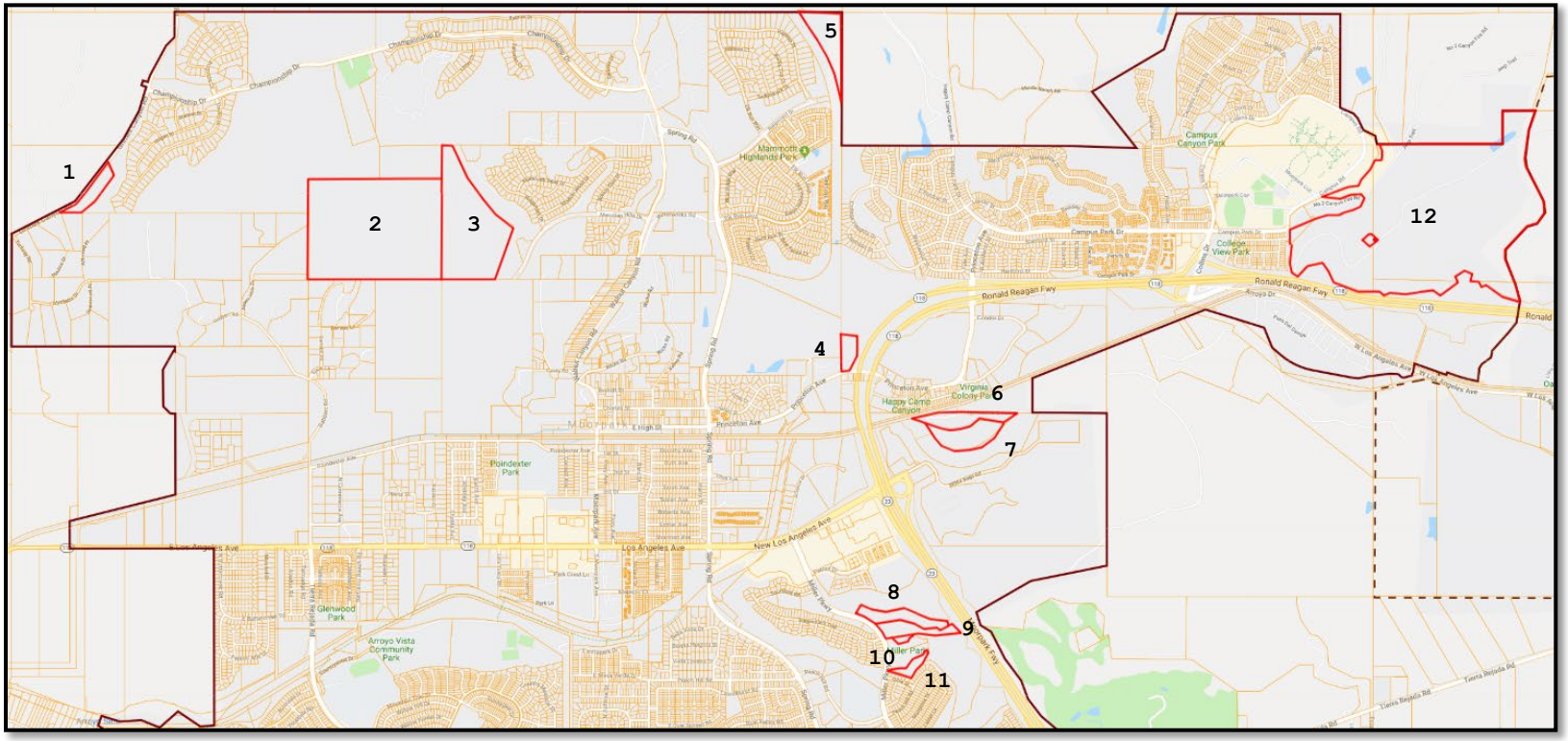

Parcels 1, 4-5, and 8 -11 are maintained by Lighting & Landscaping Maintenance Assessment Districts.

Budget Worksheet

Division: 173 - Open Space Maintenance		2021-2022 Actual	2022-2023 Budget	2022-2023 YTD Actual	Defined Budgets 2022-2023 CY Estimate	2023-2024 Recommended	2023-2024 Adopted-PRT
Division: 173 - Open Space Maintenance							
1000-173-00000-56990	OPEN SP - CONTRIB/DONATION INTERGOV	0	0	0	0	0	0
1000-173-00000-59030	OPEN SP - INTERFUND LOAN TO	0	0	0	0	0	0
2005-173-00000-56990	OPEN SP - CONTRIB/DONATIONS INTERGOVT	6,900	6,900	6,900	6,900	8,700	8,700
BUDGET DETAIL							
BUDGET CODE	DESCRIPTION		UNITS	PRICE			AMOUNT
ADOPTED-PRT	CONTRIB TO MWPRCA FOR OPEN SPACE @ TR RD		0.00	0.00			8,700
2005-173-L0058-53000	Meridian Hills Open Space	72	4,900	3,464	4,900	4,900	4,900
BUDGET DETAIL							
BUDGET CODE	DESCRIPTION		UNITS	PRICE			AMOUNT
ADOPTED-PRT	WEED ABATEMENT		0.00	0.00			4,900
2005-173-L0061-53000	OPEN SP-S ARROYOSIMIRIVER - PROP MAINT SVC	0	7,000	0	7,000	7,000	7,000
BUDGET DETAIL							
BUDGET CODE	DESCRIPTION		UNITS	PRICE			AMOUNT
ADOPTED-PRT	GENERAL MAINTENANCE		0.00	0.00			7,000
2005-173-L0074-53000	OPEN SP-MPK NE - PROP MAINT SVC	0	10,000	944	10,000	10,000	10,000
BUDGET DETAIL							
BUDGET CODE	DESCRIPTION		UNITS	PRICE			AMOUNT
ADOPTED-PRT	GENERAL MAINTENANCE		0.00	0.00			10,000
2018-173-C0062-59010	80AC TRAIL/TRAILHD IMPRV - TFER TO OTH FUNDS	8,600	0	0	0	0	0
	Division: 173 - Open Space Maintenance Total:	**15,572**	**28,800**	**11,308**	**28,800**	**30,600**	**30,600**

Moorpark Watershed, Parks, Recreation and Conservation Authority

Division: 901

On January 23, 2017, the City of Moorpark (City) and the Santa Monica Mountains Conservancy (SMMC) entered into a Joint Powers Agreement (JPA) to create the Moorpark Watershed, Parks, Recreation and Conservation Authority (Authority or MWPRCA) to acquire, develop, maintain, manage, and conserve additional park and open space lands. The Authority may include lands for watershed protection and restoration purposes. The governing board consists of four (4) members: member Director of Parks, Recreation and Community Services Department of the City, City Manager of the City and two (2) appointed by the SMMC. The Finance Director of the City is appointed as the acting Financial Officer of the Authority.

Currently, the Authority manages the 80-acres of Open Space in the Tierra Rejada Greenbelt purchased by the City of Moorpark.

Budget Worksheet

Division: 901 - Mprk Watershed, Parks, Recr & Conservation Authori		2021-2022 Actual	2022-2023 Budget	2022-2023 YTD Actual	Defined Budgets 2022-2023 CY Estimate	2023-2024 Recommended	2023-2024 Adopted-PRT
Division: 901 - Mprk Watershed, Parks, Recr & Conservation Authori							
2910-901-00000-51000	JPA MWPRCA - CONTRACTUAL SVC	21,722	23,789	2,760	24,512	1,800	1,800
BUDGET DETAIL							
BUDGET CODE	DESCRIPTION		UNITS	PRICE			AMOUNT
ADOPTED-PRT	BANK FEES		0.00	0.00			1,800
2910-901-L0056-53000	MWPRCA OPEN SP TR RD - PROP MAINT SVC	6,227	6,900	1,180	6,900	6,900	6,900
BUDGET DETAIL							
BUDGET CODE	DESCRIPTION		UNITS	PRICE			AMOUNT
ADOPTED-PRT	GENERAL MAINTENANCE		0.00	0.00			6,900
Division: 901 - Mprk Watershed, Parks, Recr & Conservation Authori Total:		**27,949**	**30,689**	**3,940**	**31,412**	**8,700**	**8,700**
Report Total:		**3,367,609**	**4,038,797**	**3,261,947**	**4,036,476**	**4,570,680**	**4,661,408**

Fiscal Year 2023/24

Lighting & Landscaping Maintenance Assessment District

Division: 542

The Citywide Lighting and Landscaping Maintenance Assessment District was formed in Fiscal Year 1983-1984 to accommodate costs associated with street lighting, specified landscaped areas and maintenance activities of benefit to the entire City. In subsequent years, 'Zones of Benefit' were established to assess new developments for direct non-citywide landscape maintenance benefits provided by the City. Going forward, as new landscaped areas are created, the City forms new Assessment Districts to fund on-going maintenance and future replacement.

Generally, assessments are levied on the basis of special benefit received by the individual property, as determined by an assessment engineering study. The Finance Department is responsible for managing the assessment engineering contract and calculating the annual assessment levy; and monitors and tracts assessment balances. The Public Works Department has responsibility for formation of districts, maintaining street lights, and storm drains. The Parks, Recreation and Community Services Department assumes responsibility for maintaining landscaped areas and flood basins within the City, and beginning in Fiscal Year 2012/13, the maintenance of the following seven City owned parcels of open space:

Parcel 1	Country Club Equestrian Staging Area	6.06 acres	L0057
Parcels 8, 9, 10 & 11	East of Miller Parkway	20.25 acres	L0059
Parcel 4	Crawford Canyon	4.77 acres	L0060
Parcel 5	East of Happy Camp Canyon Road	14.27 acres	L0062

An aerial view of the parcels is shown in the Open Space Division section of this document.

Expense Budget Worksheet

Fund: 1000 - GENERAL FUND		2021-2022 Actual	2022-2023 Budget	2022-2023 YTD Actual	Defined Budgets 2022-2023 CY Estimate	2023-2024 Recommended	2023-2024 Adopted-PRT
Fund: 1000 - GENERAL FUND							
1000-542-00000-59010	LLAMD - TFER TO OTH FUNDS	224,783	112,010	0	109,824	115,481	115,481
1000-542-P0004-53000	LANDSCAPING - PROP MAINT SVC	200	0	0	0	0	0
1000-542-P0052-53000	MILITARY BANNER PGRM - PROP MAINT SVC	0	0	0	0	10,000	10,000

BUDGET NOTES

BUDGET CODE	SUBJECT	DESCRIPTION
ADOPTED-PRT	NEW REQUEST - MILITARY BANNER PROGRA	INSTALLATION OF MILITARY BANNERS TWICE PER YEAR, AND MISCELLANEOUS REMOVAL FOR DAMAGED BANNERS

BUDGET DETAIL

BUDGET CODE	DESCRIPTION	UNITS	PRICE	AMOUNT
ADOPTED-PRT	MILITARY BANNER INSTALL/REMOVAL	0.00	0.00	10,000

Fund: 1000 - GENERAL FUND Total:	**224,983**	**112,010**	**0**	**109,824**	**125,481**	**125,481**
Fund: 2018 - ENDOWMENT FUND						
2018-542-C0061-59010 ARROYO SIMI TRAIL IMPRV - TFER TO OTH FUNDS	7,521	0	0	0	0	0
Fund: 2018 - ENDOWMENT FUND Total:	**7,521**	**0**	**0**	**0**	**0**	**0**
Fund: 2300 - AD 84-2 CITYWIDE LLMD						
2300-542-P0004-50020 LANDSCAPING - SALARIES (FT)	7,823	10,312	9,116	10,312	14,092	15,078
2300-542-P0004-50030 LANDSCAPING - SALARIES (PT)	1,940	0	9	0	0	0
2300-542-P0004-50040 LANDSCAPING - OVERTIME	0	500	0	500	500	500
2300-542-P0004-50100 LANDSCAPING - BILINGUAL PAY	29	29	29	29	28	28
2300-542-P0004-50110 LANDSCAPING - LONGEVITY PAY	82	99	84	99	85	92
2300-542-P0004-50120 LANDSCAPING - UNIFORM ALLOW	9	16	8	16	15	15
2300-542-P0004-50200 LANDSCAPING - MEDICAL HLTH INSUR	2,372	2,535	2,412	2,535	4,891	4,891
2300-542-P0004-50210 LANDSCAPING - DENTAL INSUR	168	155	139	155	286	286
2300-542-P0004-50220 LANDSCAPING - VISION INSUR	28	31	28	31	56	56
2300-542-P0004-50230 LANDSCAPING - ST/LT DISABILITY INSUR	29	55	51	55	76	81
2300-542-P0004-50240 LANDSCAPING - EMPLOYEE ASST PROGR	2	0	0	0	0	0
2300-542-P0004-50250 LANDSCAPING - WORKERS COMP INSUR	217	252	252	252	341	346
2300-542-P0004-50270 LANDSCAPING - TERM LIFE INSUR	17	18	16	18	29	29
2300-542-P0004-50300 LANDSCAPING - PERS CONTRIBUTIONS	1,511	1,746	1,651	1,746	1,815	1,942
2300-542-P0004-50320 LANDSCAPING - FT DEFER COMP	202	221	192	221	293	315

Expense Budget Worksheet

Fund: 2300 - AD 84-2 CITYWIDE LLMD		2021-2022 Actual	2022-2023 Budget	2022-2023 YTD Actual	Defined Budgets 2022-2023 CY Estimate	2023-2024 Recommended	2023-2024 Adopted-PRT
2300-542-P0004-50400	LANDSCAPING - MEDICARE	150	167	139	167	227	239
2300-542-P0004-50500	LANDSCAPING - AUTO ALLOWANCE	52	52	52	52	38	38
2300-542-P0004-50510	LANDSCAPING - CELLULAR PHONES/ALLOW	14	14	13	14	11	11
2300-542-P0004-51000	LANDSCAPING - CONTRACTUAL SVC	16,950	96,827	87,586	96,827	99,100	99,100
BUDGET DETAIL							
BUDGET CODE	DESCRIPTION		UNITS	PRICE			AMOUNT
ADOPTED-PRT	ARBORIST		0.00	0.00			3,500
ADOPTED-PRT	ASSESSMENT ENGINEER CONSULTING		0.00	0.00			7,600
ADOPTED-PRT	FOUNTAIN MAINTENANCE		0.00	0.00			8,000
ADOPTED-PRT	LANDSCAPE CONTRACT		0.00	0.00			75,000
ADOPTED-PRT	PEST MANAGEMENT PROGRAM		0.00	0.00			5,000
2300-542-P0004-51040	LANDSCAPING - LEGAL SVC	223	1,000	0	1,000	1,000	1,000
2300-542-P0004-51080	LANDSCAPING - ADMIN/COLLECTION FEES	2,712	4,500	2,725	4,500	4,500	4,500
2300-542-P0004-51220	LANDSCAPING - VEHICLE MAINT SVC	0	1,000	91	500	1,000	1,000
BUDGET DETAIL							
BUDGET CODE	DESCRIPTION		UNITS	PRICE			AMOUNT
ADOPTED-PRT	VEHICLE MAINTENANCE		0.00	0.00			1,000
2300-542-P0004-51550	LANDSCAPING - EMPL CONTINUE EDUC & DEVT	0	200	0	200	200	200
2300-542-P0004-52000	LANDSCAPING - GENERAL/PROGRAM SUPPL	0	8,000	339	1,000	5,000	5,000
BUDGET DETAIL							
BUDGET CODE	DESCRIPTION		UNITS	PRICE			AMOUNT
ADOPTED-PRT	CITY WIDE LANDSCAPE AND IRRIGATION SUPPLIES		0.00	0.00			5,000
2300-542-P0004-52050	LANDSCAPING - TOOL&NON-CAPITAL EQUIP	0	200	0	200	200	200
2300-542-P0004-52100	LANDSCAPING - FUEL SUPPLIES	810	2,500	584	1,500	2,000	2,000
BUDGET DETAIL							
BUDGET CODE	DESCRIPTION		UNITS	PRICE			AMOUNT
ADOPTED-PRT	GASOLINE FOR TRUCKS		0.00	0.00			2,000
2300-542-P0004-53000	LANDSCAPING - PROP MAINT SVC	111,021	98,500	92,134	98,500	86,500	86,500
BUDGET DETAIL							
BUDGET CODE	DESCRIPTION		UNITS	PRICE			AMOUNT
ADOPTED-PRT	BACKFLOW CERTIFICATION		0.00	0.00			1,500
ADOPTED-PRT	BACKFLOW REPAIRS		0.00	0.00			3,000
ADOPTED-PRT	CITY WIDE TREE TRIMMING		0.00	0.00			70,000
ADOPTED-PRT	GENERAL MAINTENANCE REPAIRS		0.00	0.00			10,000

Expense Budget Worksheet

Fund: 2300 - AD 84-2 CITYWIDE LLMD		2021-2022 Actual	2022-2023 Budget	2022-2023 YTD Actual	Defined Budgets 2022-2023 CY Estimate	2023-2024 Recommended	2023-2024 Adopted-PRT
ADOPTED-PRT	SOIL AND PLANT TESTING		0.00	0.00			2,000
2300-542-P0004-54010	LANDSCAPING - ELECTRICITY	6,500	12,000	5,784	7,000	8,000	8,000
BUDGET DETAIL							
BUDGET CODE	DESCRIPTION		UNITS	PRICE			AMOUNT
ADOPTED-PRT	ELECTRICITY		0.00	0.00			8,000
2300-542-P0004-54030	LANDSCAPING - WATER & SEWAGE	55,076	68,250	49,793	50,000	68,250	68,250
BUDGET DETAIL							
BUDGET CODE	DESCRIPTION		UNITS	PRICE			AMOUNT
ADOPTED-PRT	WATER		0.00	0.00			68,250
2300-542-P0004-56100	LANDSCAPING - COST PLAN CHRG	25,815	25,664	25,664	25,664	27,229	27,229
2300-542-P0005-51000	PEPPER TREE MAINT - CONTRACTUAL SVC	9,779	16,000	15,727	16,000	17,500	17,500
BUDGET DETAIL							
BUDGET CODE	DESCRIPTION		UNITS	PRICE			AMOUNT
ADOPTED-PRT	HIGH STREET PEPPER TREE MAINTENANCE		0.00	0.00			9,500
ADOPTED-PRT	HIGH STREET PEPPER TREE REPORT		0.00	0.00			8,000
	Fund: 2300 - AD 84-2 CITYWIDE LLMD Total:	**243,532**	**350,843**	**294,628**	**319,093**	**343,262**	**344,426**
Fund: 2301 - 84-2 PECAN AVE T2851							
2301-542-P0004-50020	LANDSCAPING - SALARIES (FT)	1,444	1,527	1,351	1,527	2,092	2,238
2301-542-P0004-50100	LANDSCAPING - BILINGUAL PAY	4	4	4	4	4	4
2301-542-P0004-50110	LANDSCAPING - LONGEVITY PAY	12	15	12	15	12	14
2301-542-P0004-50120	LANDSCAPING - UNIFORM ALLOW	1	2	1	2	2	2
2301-542-P0004-50200	LANDSCAPING - MEDICAL HLTH INSUR	349	375	356	375	727	727
2301-542-P0004-50210	LANDSCAPING - DENTAL INSUR	25	24	21	24	43	43
2301-542-P0004-50220	LANDSCAPING - VISION INSUR	4	4	3	4	8	8
2301-542-P0004-50230	LANDSCAPING - ST/LT DISABILITY INSUR	4	8	7	8	12	13
2301-542-P0004-50250	LANDSCAPING - WORKERS COMP INSUR	32	38	38	38	53	53
2301-542-P0004-50270	LANDSCAPING - TERM LIFE INSUR	1	3	1	3	4	4
2301-542-P0004-50300	LANDSCAPING - PERS CONTRIBUTIONS	221	259	242	259	268	289
2301-542-P0004-50320	LANDSCAPING - FT DEFER COMP	29	32	28	32	44	47
2301-542-P0004-50400	LANDSCAPING - MEDICARE	20	24	19	24	32	36

Expense Budget Worksheet

Fund: 2301 - 84-2 PECAN AVE T2851		2021-2022 Actual	2022-2023 Budget	2022-2023 YTD Actual	Defined Budgets 2022-2023 CY Estimate	2023-2024 Recommended	2023-2024 Adopted-PRT
2301-542-P0004-50500	LANDSCAPING - AUTO ALLOWANCE	8	8	7	8	6	6
2301-542-P0004-50510	LANDSCAPING - CELLULAR PHONES/ALLOW	2	2	2	2	1	1
2301-542-P0004-51000	LANDSCAPING - CONTRACTUAL SVC	144	578	0	578	10,300	10,300
BUDGET DETAIL							
BUDGET CODE	DESCRIPTION		UNITS	PRICE			AMOUNT
ADOPTED-PRT	LANDSCAPE CONTRACT		0.00	0.00			10,300
2301-542-P0004-53000	LANDSCAPING - PROP MAINT SVC	10,576	16,717	15,222	16,717	6,500	6,500
BUDGET DETAIL							
BUDGET CODE	DESCRIPTION		UNITS	PRICE			AMOUNT
ADOPTED-PRT	BACKFLOW CERTIFICATION/REPAIRS		0.00	0.00			1,000
ADOPTED-PRT	IRRIGATION SUPPLIES		0.00	0.00			200
ADOPTED-PRT	NON LANDSCAPE REPAIRS		0.00	0.00			200
ADOPTED-PRT	PEST MANAGEMENT PROGRAM		0.00	0.00			100
ADOPTED-PRT	TREE TRIMMING		0.00	0.00			5,000
2301-542-P0004-54010	LANDSCAPING - ELECTRICITY	199	500	81	250	250	250
BUDGET DETAIL							
BUDGET CODE	DESCRIPTION		UNITS	PRICE			AMOUNT
ADOPTED-PRT	ELECTRICITY		0.00	0.00			250
2301-542-P0004-54030	LANDSCAPING - WATER & SEWAGE	1,252	1,365	955	1,000	1,365	1,365
BUDGET DETAIL							
BUDGET CODE	DESCRIPTION		UNITS	PRICE			AMOUNT
ADOPTED-PRT	WATER		0.00	0.00			1,365
2301-542-P0004-56100	LANDSCAPING - COST PLAN CHRG	3,808	3,786	3,786	3,786	4,017	4,017
	Fund: 2301 - 84-2 PECAN AVE T2851 Total:	**18,135**	**25,271**	**22,145**	**24,656**	**25,740**	**25,917**
Fund: 2302 - 84-2 STEEPLE HILL T2865							
2302-542-P0004-50020	LANDSCAPING - SALARIES (FT)	3,400	3,591	3,178	3,591	4,923	5,268
2302-542-P0004-50100	LANDSCAPING - BILINGUAL PAY	10	10	10	10	10	10
2302-542-P0004-50110	LANDSCAPING - LONGEVITY PAY	29	35	29	35	30	33
2302-542-P0004-50120	LANDSCAPING - UNIFORM ALLOW	3	5	3	5	5	5
2302-542-P0004-50200	LANDSCAPING - MEDICAL HLTH INSUR	821	884	840	884	1,706	1,706
2302-542-P0004-50210	LANDSCAPING - DENTAL INSUR	57	54	49	54	100	100
2302-542-P0004-50220	LANDSCAPING - VISION INSUR	9	12	9	12	18	18

Expense Budget Worksheet

Fund: 2302 - 84-2 STEEPLE HILL T2865		2021-2022 Actual	2022-2023 Budget	2022-2023 YTD Actual	Defined Budgets 2022-2023 CY Estimate	2023-2024 Recommended	2023-2024 Adopted-PRT
2302-542-P0004-50230	LANDSCAPING - ST/LT DISABILITY INSUR	10	20	18	20	26	29
2302-542-P0004-50240	LANDSCAPING - EMPLOYEE ASST PROGR	0	0	0	0	0	0
2302-542-P0004-50250	LANDSCAPING - WORKERS COMP INSUR	75	87	87	87	120	120
2302-542-P0004-50270	LANDSCAPING - TERM LIFE INSUR	5	6	4	6	9	9
2302-542-P0004-50300	LANDSCAPING - PERS CONTRIBUTIONS	523	609	573	609	635	679
2302-542-P0004-50320	LANDSCAPING - FT DEFER COMP	70	79	67	79	102	110
2302-542-P0004-50400	LANDSCAPING - MEDICARE	50	56	47	56	77	81
2302-542-P0004-50500	LANDSCAPING - AUTO ALLOWANCE	18	18	18	18	13	13
2302-542-P0004-50510	LANDSCAPING - CELLULAR PHONES/ALLOW	5	5	4	5	4	4
2302-542-P0004-51000	LANDSCAPING - CONTRACTUAL SVC	144	500	0	0	24,590	24,590
BUDGET DETAIL							
BUDGET CODE	DESCRIPTION		UNITS	PRICE			AMOUNT
ADOPTED-PRT	ARBORIST		0.00	0.00			500
ADOPTED-PRT	LANDSCAPE CONTRACT		0.00	0.00			24,090
2302-542-P0004-53000	LANDSCAPING - PROP MAINT SVC	32,445	45,590	38,342	45,590	21,500	21,500
BUDGET DETAIL							
BUDGET CODE	DESCRIPTION		UNITS	PRICE			AMOUNT
ADOPTED-PRT	BACKFLOW CERTIFICATION/REPAIRS		0.00	0.00			2,000
ADOPTED-PRT	GENERAL REPAIRS		0.00	0.00			4,500
ADOPTED-PRT	IRRIGATION SUPPLIES		0.00	0.00			5,000
ADOPTED-PRT	PEST MANAGEMENT PROGRAM		0.00	0.00			500
ADOPTED-PRT	TREE PLANTING		0.00	0.00			1,500
ADOPTED-PRT	TREE TRIMMING		0.00	0.00			8,000
2302-542-P0004-54010	LANDSCAPING - ELECTRICITY	490	650	229	650	650	650
BUDGET DETAIL							
BUDGET CODE	DESCRIPTION		UNITS	PRICE			AMOUNT
ADOPTED-PRT	ELECTRICITY		0.00	0.00			650
2302-542-P0004-54030	LANDSCAPING - WATER & SEWAGE	25,578	28,550	13,873	20,000	28,550	28,550
BUDGET DETAIL							
BUDGET CODE	DESCRIPTION		UNITS	PRICE			AMOUNT
ADOPTED-PRT	WATER		0.00	0.00			28,550

Expense Budget Worksheet

Fund: 2302 - 84-2 STEEPLE HILL T2865		2021-2022 Actual	2022-2023 Budget	2022-2023 YTD Actual	Defined Budgets 2022-2023 CY Estimate	2023-2024 Recommended	2023-2024 Adopted-PRT
2302-542-P0004-56100	LANDSCAPING - COST PLAN CHRG	8,976	8,923	8,923	8,923	9,468	9,468
	Fund: 2302 - 84-2 STEEPLE HILL T2865 Total:	**72,719**	**89,684**	**66,308**	**80,634**	**92,536**	**92,943**
Fund: 2303 - 84-2 BUTTERCREEK T3032							
2303-542-P0004-50020	LANDSCAPING - SALARIES (FT)	95	101	88	101	147	158
2303-542-P0004-50100	LANDSCAPING - BILINGUAL PAY	0	0	0	0	0	0
2303-542-P0004-50110	LANDSCAPING - LONGEVITY PAY	1	1	0	1	1	1
2303-542-P0004-50200	LANDSCAPING - MEDICAL HLTH INSUR	23	27	23	27	52	52
2303-542-P0004-50210	LANDSCAPING - DENTAL INSUR	1	1	0	1	2	2
2303-542-P0004-50230	LANDSCAPING - ST/LT DISABILITY INSUR	0	0	0	0	0	0
2303-542-P0004-50250	LANDSCAPING - WORKERS COMP INSUR	2	2	2	2	3	3
2303-542-P0004-50300	LANDSCAPING - PERS CONTRIBUTIONS	12	18	13	18	19	20
2303-542-P0004-50320	LANDSCAPING - FT DEFER COMP	0	3	0	3	3	4
2303-542-P0004-50400	LANDSCAPING - MEDICARE	0	1	0	1	2	2
2303-542-P0004-50500	LANDSCAPING - AUTO ALLOWANCE	0	0	0	0	0	0
2303-542-P0004-50510	LANDSCAPING - CELLULAR PHONES/ALLOW	0	0	0	0	0	0
2303-542-P0004-51000	LANDSCAPING - CONTRACTUAL SVC	0	41	0	41	744	744
BUDGET DETAIL							
BUDGET CODE	DESCRIPTION		UNITS	PRICE			AMOUNT
ADOPTED-PRT	LANDSCAPE CONTRACT		0.00	0.00			744
2303-542-P0004-53000	LANDSCAPING - PROP MAINT SVC	657	1,994	1,864	1,994	1,250	1,250
BUDGET DETAIL							
BUDGET CODE	DESCRIPTION		UNITS	PRICE			AMOUNT
ADOPTED-PRT	BACKFLOW CERTIFICATION/REPAIR		0.00	0.00			250
ADOPTED-PRT	GENERAL MAINTENANCE		0.00	0.00			100
ADOPTED-PRT	IRRIGATION SUPPLIES		0.00	0.00			300
ADOPTED-PRT	PEST MANAGEMENT PROGRAM		0.00	0.00			100
ADOPTED-PRT	TREE TRIMMING		0.00	0.00			500
2303-542-P0004-54030	LANDSCAPING - WATER & SEWAGE	1,684	3,000	1,659	1,800	3,000	3,000
BUDGET DETAIL							
BUDGET CODE	DESCRIPTION		UNITS	PRICE			AMOUNT
ADOPTED-PRT	WATER		0.00	0.00			3,000

Expense Budget Worksheet

Fund: 2303 - 84-2 BUTTERCREEK T3032		2021-2022 Actual	2022-2023 Budget	2022-2023 YTD Actual	Defined Budgets 2022-2023 CY Estimate	2023-2024 Recommended	2023-2024 Adopted-PRT
2303-542-P0004-56100	LANDSCAPING - COST PLAN CHRG	272	270	270	270	287	287
	Fund: 2303 - 84-2 BUTTERCREEK T3032 Total:	**2,748**	**5,459**	**3,923**	**4,259**	**5,510**	**5,523**
Fund: 2304 - 84-2 WILLIAMS RANCH T3274							
2304-542-P0004-50020	LANDSCAPING - SALARIES (FT)	525	555	489	555	744	797
2304-542-P0004-50100	LANDSCAPING - BILINGUAL PAY	2	2	1	2	1	1
2304-542-P0004-50110	LANDSCAPING - LONGEVITY PAY	4	6	4	6	4	5
2304-542-P0004-50120	LANDSCAPING - UNIFORM ALLOW	1	1	0	1	1	1
2304-542-P0004-50200	LANDSCAPING - MEDICAL HLTH INSUR	125	137	127	137	260	260
2304-542-P0004-50210	LANDSCAPING - DENTAL INSUR	8	8	6	8	15	15
2304-542-P0004-50220	LANDSCAPING - VISION INSUR	0	1	0	1	2	2
2304-542-P0004-50230	LANDSCAPING - ST/LT DISABILITY INSUR	2	3	2	3	4	4
2304-542-P0004-50250	LANDSCAPING - WORKERS COMP INSUR	12	13	13	13	18	18
2304-542-P0004-50270	LANDSCAPING - TERM LIFE INSUR	0	0	0	0	0	0
2304-542-P0004-50300	LANDSCAPING - PERS CONTRIBUTIONS	76	92	85	92	95	102
2304-542-P0004-50320	LANDSCAPING - FT DEFER COMP	10	13	8	13	16	18
2304-542-P0004-50400	LANDSCAPING - MEDICARE	9	8	8	8	12	13
2304-542-P0004-50500	LANDSCAPING - AUTO ALLOWANCE	3	3	2	3	2	2
2304-542-P0004-50510	LANDSCAPING - CELLULAR PHONES/ALLOW	1	1	0	1	0	0
2304-542-P0004-51000	LANDSCAPING - CONTRACTUAL SVC	0	207	0	207	3,650	3,650
BUDGET DETAIL							
BUDGET CODE	DESCRIPTION		UNITS	PRICE			AMOUNT
ADOPTED-PRT	LANDSCAPE CONTRACT		0.00	0.00			3,650
2304-542-P0004-53000	LANDSCAPING - PROP MAINT SVC	4,033	5,049	3,648	5,049	1,400	1,400
BUDGET DETAIL							
BUDGET CODE	DESCRIPTION		UNITS	PRICE			AMOUNT
ADOPTED-PRT	BACKFLOW CERTIFICATION/REPAIRS		0.00	0.00			400
ADOPTED-PRT	GENERAL REPAIRS		0.00	0.00			200
ADOPTED-PRT	IRRIGATION SUPPLIES		0.00	0.00			200
ADOPTED-PRT	PEST MANAGEMENT PROGRAM		0.00	0.00			100
ADOPTED-PRT	TREE TRIMMING		0.00	0.00			500
2304-542-P0004-54010	LANDSCAPING - ELECTRICITY	154	350	68	200	250	250

Expense Budget Worksheet

Fund: 2304 - 84-2 WILLIAMS RANCH T3274		2021-2022 Actual	2022-2023 Budget	2022-2023 YTD Actual	Defined Budgets 2022-2023 CY Estimate	2023-2024 Recommended	2023-2024 Adopted-PRT
BUDGET DETAIL							
BUDGET CODE	DESCRIPTION		UNITS	PRICE			AMOUNT
ADOPTED-PRT	ELECTRICITY		0.00	0.00			250
2304-542-P0004-54030	LANDSCAPING - WATER & SEWAGE	416	750	535	400	650	650
BUDGET DETAIL							
BUDGET CODE	DESCRIPTION		UNITS	PRICE			AMOUNT
ADOPTED-PRT	WATER		0.00	0.00			650
2304-542-P0004-56100	LANDSCAPING - COST PLAN CHRG	1,360	1,352	1,352	1,352	1,434	1,434
	Fund: 2304 - 84-2 WILLIAMS RANCH T3274 Total:	**6,739**	**8,551**	**6,356**	**8,051**	**8,558**	**8,622**
Fund: 2305 - 84-2 PHEASANT T3019/3525							
2305-542-P0004-50020	LANDSCAPING - SALARIES (FT)	4,633	4,894	4,328	4,894	6,680	7,148
2305-542-P0004-50100	LANDSCAPING - BILINGUAL PAY	14	14	13	14	13	13
2305-542-P0004-50110	LANDSCAPING - LONGEVITY PAY	39	47	39	47	40	43
2305-542-P0004-50120	LANDSCAPING - UNIFORM ALLOW	4	7	4	7	7	7
2305-542-P0004-50200	LANDSCAPING - MEDICAL HLTH INSUR	1,121	1,205	1,146	1,205	2,321	2,321
2305-542-P0004-50210	LANDSCAPING - DENTAL INSUR	79	74	65	74	137	137
2305-542-P0004-50220	LANDSCAPING - VISION INSUR	13	14	13	14	26	26
2305-542-P0004-50230	LANDSCAPING - ST/LT DISABILITY INSUR	14	26	24	26	36	38
2305-542-P0004-50240	LANDSCAPING - EMPLOYEE ASST PROGR	0	0	0	0	0	0
2305-542-P0004-50250	LANDSCAPING - WORKERS COMP INSUR	103	120	120	120	163	164
2305-542-P0004-50270	LANDSCAPING - TERM LIFE INSUR	6	8	6	8	13	13
2305-542-P0004-50300	LANDSCAPING - PERS CONTRIBUTIONS	717	829	783	829	859	918
2305-542-P0004-50320	LANDSCAPING - FT DEFER COMP	97	105	91	105	139	149
2305-542-P0004-50400	LANDSCAPING - MEDICARE	71	76	67	76	104	111
2305-542-P0004-50500	LANDSCAPING - AUTO ALLOWANCE	25	25	24	25	18	18
2305-542-P0004-50510	LANDSCAPING - CELLULAR PHONES/ALLOW	7	7	6	7	5	5
2305-542-P0004-51000	LANDSCAPING - CONTRACTUAL SVC	431	1,859	0	0	30,540	30,540
BUDGET DETAIL							
BUDGET CODE	DESCRIPTION		UNITS	PRICE			AMOUNT
ADOPTED-PRT	LANDSCAPE CONTRACT		0.00	0.00			30,540

Expense Budget Worksheet

Fund: 2305 - 84-2 PHEASANT T3019/3525		2021-2022 Actual	2022-2023 Budget	2022-2023 YTD Actual	Defined Budgets 2022-2023 CY Estimate	2023-2024 Recommended	2023-2024 Adopted-PRT
2305-542-P0004-53000	LANDSCAPING - PROP MAINT SVC	29,607	42,038	33,060	42,038	11,500	11,500
BUDGET DETAIL							
BUDGET CODE	DESCRIPTION		UNITS	PRICE			AMOUNT
ADOPTED-PRT	BACKFLOW CERTIFICATION/REPAIRS		0.00	0.00			1,000
ADOPTED-PRT	GENERAL REPAIRS		0.00	0.00			1,000
ADOPTED-PRT	IRRIGATION SUPPLIES		0.00	0.00			1,500
ADOPTED-PRT	PEST MANAGEMENT PROGRAM		0.00	0.00			500
ADOPTED-PRT	TREE TRIMMING		0.00	0.00			7,500
2305-542-P0004-54010	LANDSCAPING - ELECTRICITY	159	400	72	200	300	300
BUDGET DETAIL							
BUDGET CODE	DESCRIPTION		UNITS	PRICE			AMOUNT
ADOPTED-PRT	ELECTRICITY		0.00	0.00			300
2305-542-P0004-54030	LANDSCAPING - WATER & SEWAGE	22,536	28,550	13,644	20,000	28,550	28,550
BUDGET DETAIL							
BUDGET CODE	DESCRIPTION		UNITS	PRICE			AMOUNT
ADOPTED-PRT	WATER		0.00	0.00			28,550
2305-542-P0004-56100	LANDSCAPING - COST PLAN CHRG	12,240	12,168	12,168	12,168	12,910	12,910
	Fund: 2305 - 84-2 PHEASANT T3019/3525 Total:	**71,915**	**92,466**	**65,681**	**81,857**	**94,361**	**94,911**
Fund: 2306 - 84-2 INGLEWOOD ST T3306							
2306-542-P0004-50020	LANDSCAPING - SALARIES (FT)	15	16	12	16	29	31
2306-542-P0004-50110	LANDSCAPING - LONGEVITY PAY	0	0	0	0	0	0
2306-542-P0004-50200	LANDSCAPING - MEDICAL HLTH INSUR	4	5	4	5	12	12
2306-542-P0004-50230	LANDSCAPING - ST/LT DISABILITY INSUR	0	0	0	0	0	0
2306-542-P0004-50300	LANDSCAPING - PERS CONTRIBUTIONS	0	3	0	3	3	4
2306-542-P0004-50320	LANDSCAPING - FT DEFER COMP	0	0	0	0	0	0
2306-542-P0004-51000	LANDSCAPING - CONTRACTUAL SVC	0	12	0	12	250	250
BUDGET DETAIL							
BUDGET CODE	DESCRIPTION		UNITS	PRICE			AMOUNT
ADOPTED-PRT	LANDSCAPE CONTRACT		0.00	0.00			250
2306-542-P0004-53000	LANDSCAPING - PROP MAINT SVC	281	949	248	949	700	700

Expense Budget Worksheet

Fund: 2306 - 84-2 INGLEWOOD ST T3306		2021-2022 Actual	2022-2023 Budget	2022-2023 YTD Actual	Defined Budgets 2022-2023 CY Estimate	2023-2024 Recommended	2023-2024 Adopted-PRT
BUDGET DETAIL							
BUDGET CODE	DESCRIPTION		UNITS	PRICE			AMOUNT
ADOPTED-PRT	BACKFLOW CERTIFICATION/REPAIRS		0.00	0.00			250
ADOPTED-PRT	IRRIGATION SUPPLIES		0.00	0.00			200
ADOPTED-PRT	PEST MANAGEMENT PROGRAM		0.00	0.00			50
ADOPTED-PRT	TREE TRIMMING		0.00	0.00			200
2306-542-P0004-54010	LANDSCAPING - ELECTRICITY	154	250	63	250	250	250
BUDGET DETAIL							
BUDGET CODE	DESCRIPTION		UNITS	PRICE			AMOUNT
ADOPTED-PRT	ELECTRICITY		0.00	0.00			250
2306-542-P0004-54030	LANDSCAPING - WATER & SEWAGE	559	600	373	500	600	600
BUDGET DETAIL							
BUDGET CODE	DESCRIPTION		UNITS	PRICE			AMOUNT
ADOPTED-PRT	WATER		0.00	0.00			600
2306-542-P0004-56100	LANDSCAPING - COST PLAN CHRG	82	81	81	81	86	86
	Fund: 2306 - 84-2 INGLEWOOD ST T3306 Total:	**1,095**	**1,916**	**783**	**1,816**	**1,930**	**1,933**
Fund: 2307 - 84-2 LA AVE & GABBERT RD							
2307-542-P0004-50020	LANDSCAPING - SALARIES (FT)	838	885	784	885	1,197	1,282
2307-542-P0004-50100	LANDSCAPING - BILINGUAL PAY	3	2	2	2	2	2
2307-542-P0004-50110	LANDSCAPING - LONGEVITY PAY	7	8	7	8	8	8
2307-542-P0004-50120	LANDSCAPING - UNIFORM ALLOW	1	1	0	1	1	1
2307-542-P0004-50200	LANDSCAPING - MEDICAL HLTH INSUR	202	218	208	218	414	414
2307-542-P0004-50210	LANDSCAPING - DENTAL INSUR	15	13	12	13	24	24
2307-542-P0004-50220	LANDSCAPING - VISION INSUR	1	2	1	2	4	4
2307-542-P0004-50230	LANDSCAPING - ST/LT DISABILITY INSUR	2	3	4	3	5	6
2307-542-P0004-50250	LANDSCAPING - WORKERS COMP INSUR	18	22	22	22	30	30
2307-542-P0004-50270	LANDSCAPING - TERM LIFE INSUR	0	0	0	0	2	2
2307-542-P0004-50300	LANDSCAPING - PERS CONTRIBUTIONS	124	150	135	150	155	166
2307-542-P0004-50320	LANDSCAPING - FT DEFER COMP	14	18	14	18	24	27
2307-542-P0004-50400	LANDSCAPING - MEDICARE	11	14	9	14	19	19
2307-542-P0004-50500	LANDSCAPING - AUTO ALLOWANCE	4	4	4	4	3	3

Expense Budget Worksheet

Fund: 2307 - 84-2 LA AVE & GABBERT RD		2021-2022 Actual	2022-2023 Budget	2022-2023 YTD Actual	Defined Budgets 2022-2023 CY Estimate	2023-2024 Recommended	2023-2024 Adopted-PRT
2307-542-P0004-50510	LANDSCAPING - CELLULAR PHONES/ALLOW	1	1	1	1	1	1
2307-542-P0004-51000	LANDSCAPING - CONTRACTUAL SVC	0	331	0	331	5,868	5,868
BUDGET DETAIL							
BUDGET CODE	DESCRIPTION		UNITS	PRICE			AMOUNT
ADOPTED-PRT	LANDSCAPE CONTRACT		0.00	0.00			5,868
2307-542-P0004-53000	LANDSCAPING - PROP MAINT SVC	5,655	14,219	5,868	14,219	8,350	8,350
BUDGET DETAIL							
BUDGET CODE	DESCRIPTION		UNITS	PRICE			AMOUNT
ADOPTED-PRT	BACKFLOW CERTIFICATION/REPAIRS		0.00	0.00			250
ADOPTED-PRT	IRRIGATION SUPPLIES		0.00	0.00			500
ADOPTED-PRT	PEST MANAGEMENT PROGRAM		0.00	0.00			100
ADOPTED-PRT	PLANTING IMPROVEMENTS		0.00	0.00			2,500
ADOPTED-PRT	TREE TRIMMING		0.00	0.00			5,000
2307-542-P0004-54010	LANDSCAPING - ELECTRICITY	292	600	120	300	400	400
BUDGET DETAIL							
BUDGET CODE	DESCRIPTION		UNITS	PRICE			AMOUNT
ADOPTED-PRT	ELECTRICITY		0.00	0.00			400
2307-542-P0004-54030	LANDSCAPING - WATER & SEWAGE	1,946	3,500	794	2,000	2,500	2,500
BUDGET DETAIL							
BUDGET CODE	DESCRIPTION		UNITS	PRICE			AMOUNT
ADOPTED-PRT	WATER		0.00	0.00			2,500
2307-542-P0004-56100	LANDSCAPING - COST PLAN CHRG	2,176	2,163	2,163	2,163	2,295	2,295
	Fund: 2307 - 84-2 LA AVE & GABBERT RD Total:	**11,310**	**22,154**	**10,155**	**20,354**	**21,302**	**21,402**
Fund: 2308 - 84-2 HOMES ACRES BUFFER							
2308-542-P0004-50020	LANDSCAPING - SALARIES (FT)	1,444	1,527	1,351	1,527	2,092	2,238
2308-542-P0004-50100	LANDSCAPING - BILINGUAL PAY	4	4	4	4	4	4
2308-542-P0004-50110	LANDSCAPING - LONGEVITY PAY	12	15	12	15	12	14
2308-542-P0004-50120	LANDSCAPING - UNIFORM ALLOW	1	2	1	2	2	2
2308-542-P0004-50200	LANDSCAPING - MEDICAL HLTH INSUR	349	375	356	375	727	727
2308-542-P0004-50210	LANDSCAPING - DENTAL INSUR	25	24	21	24	43	43
2308-542-P0004-50220	LANDSCAPING - VISION INSUR	4	4	3	4	8	8
2308-542-P0004-50230	LANDSCAPING - ST/LT DISABILITY INSUR	4	8	7	8	12	13

Expense Budget Worksheet

Fund: 2308 - 84-2 HOMES ACRES BUFFER		2021-2022 Actual	2022-2023 Budget	2022-2023 YTD Actual	Defined Budgets 2022-2023 CY Estimate	2023-2024 Recommended	2023-2024 Adopted-PRT
2308-542-P0004-50250	LANDSCAPING - WORKERS COMP INSUR	32	38	38	38	53	53
2308-542-P0004-50270	LANDSCAPING - TERM LIFE INSUR	1	3	1	3	4	4
2308-542-P0004-50300	LANDSCAPING - PERS CONTRIBUTIONS	221	259	242	259	268	289
2308-542-P0004-50320	LANDSCAPING - FT DEFER COMP	29	32	28	32	44	47
2308-542-P0004-50400	LANDSCAPING - MEDICARE	20	24	19	24	32	36
2308-542-P0004-50500	LANDSCAPING - AUTO ALLOWANCE	8	8	7	8	6	6
2308-542-P0004-50510	LANDSCAPING - CELLULAR PHONES/ALLOW	2	2	2	2	1	1
2308-542-P0004-51000	LANDSCAPING - CONTRACTUAL SVC	6,522	7,380	7,235	7,332	14,100	14,100
BUDGET DETAIL							
BUDGET CODE	DESCRIPTION		UNITS	PRICE			AMOUNT
ADOPTED-PRT	LANDSCAPE CONTRACT		0.00	0.00			7,020
ADOPTED-PRT	SECURITY SERVICES		0.00	0.00			7,080
2308-542-P0004-53000	LANDSCAPING - PROP MAINT SVC	6,387	13,747	7,081	14,047	7,500	7,500
BUDGET DETAIL							
BUDGET CODE	DESCRIPTION		UNITS	PRICE			AMOUNT
ADOPTED-PRT	FENCING REPAIRS		0.00	0.00			4,500
ADOPTED-PRT	GENERAL REPAIRS		0.00	0.00			250
ADOPTED-PRT	IRRIGATION SUPPLIES		0.00	0.00			500
ADOPTED-PRT	PEST MANAGEMENT PROGRAM		0.00	0.00			250
ADOPTED-PRT	TREE TRIMMING		0.00	0.00			2,000
2308-542-P0004-54010	LANDSCAPING - ELECTRICITY	622	800	427	700	800	800
BUDGET DETAIL							
BUDGET CODE	DESCRIPTION		UNITS	PRICE			AMOUNT
ADOPTED-PRT	ELECTRICITY		0.00	0.00			800
2308-542-P0004-54030	LANDSCAPING - WATER & SEWAGE	2,672	3,250	1,827	2,500	3,250	3,250
BUDGET DETAIL							
BUDGET CODE	DESCRIPTION		UNITS	PRICE			AMOUNT
ADOPTED-PRT	WATER		0.00	0.00			3,250
2308-542-P0004-56100	LANDSCAPING - COST PLAN CHRG	3,808	3,786	3,786	3,786	4,017	4,017
	Fund: 2308 - 84-2 HOMES ACRES BUFFER Total:	**22,169**	**31,288**	**22,457**	**30,690**	**32,975**	**33,152**
Fund: 2309 - 84-2 CONDOR DRIVE							
2309-542-P0004-50020	LANDSCAPING - SALARIES (FT)	407	432	380	432	597	639

Expense Budget Worksheet

Fund: 2309 - 84-2 CONDOR DRIVE		2021-2022 Actual	2022-2023 Budget	2022-2023 YTD Actual	Defined Budgets 2022-2023 CY Estimate	2023-2024 Recommended	2023-2024 Adopted-PRT
2309-542-P0004-50100	LANDSCAPING - BILINGUAL PAY	1	1	1	1	1	1
2309-542-P0004-50110	LANDSCAPING - LONGEVITY PAY	3	4	3	4	3	3
2309-542-P0004-50120	LANDSCAPING - UNIFORM ALLOW	0	1	0	1	1	1
2309-542-P0004-50200	LANDSCAPING - MEDICAL HLTH INSUR	98	107	99	107	209	209
2309-542-P0004-50210	LANDSCAPING - DENTAL INSUR	6	7	5	7	13	13
2309-542-P0004-50220	LANDSCAPING - VISION INSUR	0	1	0	1	2	2
2309-542-P0004-50230	LANDSCAPING - ST/LT DISABILITY INSUR	1	3	2	3	3	3
2309-542-P0004-50250	LANDSCAPING - WORKERS COMP INSUR	10	11	11	11	14	15
2309-542-P0004-50270	LANDSCAPING - TERM LIFE INSUR	0	0	0	0	0	0
2309-542-P0004-50300	LANDSCAPING - PERS CONTRIBUTIONS	63	72	66	72	76	80
2309-542-P0004-50320	LANDSCAPING - FT DEFER COMP	9	10	8	10	13	13
2309-542-P0004-50400	LANDSCAPING - MEDICARE	6	7	5	7	10	10
2309-542-P0004-50500	LANDSCAPING - AUTO ALLOWANCE	2	2	2	2	1	1
2309-542-P0004-50510	LANDSCAPING - CELLULAR PHONES/ALLOW	1	1	0	1	0	0
2309-542-P0004-51000	LANDSCAPING - CONTRACTUAL SVC	0	165	0	165	2,940	2,940
BUDGET DETAIL							
BUDGET CODE	DESCRIPTION		UNITS	PRICE			AMOUNT
ADOPTED-PRT	LANDSCAPE CONTRACT		0.00	0.00			2,940
2309-542-P0004-53000	LANDSCAPING - PROP MAINT SVC	2,580	4,287	2,936	4,287	1,350	1,350
BUDGET DETAIL							
BUDGET CODE	DESCRIPTION		UNITS	PRICE			AMOUNT
ADOPTED-PRT	BACKFLOW CERTIFICATION/REPAIRS		0.00	0.00			450
ADOPTED-PRT	GENERAL REPAIRS		0.00	0.00			100
ADOPTED-PRT	IRRIGATION SUPPLIES		0.00	0.00			150
ADOPTED-PRT	PEST MANAGEMENT PROGRAM		0.00	0.00			150
ADOPTED-PRT	TREE TRIMMING		0.00	0.00			500
2309-542-P0004-54010	LANDSCAPING - ELECTRICITY	23	100	10	50	100	100
BUDGET DETAIL							
BUDGET CODE	DESCRIPTION		UNITS	PRICE			AMOUNT
ADOPTED-PRT	ELECTRICITY		0.00	0.00			100
2309-542-P0004-54030	LANDSCAPING - WATER & SEWAGE	1,398	1,250	657	1,250	1,500	1,500

Expense Budget Worksheet

Fund: 2309 - 84-2 CONDOR DRIVE		2021-2022 Actual	2022-2023 Budget	2022-2023 YTD Actual	Defined Budgets 2022-2023 CY Estimate	2023-2024 Recommended	2023-2024 Adopted-PRT
BUDGET DETAIL							
BUDGET CODE	DESCRIPTION		UNITS	PRICE			AMOUNT
ADOPTED-PRT	WATER		0.00	0.00			1,500
2309-542-P0004-56100	LANDSCAPING - COST PLAN CHRG	1,088	1,082	1,082	1,082	1,148	1,148
	Fund: 2309 - 84-2 CONDOR DRIVE Total:	**5,697**	**7,543**	**5,272**	**7,493**	**7,981**	**8,028**
Fund: 2310 - 84-2 MTN MEADOWS PC3							
2310-542-P0004-50020	LANDSCAPING - SALARIES (FT)	17,474	18,464	16,341	18,464	25,243	27,011
2310-542-P0004-50100	LANDSCAPING - BILINGUAL PAY	52	52	52	52	51	51
2310-542-P0004-50110	LANDSCAPING - LONGEVITY PAY	146	179	151	179	154	165
2310-542-P0004-50120	LANDSCAPING - UNIFORM ALLOW	16	28	15	28	27	27
2310-542-P0004-50200	LANDSCAPING - MEDICAL HLTH INSUR	4,229	4,544	4,325	4,544	8,760	8,760
2310-542-P0004-50210	LANDSCAPING - DENTAL INSUR	298	278	249	278	513	513
2310-542-P0004-50220	LANDSCAPING - VISION INSUR	49	56	49	56	100	100
2310-542-P0004-50230	LANDSCAPING - ST/LT DISABILITY INSUR	52	100	92	100	136	146
2310-542-P0004-50240	LANDSCAPING - EMPLOYEE ASST PROGR	3	0	0	0	0	0
2310-542-P0004-50250	LANDSCAPING - WORKERS COMP INSUR	388	451	451	451	615	621
2310-542-P0004-50270	LANDSCAPING - TERM LIFE INSUR	31	31	29	31	49	49
2310-542-P0004-50300	LANDSCAPING - PERS CONTRIBUTIONS	2,702	3,128	2,960	3,128	3,253	3,478
2310-542-P0004-50320	LANDSCAPING - FT DEFER COMP	362	399	345	399	525	562
2310-542-P0004-50400	LANDSCAPING - MEDICARE	268	286	250	286	393	418
2310-542-P0004-50500	LANDSCAPING - AUTO ALLOWANCE	93	93	93	93	68	68
2310-542-P0004-50510	LANDSCAPING - CELLULAR PHONES/ALLOW	25	24	24	24	18	18
2310-542-P0004-51000	LANDSCAPING - CONTRACTUAL SVC	867	1,000	597	1,000	53,645	53,645
BUDGET DETAIL							
BUDGET CODE	DESCRIPTION		UNITS	PRICE			AMOUNT
ADOPTED-PRT	ARBORIST		0.00	0.00			1,000
ADOPTED-PRT	LANDSCAPE CONTRACT		0.00	0.00			52,645
2310-542-P0004-53000	LANDSCAPING - PROP MAINT SVC	86,665	99,494	84,546	99,494	46,500	46,500
BUDGET DETAIL							
BUDGET CODE	DESCRIPTION		UNITS	PRICE			AMOUNT
ADOPTED-PRT	BACKFLOW CERTIFICATION/REPAIRS		0.00	0.00			3,500

Expense Budget Worksheet

Fund: 2310 - 84-2 MTN MEADOWS PC3		2021-2022 Actual	2022-2023 Budget	2022-2023 YTD Actual	Defined Budgets 2022-2023 CY Estimate	2023-2024 Recommended	2023-2024 Adopted-PRT
ADOPTED-PRT	FIRE DEPT BRUSH CLEARANCE		0.00	0.00			10,000
ADOPTED-PRT	GENERAL MAINTENANCE		0.00	0.00			4,000
ADOPTED-PRT	IRRIGATION SUPPLIES		0.00	0.00			3,000
ADOPTED-PRT	PEST MANAGEMENT PROGRAM		0.00	0.00			1,000
ADOPTED-PRT	TREE TRIMMING		0.00	0.00			25,000
2310-542-P0004-54010	LANDSCAPING - ELECTRICITY	827	1,500	384	1,000	1,500	1,500
BUDGET DETAIL							
BUDGET CODE	DESCRIPTION		UNITS	PRICE			AMOUNT
ADOPTED-PRT	ELECTRICITY		0.00	0.00			1,500
2310-542-P0004-54030	LANDSCAPING - WATER & SEWAGE	51,405	68,250	41,320	50,000	68,250	68,250
BUDGET DETAIL							
BUDGET CODE	DESCRIPTION		UNITS	PRICE			AMOUNT
ADOPTED-PRT	WATER		0.00	0.00			68,250
2310-542-P0004-56100	LANDSCAPING - COST PLAN CHRG	46,239	45,968	45,968	45,968	48,772	48,772
	Fund: 2310 - 84-2 MTN MEADOWS PC3 Total:	**212,191**	**244,325**	**198,248**	**225,575**	**258,572**	**260,654**
Fund: 2311 - 84-2 ALYSSAS COURT T4174							
2311-542-P0004-50020	LANDSCAPING - SALARIES (FT)	95	101	88	101	147	158
2311-542-P0004-50100	LANDSCAPING - BILINGUAL PAY	0	0	0	0	0	0
2311-542-P0004-50110	LANDSCAPING - LONGEVITY PAY	1	1	0	1	1	1
2311-542-P0004-50200	LANDSCAPING - MEDICAL HLTH INSUR	23	27	23	27	52	52
2311-542-P0004-50210	LANDSCAPING - DENTAL INSUR	1	1	0	1	2	2
2311-542-P0004-50230	LANDSCAPING - ST/LT DISABILITY INSUR	0	0	0	0	0	0
2311-542-P0004-50250	LANDSCAPING - WORKERS COMP INSUR	2	2	2	2	3	3
2311-542-P0004-50300	LANDSCAPING - PERS CONTRIBUTIONS	12	18	13	18	19	20
2311-542-P0004-50320	LANDSCAPING - FT DEFER COMP	0	3	0	3	3	4
2311-542-P0004-50400	LANDSCAPING - MEDICARE	0	1	0	1	2	2
2311-542-P0004-50500	LANDSCAPING - AUTO ALLOWANCE	0	0	0	0	0	0
2311-542-P0004-50510	LANDSCAPING - CELLULAR PHONES/ALLOW	0	0	0	0	0	0
2311-542-P0004-51000	LANDSCAPING - CONTRACTUAL SVC	0	41	0	41	312	312

Expense Budget Worksheet

Fund: 2311 - 84-2 ALYSSAS COURT T4174		2021-2022 Actual	2022-2023 Budget	2022-2023 YTD Actual	Defined Budgets 2022-2023 CY Estimate	2023-2024 Recommended	2023-2024 Adopted-PRT
BUDGET DETAIL							
BUDGET CODE	DESCRIPTION		UNITS	PRICE			AMOUNT
ADOPTED-PRT	LANDSCAPE CONTRACT		0.00	0.00			312
2311-542-P0004-53000	LANDSCAPING - PROP MAINT SVC	337	812	377	812	500	500
BUDGET DETAIL							
BUDGET CODE	DESCRIPTION		UNITS	PRICE			AMOUNT
ADOPTED-PRT	BACKFLOW CERTIFICATION/REPAIRS		0.00	0.00			250
ADOPTED-PRT	GENERAL REPAIRS		0.00	0.00			100
ADOPTED-PRT	IRRIGATION SUPPLIES		0.00	0.00			150
2311-542-P0004-54010	LANDSCAPING - ELECTRICITY	154	350	68	200	350	350
BUDGET DETAIL							
BUDGET CODE	DESCRIPTION		UNITS	PRICE			AMOUNT
ADOPTED-PRT	ELECTRICITY		0.00	0.00			350
2311-542-P0004-54030	LANDSCAPING - WATER & SEWAGE	257	800	331	250	500	500
BUDGET DETAIL							
BUDGET CODE	DESCRIPTION		UNITS	PRICE			AMOUNT
ADOPTED-PRT	WATER		0.00	0.00			500
2311-542-P0004-56100	LANDSCAPING - COST PLAN CHRG	272	270	270	270	287	287
	Fund: 2311 - 84-2 ALYSSAS COURT T4174 Total:	**1,155**	**2,427**	**1,177**	**1,727**	**2,178**	**2,191**
Fund: 2312 - 84-2 CARLSBERG							
2312-542-P0004-50020	LANDSCAPING - SALARIES (FT)	12,550	13,261	11,735	13,261	18,124	19,393
2312-542-P0004-50100	LANDSCAPING - BILINGUAL PAY	38	37	37	37	36	36
2312-542-P0004-50110	LANDSCAPING - LONGEVITY PAY	105	128	108	128	111	118
2312-542-P0004-50120	LANDSCAPING - UNIFORM ALLOW	12	20	11	20	20	20
2312-542-P0004-50200	LANDSCAPING - MEDICAL HLTH INSUR	3,034	3,262	3,103	3,262	6,290	6,290
2312-542-P0004-50210	LANDSCAPING - DENTAL INSUR	214	200	179	200	369	369
2312-542-P0004-50220	LANDSCAPING - VISION INSUR	35	41	35	41	71	71
2312-542-P0004-50230	LANDSCAPING - ST/LT DISABILITY INSUR	37	71	66	71	97	106
2312-542-P0004-50240	LANDSCAPING - EMPLOYEE ASST PROGR	3	0	0	0	0	0
2312-542-P0004-50250	LANDSCAPING - WORKERS COMP INSUR	279	325	325	325	440	446
2312-542-P0004-50270	LANDSCAPING - TERM LIFE INSUR	22	24	21	24	36	36

Expense Budget Worksheet

Fund: 2312 - 84-2 CARLSBERG		2021-2022 Actual	2022-2023 Budget	2022-2023 YTD Actual	Defined Budgets 2022-2023 CY Estimate	2023-2024 Recommended	2023-2024 Adopted-PRT
2312-542-P0004-50300	LANDSCAPING - PERS CONTRIBUTIONS	1,938	2,246	2,121	2,246	2,336	2,497
2312-542-P0004-50320	LANDSCAPING - FT DEFER COMP	259	285	246	285	377	402
2312-542-P0004-50400	LANDSCAPING - MEDICARE	192	205	179	205	283	301
2312-542-P0004-50500	LANDSCAPING - AUTO ALLOWANCE	67	67	67	67	49	49
2312-542-P0004-50510	LANDSCAPING - CELLULAR PHONES/ALLOW	17	17	17	17	13	13
2312-542-P0004-51000	LANDSCAPING - CONTRACTUAL SVC	10,741	5,041	0	0	57,500	57,500
BUDGET DETAIL							
BUDGET CODE	DESCRIPTION		UNITS	PRICE			AMOUNT
ADOPTED-PRT	LANDSCAPE CONTRACT		0.00	0.00			57,500
2312-542-P0004-53000	LANDSCAPING - PROP MAINT SVC	71,673	88,692	64,392	85,692	41,500	41,500
BUDGET DETAIL							
BUDGET CODE	DESCRIPTION		UNITS	PRICE			AMOUNT
ADOPTED-PRT	GENERAL REPAIRS		0.00	0.00			1,000
ADOPTED-PRT	PARKWAY PLANTING		0.00	0.00			25,000
ADOPTED-PRT	PEST MANAGEMENT PROGRAM		0.00	0.00			500
ADOPTED-PRT	TREE TRIMMING		0.00	0.00			15,000
2312-542-P0004-54010	LANDSCAPING - ELECTRICITY	1,283	2,500	738	1,500	2,500	2,500
BUDGET DETAIL							
BUDGET CODE	DESCRIPTION		UNITS	PRICE			AMOUNT
ADOPTED-PRT	ELECTRICITY		0.00	0.00			2,500
2312-542-P0004-54030	LANDSCAPING - WATER & SEWAGE	66,378	84,000	64,513	60,000	84,000	84,000
BUDGET DETAIL							
BUDGET CODE	DESCRIPTION		UNITS	PRICE			AMOUNT
ADOPTED-PRT	WATER		0.00	0.00			84,000
2312-542-P0004-56100	LANDSCAPING - COST PLAN CHRG	33,183	32,989	32,988	32,989	35,001	35,001
	Fund: 2312 - 84-2 CARLSBERG Total:	**202,062**	**233,411**	**180,888**	**200,370**	**249,153**	**250,648**
Fund: 2314 - SILVER OAK LN							
2314-542-P0004-50020	LANDSCAPING - SALARIES (FT)	294	311	272	311	444	475
2314-542-P0004-50100	LANDSCAPING - BILINGUAL PAY	1	1	1	1	1	1
2314-542-P0004-50110	LANDSCAPING - LONGEVITY PAY	3	3	2	3	3	3
2314-542-P0004-50120	LANDSCAPING - UNIFORM ALLOW	0	0	0	0	0	0

Expense Budget Worksheet

Fund: 2314 - SILVER OAK LN		2021-2022 Actual	2022-2023 Budget	2022-2023 YTD Actual	Defined Budgets 2022-2023 CY Estimate	2023-2024 Recommended	2023-2024 Adopted-PRT
2314-542-P0004-50200	LANDSCAPING - MEDICAL HLTH INSUR	72	78	73	78	155	155
2314-542-P0004-50210	LANDSCAPING - DENTAL INSUR	5	4	3	4	8	8
2314-542-P0004-50220	LANDSCAPING - VISION INSUR	0	0	0	0	1	1
2314-542-P0004-50230	LANDSCAPING - ST/LT DISABILITY INSUR	1	1	1	1	2	2
2314-542-P0004-50250	LANDSCAPING - WORKERS COMP INSUR	6	8	8	8	11	11
2314-542-P0004-50300	LANDSCAPING - PERS CONTRIBUTIONS	39	52	43	52	56	61
2314-542-P0004-50320	LANDSCAPING - FT DEFER COMP	5	6	5	6	9	10
2314-542-P0004-50400	LANDSCAPING - MEDICARE	1	3	0	3	6	7
2314-542-P0004-50500	LANDSCAPING - AUTO ALLOWANCE	2	1	1	1	1	1
2314-542-P0004-50510	LANDSCAPING - CELLULAR PHONES/ALLOW	0	0	0	0	0	0
2314-542-P0004-51000	LANDSCAPING - CONTRACTUAL SVC	0	124	0	124	2,620	2,620
BUDGET DETAIL							
BUDGET CODE	DESCRIPTION		UNITS	PRICE			AMOUNT
ADOPTED-PRT	LANDSCAPE CONTRACT		0.00	0.00			2,620
2314-542-P0004-51080	LANDSCAPING - ADM/COLLECT SVC FEES	6	5	5	5	5	5
2314-542-P0004-53000	LANDSCAPING - PROP MAINT SVC	2,720	8,963	2,677	8,963	1,350	1,350
BUDGET DETAIL							
BUDGET CODE	DESCRIPTION		UNITS	PRICE			AMOUNT
ADOPTED-PRT	GENERAL REPAIRS		0.00	0.00			250
ADOPTED-PRT	IRRIGATION SUPPLIES		0.00	0.00			500
ADOPTED-PRT	PEST MANAGEMENT PROGRAM		0.00	0.00			100
ADOPTED-PRT	TREE TRIMMING		0.00	0.00			500
2314-542-P0004-54010	LANDSCAPING - ELECTRICITY	147	375	61	200	375	375
BUDGET DETAIL							
BUDGET CODE	DESCRIPTION		UNITS	PRICE			AMOUNT
ADOPTED-PRT	ELECTRICITY		0.00	0.00			375
2314-542-P0004-54030	LANDSCAPING - WATER & SEWAGE	492	1,200	337	400	800	800
BUDGET DETAIL							
BUDGET CODE	DESCRIPTION		UNITS	PRICE			AMOUNT
ADOPTED-PRT	WATER		0.00	0.00			800

Expense Budget Worksheet

Fund: 2314 - SILVER OAK LN		2021-2022 Actual	2022-2023 Budget	2022-2023 YTD Actual	Defined Budgets 2022-2023 CY Estimate	2023-2024 Recommended	2023-2024 Adopted-PRT
2314-542-P0004-56100	LANDSCAPING - COST PLAN CHRG	816	811	811	811	861	861
	Fund: 2314 - SILVER OAK LN Total:	**4,610**	**11,946**	**4,307**	**10,971**	**6,708**	**6,746**
Fund: 2315 - COUNTRY CLUB ESTATES							
2315-542-L0076-50020	LANDSCAPING - SALARIES (FT)	9,389	9,994	8,846	9,994	13,657	14,613
2315-542-L0076-50100	LANDSCAPING - BILINGUAL PAY	28	28	28	28	27	27
2315-542-L0076-50110	LANDSCAPING - LONGEVITY PAY	78	97	81	97	84	90
2315-542-L0076-50120	LANDSCAPING - UNIFORM ALLOW	0	15	0	15	15	15
2315-542-L0076-50200	LANDSCAPING - MEDICAL HLTH INSUR	2,197	2,461	2,342	2,461	4,738	4,738
2315-542-L0076-50210	LANDSCAPING - DENTAL INSUR	147	150	135	150	277	277
2315-542-L0076-50220	LANDSCAPING - VISION INSUR	25	31	26	31	53	53
2315-542-L0076-50230	LANDSCAPING - ST/LT DISABILITY INSUR	28	55	50	55	74	79
2315-542-L0076-50240	LANDSCAPING - EMPLOYEE ASST PROGR	2	0	0	0	0	0
2315-542-L0076-50250	LANDSCAPING - WORKERS COMP INSUR	209	245	245	245	333	335
2315-542-L0076-50270	LANDSCAPING - TERM LIFE INSUR	15	18	14	18	27	27
2315-542-L0076-50300	LANDSCAPING - PERS CONTRIBUTIONS	1,449	1,692	1,602	1,692	1,760	1,881
2315-542-L0076-50320	LANDSCAPING - FT DEFER COMP	195	216	185	216	285	305
2315-542-L0076-50400	LANDSCAPING - MEDICARE	142	154	133	154	212	226
2315-542-L0076-50500	LANDSCAPING - AUTO ALLOWANCE	50	50	50	50	37	37
2315-542-L0076-50510	LANDSCAPING - CELLULAR PHONES/ALLOW	13	13	13	13	10	10
2315-542-L0076-51000	LANDSCAPING - CONTRACTUAL SVC	431	11,142	0	0	43,000	43,000
BUDGET DETAIL							
BUDGET CODE	DESCRIPTION		UNITS	PRICE			AMOUNT
ADOPTED-PRT	LANDSCAPE CONTRACT		0.00	0.00			43,000
2315-542-L0076-51080	CTRY CLUB ZONE A-ADM/COLLECT SVC FEE	703	391	591	391	391	391
2315-542-L0076-53000	CTRY CLUB ZONE A - PROP MAINT SVC	55,501	108,804	66,858	157,000	102,000	102,000
BUDGET DETAIL							
BUDGET CODE	DESCRIPTION		UNITS	PRICE			AMOUNT
ADOPTED-PRT	FENCE REPAIRS		0.00	0.00			20,000
ADOPTED-PRT	GENERAL REPAIRS		0.00	0.00			4,500
ADOPTED-PRT	PEST MANAGEMENT PROGRAM		0.00	0.00			1,000
ADOPTED-PRT	PLANTING IMPROVEMENTS		0.00	0.00			5,000
ADOPTED-PRT	SOLAR IRRIGATION MAINTENANCE		0.00	0.00			1,500

Expense Budget Worksheet

Fund: 2315 - COUNTRY CLUB ESTATES		2021-2022 Actual	2022-2023 Budget	2022-2023 YTD Actual	Defined Budgets 2022-2023 CY Estimate	2023-2024 Recommended	2023-2024 Adopted-PRT
ADOPTED-PRT	TRAIL REPAIRS		0.00	0.00			50,000
ADOPTED-PRT	TREE TRIMMING		0.00	0.00			20,000
2315-542-L0076-54030	CTRY CLUB ZONE A - WATER & SEWAGE	0	40,000	20,327	40,000	40,000	40,000
BUDGET DETAIL							
BUDGET CODE	DESCRIPTION		UNITS	PRICE			AMOUNT
ADOPTED-PRT	WATER		0.00	0.00			40,000
2315-542-L0076-56100	LANDSCAPING - COST PLAN CHRG	0	24,877	24,877	24,877	26,394	26,394
2315-542-L0077-50020	LANDSCAPING - SALARIES (FT)	2,550	2,713	2,402	2,713	3,718	3,978
2315-542-L0077-50100	LANDSCAPING - BILINGUAL PAY	8	8	7	8	7	7
2315-542-L0077-50110	LANDSCAPING - LONGEVITY	21	26	22	26	23	24
2315-542-L0077-50120	LANDSCAPING - UNIFORM ALLOW	2	4	2	4	4	4
2315-542-L0077-50200	LANDSCAPING - MEDICAL HLTH INSUR	597	667	635	667	1,290	1,290
2315-542-L0077-50210	LANDSCAPING - DENTAL INSUR	40	41	36	41	76	76
2315-542-L0077-50220	LANDSCAPING - VISION INSUR	5	8	5	8	15	15
2315-542-L0077-50230	LANDSCAPING - ST/LT DISABILITY INSUR	8	15	13	15	20	23
2315-542-L0077-50240	LANDSCAPING - EMPLOYEE ASST PROGR	0	0	0	0	0	0
2315-542-L0077-50250	LANDSCAPING - WORKERS COMP INSUR	57	66	66	66	90	91
2315-542-L0077-50270	LANDSCAPING - TERM LIFE INSUR	4	3	3	3	6	6
2315-542-L0077-50300	LANDSCAPING - PERS CONTRIBUTIONS	388	458	429	458	479	513
2315-542-L0077-50320	LANDSCAPING - FT DEFER COMP	53	59	51	59	79	83
2315-542-L0077-50400	LANDSCAPING - MEDICARE	40	41	37	41	58	62
2315-542-L0077-50500	LANDSCAPING - AUTO ALLOWANCE	14	14	13	14	10	10
2315-542-L0077-50510	LANDSCAPING - CELLULAR PHONES/ALLOW	4	3	3	3	2	2
2315-542-L0077-51000	LANDSCAPING - CONTRACTUAL SVC	0	0	0	0	12,100	12,100
BUDGET DETAIL							
BUDGET CODE	DESCRIPTION		UNITS	PRICE			AMOUNT
ADOPTED-PRT	LANDSCAPE CONTRACT		0.00	0.00			12,100
2315-542-L0077-51080	MASTERS@MPK ZONE B-ADM/COLLECT SVC FEE	57	44	71	44	44	44
2315-542-L0077-53000	MASTERS @ MP CC ZONE B - PROP MAINT SVC	0	17,000	2,128	15,329	7,000	7,000

Expense Budget Worksheet

Fund: 2315 - COUNTRY CLUB ESTATES		2021-2022 Actual	2022-2023 Budget	2022-2023 YTD Actual	Defined Budgets 2022-2023 CY Estimate	2023-2024 Recommended	2023-2024 Adopted-PRT
BUDGET DETAIL							
BUDGET CODE	DESCRIPTION		UNITS	PRICE			AMOUNT
ADOPTED-PRT	BACKFLOW CERTIFICATION AND REPAIRS		0.00	0.00			500
ADOPTED-PRT	GENERAL REPAIRS		0.00	0.00			1,000
ADOPTED-PRT	TRAIL MAINTENANCE		0.00	0.00			5,500
2315-542-L0077-54010	MASTERS @ MP CC ZONE B - ELECTRICITY	0	500	0	500	500	500
2315-542-L0077-54030	MASTERS @ MP CC ZONE B - WATER & SEWAGE	0	3,000	243	1,000	3,000	3,000
BUDGET DETAIL							
BUDGET CODE	DESCRIPTION		UNITS	PRICE			AMOUNT
ADOPTED-PRT	WATER		0.00	0.00			3,000
2315-542-L0077-56100	LANDSCAPING - COST PLAN CHRG	0	6,760	6,760	6,760	7,172	7,172
2315-542-P0004-50020	LANDSCAPING - SALARIES (FT)	69	0	0	0	0	0
2315-542-P0004-50100	LANDSCAPING - BILINGUAL PAY	0	0	0	0	0	0
2315-542-P0004-50110	LANDSCAPING - LONGEVITY PAY	1	0	0	0	0	0
2315-542-P0004-50120	LANDSCAPING - UNIFORM ALLOW	9	0	8	0	0	0
2315-542-P0004-50200	LANDSCAPING - MEDICAL HLTH INSUR	93	0	0	0	0	0
2315-542-P0004-50210	LANDSCAPING - DENTAL INSUR	14	0	0	0	0	0
2315-542-P0004-50220	LANDSCAPING - VISION INSUR	2	0	0	0	0	0
2315-542-P0004-50230	LANDSCAPING - ST/LT DISABILITY INSUR	0	0	0	0	0	0
2315-542-P0004-50240	LANDSCAPING - EMPLOYEE ASST PROGR	0	0	0	0	0	0
2315-542-P0004-50250	LANDSCAPING - WORKERS COMP INSUR	0	0	0	0	0	0
2315-542-P0004-50270	LANDSCAPING - TERM LIFE INSUR	1	0	0	0	0	0
2315-542-P0004-50300	LANDSCAPING - PERS CONTRIBUTIONS	16	0	0	0	0	0
2315-542-P0004-50320	LANDSCAPING - FT DEFER COMP	1	0	0	0	0	0
2315-542-P0004-50400	LANDSCAPING - MEDICARE	1	0	0	0	0	0
2315-542-P0004-50500	LANDSCAPING - AUTO ALLOWANCE	0	0	0	0	0	0
2315-542-P0004-50510	LANDSCAPING - CELLULAR PHONES/ALLOW	0	0	0	0	0	0
2315-542-P0004-51000	LANDSCAPING - CONTRACTUAL SVC	0	0	0	0	0	0
2315-542-P0004-53000	LANDSCAPING - PROP MAINT SVC	1,362	55,000	52,466	0	0	0
2315-542-P0004-54030	LANDSCAPING - WATER & SEWAGE	39,117	0	0	0	0	0

Expense Budget Worksheet

Fund: 2315 - COUNTRY CLUB ESTATES		2021-2022 Actual	2022-2023 Budget	2022-2023 YTD Actual	Defined Budgets 2022-2023 CY Estimate	2023-2024 Recommended	2023-2024 Adopted-PRT
BUDGET NOTES							
BUDGET CODE	SUBJECT	DESCRIPTION					
ADOPTED-PRT	Z-15 RECLAIMED WATER						
		ZONE 15 -CHAMPIONSHIP DRIVE; TREVINO TO NELSON IRRIGATION IS NOW SUPPLIED WITH RECLAIMED WATER					
2315-542-P0004-56100	LANDSCAPING - COST PLAN CHRG	1,088	0	0	0	0	0
	Fund: 2315 - COUNTRY CLUB ESTATES Total:	**116,224**	**286,863**	**191,821**	**265,246**	**269,067**	**270,498**
Fund: 2316 - MOUNTAIN VIEW							
2316-542-P0004-50020	LANDSCAPING - SALARIES (FT)	407	432	380	432	597	639
2316-542-P0004-50100	LANDSCAPING - BILINGUAL PAY	1	1	1	1	1	1
2316-542-P0004-50110	LANDSCAPING - LONGEVITY PAY	3	4	3	4	3	3
2316-542-P0004-50120	LANDSCAPING - UNIFORM ALLOW	0	1	0	1	1	1
2316-542-P0004-50200	LANDSCAPING - MEDICAL HLTH INSUR	98	107	99	107	209	209
2316-542-P0004-50210	LANDSCAPING - DENTAL INSUR	6	7	5	7	13	13
2316-542-P0004-50220	LANDSCAPING - VISION INSUR	0	1	0	1	2	2
2316-542-P0004-50230	LANDSCAPING - ST/LT DISABILITY INSUR	1	3	2	3	3	3
2316-542-P0004-50250	LANDSCAPING - WORKERS COMP INSUR	10	11	11	11	14	15
2316-542-P0004-50270	LANDSCAPING - TERM LIFE INSUR	0	0	0	0	0	0
2316-542-P0004-50300	LANDSCAPING - PERS CONTRIBUTIONS	63	72	66	72	76	80
2316-542-P0004-50320	LANDSCAPING - FT DEFER COMP	9	10	8	10	13	13
2316-542-P0004-50400	LANDSCAPING - MEDICARE	6	7	5	7	10	10
2316-542-P0004-50500	LANDSCAPING - AUTO ALLOWANCE	2	2	2	2	1	1
2316-542-P0004-50510	LANDSCAPING - CELLULAR PHONES/ALLOW	1	1	0	1	0	0
2316-542-P0004-51000	LANDSCAPING - CONTRACTUAL SVC	0	165	0	165	2,700	2,700
BUDGET DETAIL							
BUDGET CODE	DESCRIPTION	UNITS	PRICE			AMOUNT	
ADOPTED-PRT	LANDSCAPE CONTRACT	0.00	0.00			2,700	
2316-542-P0004-51080	LANDSCAPING - ADM/COLLECT SVC FEES	15	8	22	12	8	8
2316-542-P0004-53000	LANDSCAPING - PROP MAINT SVC	2,715	6,270	2,790	6,270	3,750	3,750
BUDGET DETAIL							
BUDGET CODE	DESCRIPTION	UNITS	PRICE			AMOUNT	
ADOPTED-PRT	BACKFLOW CERTIFICATION/REPAIRS	0.00	0.00			450	

Expense Budget Worksheet

Fund: 2316 - MOUNTAIN VIEW		2021-2022 Actual	2022-2023 Budget	2022-2023 YTD Actual	Defined Budgets 2022-2023 CY Estimate	2023-2024 Recommended	2023-2024 Adopted-PRT
ADOPTED-PRT	GENERAL REPAIRS		0.00	0.00			250
ADOPTED-PRT	PEST MANAGEMENT PROGRAM		0.00	0.00			50
ADOPTED-PRT	PLANTING IMPROVEMENTS		0.00	0.00			2,500
ADOPTED-PRT	TREE TRIMMING		0.00	0.00			500
2316-542-P0004-54030	LANDSCAPING - WATER & SEWAGE	3,349	3,500	1,384	3,500	3,500	3,500
2316-542-P0004-56100	LANDSCAPING - COST PLAN CHRG	25,023	1,082	1,082	1,082	1,148	1,148
	Fund: 2316 - MOUNTAIN VIEW Total:	**31,710**	**11,684**	**5,865**	**11,688**	**12,049**	**12,096**
Fund: 2318 - MOONSONG CT							
2318-542-P0004-50020	LANDSCAPING - SALARIES (FT)	525	555	489	555	744	797
2318-542-P0004-50100	LANDSCAPING - BILINGUAL PAY	2	2	1	2	1	1
2318-542-P0004-50110	LANDSCAPING - LONGEVITY PAY	4	6	4	6	4	5
2318-542-P0004-50120	LANDSCAPING - UNIFORM ALLOW	1	1	0	1	1	1
2318-542-P0004-50200	LANDSCAPING - MEDICAL HLTH INSUR	125	137	127	137	260	260
2318-542-P0004-50210	LANDSCAPING - DENTAL INSUR	8	8	6	8	15	15
2318-542-P0004-50220	LANDSCAPING - VISION INSUR	0	1	0	1	2	2
2318-542-P0004-50230	LANDSCAPING - ST/LT DISABILITY INSUR	2	3	2	3	4	4
2318-542-P0004-50250	LANDSCAPING - WORKERS COMP INSUR	12	13	13	13	18	18
2318-542-P0004-50270	LANDSCAPING - TERM LIFE INSUR	0	0	0	0	0	0
2318-542-P0004-50300	LANDSCAPING - PERS CONTRIBUTIONS	76	92	85	92	95	102
2318-542-P0004-50320	LANDSCAPING - FT DEFER COMP	10	13	8	13	16	18
2318-542-P0004-50400	LANDSCAPING - MEDICARE	9	8	8	8	12	13
2318-542-P0004-50500	LANDSCAPING - AUTO ALLOWANCE	3	3	2	3	2	2
2318-542-P0004-50510	LANDSCAPING - CELLULAR PHONES/ALLOW	1	1	0	1	0	0
2318-542-P0004-51000	LANDSCAPING - CONTRACTUAL SVC	0	207	0	207	3,350	3,350
BUDGET DETAIL							
BUDGET CODE	DESCRIPTION		UNITS	PRICE			AMOUNT
ADOPTED-PRT	LANDSCAPE CONTRACT		0.00	0.00			3,350
2318-542-P0004-51080	LANDSCAPING - ADM/COLLECT SVC FEES	48	44	49	44	44	44
2318-542-P0004-53000	LANDSCAPING - PROP MAINT SVC	3,221	6,120	3,278	6,120	3,000	3,000

Expense Budget Worksheet

Fund: 2318 - MOONSONG CT		2021-2022 Actual	2022-2023 Budget	2022-2023 YTD Actual	Defined Budgets 2022-2023 CY Estimate	2023-2024 Recommended	2023-2024 Adopted-PRT
BUDGET DETAIL							
BUDGET CODE	DESCRIPTION		UNITS	PRICE			AMOUNT
ADOPTED-PRT	GENERAL REPAIRS		0.00	0.00			250
ADOPTED-PRT	PEST MANAGEMENT PROGRAM		0.00	0.00			250
ADOPTED-PRT	PLANTER PLANTING		0.00	0.00			1,500
ADOPTED-PRT	TREE TRIMMING		0.00	0.00			1,000
2318-542-P0004-54010	LANDSCAPING - ELECTRICITY	155	400	68	200	400	400
BUDGET DETAIL							
BUDGET CODE	DESCRIPTION		UNITS	PRICE			AMOUNT
ADOPTED-PRT	ELECTRICITY		0.00	0.00			400
2318-542-P0004-54030	LANDSCAPING - WATER & SEWAGE	2,883	6,000	3,221	3,000	4,000	4,000
BUDGET DETAIL							
BUDGET CODE	DESCRIPTION		UNITS	PRICE			AMOUNT
ADOPTED-PRT	WATER		0.00	0.00			4,000
2318-542-P0004-56100	LANDSCAPING - COST PLAN CHRG	1,360	1,352	1,352	1,352	1,434	1,434
	Fund: 2318 - MOONSONG CT Total:	**8,442**	**14,966**	**8,722**	**11,766**	**13,402**	**13,466**
Fund: 2319 - CAMPUS PLAZA							
2319-542-P0004-50020	LANDSCAPING - SALARIES (FT)	292	311	272	311	414	443
2319-542-P0004-50100	LANDSCAPING - BILINGUAL PAY	1	1	1	1	1	1
2319-542-P0004-50110	LANDSCAPING - LONGEVITY PAY	2	3	2	3	2	2
2319-542-P0004-50200	LANDSCAPING - MEDICAL HLTH INSUR	69	78	73	78	143	143
2319-542-P0004-50210	LANDSCAPING - DENTAL INSUR	4	4	3	4	8	8
2319-542-P0004-50220	LANDSCAPING - VISION INSUR	0	0	0	0	1	1
2319-542-P0004-50230	LANDSCAPING - ST/LT DISABILITY INSUR	1	1	1	1	2	2
2319-542-P0004-50250	LANDSCAPING - WORKERS COMP INSUR	6	8	8	8	10	10
2319-542-P0004-50300	LANDSCAPING - PERS CONTRIBUTIONS	38	52	43	52	53	58
2319-542-P0004-50320	LANDSCAPING - FT DEFER COMP	5	6	5	6	8	10
2319-542-P0004-50400	LANDSCAPING - MEDICARE	1	3	0	3	5	7
2319-542-P0004-50500	LANDSCAPING - AUTO ALLOWANCE	2	1	1	1	1	1
2319-542-P0004-50510	LANDSCAPING - CELLULAR PHONES/ALLOW	0	0	0	0	0	0
2319-542-P0004-51000	LANDSCAPING - CONTRACTUAL SVC	0	0	0	0	371	371

Expense Budget Worksheet

Fund: 2319 - CAMPUS PLAZA		2021-2022 Actual	2022-2023 Budget	2022-2023 YTD Actual	Defined Budgets 2022-2023 CY Estimate	2023-2024 Recommended	2023-2024 Adopted-PRT
BUDGET DETAIL							
BUDGET CODE	DESCRIPTION		UNITS	PRICE			AMOUNT
ADOPTED-PRT	LANDSCAPE CONTRACT		0.00	0.00			371
2319-542-P0004-51080	LANDSCAPING - ADMIN/COLLECT FEES	8	0	10	0	0	0
2319-542-P0004-53000	LANDSCAPING - PROP MAINT SVC	0	4,221	0	371	3,850	3,850
BUDGET DETAIL							
BUDGET CODE	DESCRIPTION		UNITS	PRICE			AMOUNT
ADOPTED-PRT	PLANTING IMPROVEMENTS		0.00	0.00			3,000
ADOPTED-PRT	SUBMETER INSTALLATION		0.00	0.00			600
ADOPTED-PRT	TREE TRIMMING		0.00	0.00			250
2319-542-P0004-54030	LANDSCAPING - WATER & SEWAGE	0	600	0	0	600	600
BUDGET DETAIL							
BUDGET CODE	DESCRIPTION		UNITS	PRICE			AMOUNT
ADOPTED-PRT	WATER		0.00	0.00			600
2319-542-P0004-56100	LANDSCAPING - COST PLAN CHRG	0	757	757	757	803	803
	Fund: 2319 - CAMPUS PLAZA Total:	**429**	**6,046**	**1,182**	**1,596**	**6,272**	**6,310**
Fund: 2320 - MERIDIAN HILLS							
2320-542-L0081-51000	LMD20 LOT-Q - CONTRACTUAL SVC	0	0	0	0	25,000	25,000
BUDGET DETAIL							
BUDGET CODE	DESCRIPTION		UNITS	PRICE			AMOUNT
ADOPTED-PRT	LANDSCAPE MAINTENANCE		0.00	0.00			25,000
2320-542-L0081-51040	LMD20 LOT-Q - LEGAL SVC	0	0	0	0	3,500	3,500
2320-542-L0081-53000	LMD20 LOT-Q - PROP MAINT SVC	0	0	0	0	38,500	38,500
BUDGET DETAIL							
BUDGET CODE	DESCRIPTION		UNITS	PRICE			AMOUNT
ADOPTED-PRT	LOT Q BACKFLOW CERTIFICATION/REPAIR		0.00	0.00			1,000
ADOPTED-PRT	LOT Q DETENTION BASIN MAINTENANCE		0.00	0.00			1,500
ADOPTED-PRT	LOT Q FENCE REPAIRS		0.00	0.00			3,500
ADOPTED-PRT	LOT Q FENCING/GATE INSTALLATION		0.00	0.00			15,000
ADOPTED-PRT	LOT Q LANDSCAPE MAINTENANCE		0.00	0.00			3,500
ADOPTED-PRT	LOT Q PEST MANAGEMENT PROGRAM		0.00	0.00			500
ADOPTED-PRT	LOT Q TRAIL MAINTENANCE		0.00	0.00			3,500
ADOPTED-PRT	LOT Q TREE TRIMMING		0.00	0.00			10,000

Expense Budget Worksheet

Fund: 2320 - MERIDIAN HILLS		2021-2022 Actual	2022-2023 Budget	2022-2023 YTD Actual	Defined Budgets 2022-2023 CY Estimate	2023-2024 Recommended	2023-2024 Adopted-PRT
2320-542-L0081-54010	LMD20 LOT-Q - ELECTRICITY	0	0	0	0	1,000	1,000
2320-542-L0081-54030	LMD20 LOT-Q - WATER & SEWAGE	0	0	0	0	20,000	20,000
2320-542-P0004-50020	LANDSCAPING - SALARIES (FT)	25,968	27,452	24,293	27,452	42,624	45,607
2320-542-P0004-50100	LANDSCAPING - BILINGUAL PAY	78	77	77	77	86	86
2320-542-P0004-50110	LANDSCAPING - LONGEVITY PAY	217	265	224	265	260	278
2320-542-P0004-50120	LANDSCAPING - UNIFORM ALLOW	25	42	23	42	46	46
2320-542-P0004-50200	LANDSCAPING - MEDICAL HLTH INSUR	6,276	6,755	6,429	6,755	14,791	14,791
2320-542-P0004-50210	LANDSCAPING - DENTAL INSUR	442	415	370	415	866	866
2320-542-P0004-50220	LANDSCAPING - VISION INSUR	73	84	73	84	168	168
2320-542-P0004-50230	LANDSCAPING - ST/LT DISABILITY INSUR	77	149	137	149	231	246
2320-542-P0004-50240	LANDSCAPING - EMPLOYEE ASST PROGR	6	0	0	0	0	0
2320-542-P0004-50250	LANDSCAPING - WORKERS COMP INSUR	578	672	672	672	1,037	1,047
2320-542-P0004-50270	LANDSCAPING - TERM LIFE INSUR	44	48	41	48	83	83
2320-542-P0004-50300	LANDSCAPING - PERS CONTRIBUTIONS	4,018	4,650	4,402	4,650	5,494	5,875
2320-542-P0004-50320	LANDSCAPING - FT DEFER COMP	538	591	511	591	887	949
2320-542-P0004-50400	LANDSCAPING - MEDICARE	398	424	372	424	662	707
2320-542-P0004-50500	LANDSCAPING - AUTO ALLOWANCE	139	138	138	138	115	115
2320-542-P0004-50510	LANDSCAPING - CELLULAR PHONES/ALLOW	36	36	36	36	32	32
2320-542-P0004-51000	LANDSCAPING - CONTRACTUAL SVC	2,549	1	0	1	145,700	145,700
BUDGET DETAIL							
BUDGET CODE	DESCRIPTION		UNITS	PRICE			AMOUNT
ADOPTED-PRT	LANDSCAPE CONTRACT		0.00	0.00			145,700
2320-542-P0004-51040	LANDSCAPING - LEGAL SVC	2,923	1,000	3,161	1,000	1,000	1,000
2320-542-P0004-51080	LANDSCAPING - ADMIN/COLLECTION FEES	962	620	920	620	620	620
2320-542-P0004-51560	LANDSCAPING - TRAVEL COSTS	0	0	0	0	0	0
2320-542-P0004-53000	LANDSCAPING - PROP MAINT SVC	155,125	198,280	161,119	198,280	66,000	66,000
BUDGET DETAIL							
BUDGET CODE	DESCRIPTION		UNITS	PRICE			AMOUNT
ADOPTED-PRT	BACKFLOW CERTIFICATION/REPAIRS		0.00	0.00			2,500
ADOPTED-PRT	DETENTION BASIN MAINTENANCE		0.00	0.00			3,000
ADOPTED-PRT	LANDSCAPE IMPROVEMENTS		0.00	0.00			20,000
ADOPTED-PRT	PEST MANAGEMENT PROGRAM		0.00	0.00			500

Expense Budget Worksheet

Fund: 2320 - MERIDIAN HILLS		2021-2022 Actual	2022-2023 Budget	2022-2023 YTD Actual	Defined Budgets 2022-2023 CY Estimate	2023-2024 Recommended	2023-2024 Adopted-PRT
ADOPTED-PRT	TRAIL MAINTENANCE		0.00	0.00			20,000
ADOPTED-PRT	TREE TRIMMING		0.00	0.00			20,000
2320-542-P0004-54010	LANDSCAPING - ELECTRICITY	3,006	4,000	2,973	4,000	5,000	5,000
BUDGET DETAIL							
BUDGET CODE	DESCRIPTION		UNITS	PRICE			AMOUNT
ADOPTED-PRT	ELECTRICITY		0.00	0.00			4,000
ADOPTED-PRT	LOT Q ELECTRICITY		0.00	0.00			1,000
2320-542-P0004-54030	LANDSCAPING - WATER & SEWAGE	105,858	157,500	52,420	100,000	140,000	140,000
BUDGET DETAIL							
BUDGET CODE	DESCRIPTION		UNITS	PRICE			AMOUNT
ADOPTED-PRT	LOT Q - WATER		0.00	0.00			20,000
ADOPTED-PRT	WATER		0.00	0.00			120,000
2320-542-P0004-56100	LANDSCAPING - COST PLAN CHRG	68,814	68,412	68,412	68,412	72,584	72,584
	Fund: 2320 - MERIDIAN HILLS Total:	**378,149**	**471,611**	**326,814**	**414,111**	**586,286**	**589,800**
Fund: 2321 - CANTERBURY & IVY LN							
2321-542-L0071-50020	LMD CANTERBURY LN - SALARIES (FT)	96	101	88	101	147	158
2321-542-L0071-50100	LMD CANTERBURY LN - BILINGUAL PAY	0	0	0	0	0	0
2321-542-L0071-50110	LMD CANTERBURY LN - LONGEVITY PAY	1	1	0	1	1	1
2321-542-L0071-50120	LMD CANTERBURY LN - UNIFORM ALLOW	0	0	0	0	0	0
2321-542-L0071-50200	LMD CANTERBURY LN - MEDICAL HLTH INSUR	24	27	23	27	52	52
2321-542-L0071-50210	LMD CANTERBURY LN - DENTAL INSUR	1	1	0	1	2	2
2321-542-L0071-50230	LMD CANTERBURY LN - ST/LT DISABILITY INSUR	0	0	0	0	0	0
2321-542-L0071-50250	LMD CANTERBURY LN - WORKERS COMP INSUR	2	2	2	2	3	3
2321-542-L0071-50300	LMD CANTERBURY LN - PERS CONTRIBUTIONS	12	18	13	18	19	20
2321-542-L0071-50320	LMD CANTERBURY LN - FT DEFER COMP	0	3	0	3	3	4
2321-542-L0071-50400	LMD CANTERBURY LN - MEDICARE	0	1	0	1	2	2
2321-542-L0071-50500	LMD CANTERBURY LN - AUTO ALLOWANCE	0	0	0	0	0	0
2321-542-L0071-50510	LMD CANTERBURY LN - CELLULAR PHONES/ALLOW	0	0	0	0	0	0
2321-542-L0071-51000	LMD CANTERBURY LN - CONTRACTUAL SVC	0	41	0	41	1,400	1,400

Expense Budget Worksheet

Fund: 2321 - CANTERBURY & IVY LN		2021-2022 Actual	2022-2023 Budget	2022-2023 YTD Actual	Defined Budgets 2022-2023 CY Estimate	2023-2024 Recommended	2023-2024 Adopted-PRT
BUDGET DETAIL							
BUDGET CODE	DESCRIPTION		UNITS	PRICE			AMOUNT
ADOPTED-PRT	LANDSCAPE CONTRACT		0.00	0.00			1,400
2321-542-L0071-51080	LMD CANTERBURY LN - ADM/COLLECT SVC FEES	29	10	29	16	10	10
2321-542-L0071-53000	LMD CANTERBURY LN - PROP MAINT SVC	1,286	7,610	1,297	7,610	6,350	6,350
BUDGET DETAIL							
BUDGET CODE	DESCRIPTION		UNITS	PRICE			AMOUNT
ADOPTED-PRT	BACKFLOW CERTIFICATION/REPAIRS		0.00	0.00			250
ADOPTED-PRT	GENERAL REPAIRS		0.00	0.00			4,500
ADOPTED-PRT	PEST MANAGEMENT PROGRAM		0.00	0.00			100
ADOPTED-PRT	TREE TRIMMING		0.00	0.00			1,500
2321-542-L0071-54010	LMD CANTERBURY LN - ELECTRICITY	149	600	62	200	250	250
BUDGET DETAIL							
BUDGET CODE	DESCRIPTION		UNITS	PRICE			AMOUNT
ADOPTED-PRT	ELECTRICITY		0.00	0.00			250
2321-542-L0071-54030	LMD CANTERBURY LN - WATER & SEWAGE	1,229	1,750	873	1,200	1,750	1,750
BUDGET DETAIL							
BUDGET CODE	DESCRIPTION		UNITS	PRICE			AMOUNT
ADOPTED-PRT	WATER		0.00	0.00			1,750
2321-542-L0071-56100	LMD CANTERBURY LN - COST PLAN CHRG	544	270	270	270	287	287
2321-542-L0072-50020	LMD IVY LN - SALARIES (FT)	94	101	88	101	147	158
2321-542-L0072-50100	LMD IVY LN - BILINGUAL PAY	0	0	0	0	0	0
2321-542-L0072-50110	LMD IVY LN - LONGEVITY PAY	1	1	0	1	1	1
2321-542-L0072-50200	LMD IVY LN - MEDICAL HLTH INSUR	22	27	23	27	52	52
2321-542-L0072-50210	LMD IVY LN - DENTAL INSUR	1	1	0	1	2	2
2321-542-L0072-50230	LMD IVY LN - ST/LT DISABILITY INSUR	0	0	0	0	0	0
2321-542-L0072-50250	LMD IVY LN - WORKERS COMP INSUR	2	2	2	2	3	3
2321-542-L0072-50300	LMD IVY LN - PERS CONTRIBUTIONS	12	18	13	18	19	20
2321-542-L0072-50320	LMD IVY LN - FT DEFER COMP	0	3	0	3	3	4
2321-542-L0072-50400	LMD IVY LN - MEDICARE	0	1	0	1	2	2
2321-542-L0072-50500	LANDSCAPING - AUTO ALLOWANCE	0	0	0	0	0	0
2321-542-L0072-51000	LMD IVY LN - CONTRACTUAL SVC	0	41	0	41	1,400	1,400

Expense Budget Worksheet

Fund: 2321 - CANTERBURY & IVY LN		2021-2022 Actual	2022-2023 Budget	2022-2023 YTD Actual	Defined Budgets 2022-2023 CY Estimate	2023-2024 Recommended	2023-2024 Adopted-PRT
BUDGET DETAIL							
BUDGET CODE	DESCRIPTION		UNITS	PRICE			AMOUNT
ADOPTED-PRT	LANDSCAPE CONTRACT		0.00	0.00			1,400
2321-542-L0072-51080	LMD IVY LN - ADM/COLLECT SVC FEES	15	5	15	8	5	5
2321-542-L0072-53000	LMD IVY LN - PROP MAINT SVC	1,260	6,760	1,297	6,760	5,500	5,500
BUDGET DETAIL							
BUDGET CODE	DESCRIPTION		UNITS	PRICE			AMOUNT
ADOPTED-PRT	BACKFLOW CERTIFICATION/REPAIRS		0.00	0.00			250
ADOPTED-PRT	GENERAL REPAIRS		0.00	0.00			2,500
ADOPTED-PRT	PEST MANAGEMENT PROGRAM		0.00	0.00			250
ADOPTED-PRT	TREE TRIMMING		0.00	0.00			2,500
2321-542-L0072-54010	LMD IVY LN - ELECTRICITY	158	600	74	200	250	250
BUDGET DETAIL							
BUDGET CODE	DESCRIPTION		UNITS	PRICE			AMOUNT
ADOPTED-PRT	ELECTRICITY		0.00	0.00			250
2321-542-L0072-54030	LMD IVY LN - WATER & SEWAGE	1,512	2,500	695	1,500	2,500	2,500
BUDGET DETAIL							
BUDGET CODE	DESCRIPTION		UNITS	PRICE			AMOUNT
ADOPTED-PRT	WATER		0.00	0.00			2,500
2321-542-L0072-56100	LMD IVY LN - COST PLAN CHRG	0	270	270	270	287	287
	Fund: 2321 - CANTERBURY & IVY LN Total:	**6,452**	**20,766**	**5,147**	**18,425**	**20,447**	**20,473**
Fund: 2322 - MOORPARK HIGHLANDS							
2322-542-P0004-50020	LANDSCAPING - SALARIES (FT)	47,195	49,876	44,152	49,876	68,314	73,094
2322-542-P0004-50100	LANDSCAPING - BILINGUAL PAY	141	140	140	140	137	137
2322-542-P0004-50110	LANDSCAPING - LONGEVITY PAY	394	482	408	482	417	446
2322-542-P0004-50120	LANDSCAPING - UNIFORM ALLOW	44	76	42	76	74	74
2322-542-P0004-50200	LANDSCAPING - MEDICAL HLTH INSUR	11,409	12,261	11,669	12,261	23,693	23,693
2322-542-P0004-50210	LANDSCAPING - DENTAL INSUR	804	752	673	752	1,389	1,389
2322-542-P0004-50220	LANDSCAPING - VISION INSUR	132	151	132	151	267	267
2322-542-P0004-50230	LANDSCAPING - ST/LT DISABILITY INSUR	140	268	250	268	369	395
2322-542-P0004-50240	LANDSCAPING - EMPLOYEE ASST PROGR	11	0	0	0	0	0

Expense Budget Worksheet

Fund: 2322 - MOORPARK HIGHLANDS		2021-2022 Actual	2022-2023 Budget	2022-2023 YTD Actual	Defined Budgets 2022-2023 CY Estimate	2023-2024 Recommended	2023-2024 Adopted-PRT
2322-542-P0004-50250	LANDSCAPING - WORKERS COMP INSUR	1,049	1,219	1,219	1,219	1,662	1,679
2322-542-P0004-50270	LANDSCAPING - TERM LIFE INSUR	82	85	76	85	133	133
2322-542-P0004-50300	LANDSCAPING - PERS CONTRIBUTIONS	7,312	8,454	8,012	8,454	8,806	9,415
2322-542-P0004-50320	LANDSCAPING - FT DEFER COMP	981	1,076	929	1,076	1,422	1,522
2322-542-P0004-50400	LANDSCAPING - MEDICARE	723	769	678	769	1,063	1,133
2322-542-P0004-50500	LANDSCAPING - AUTO ALLOWANCE	254	253	253	253	185	185
2322-542-P0004-50510	LANDSCAPING - CELLULAR PHONES/ALLOW	67	66	66	66	51	51
2322-542-P0004-51000	LANDSCAPING - CONTRACTUAL SVC	1,149	1,500	0	0	179,328	179,328
BUDGET DETAIL							
BUDGET CODE	DESCRIPTION		UNITS	PRICE			AMOUNT
ADOPTED-PRT	ARBORIST		0.00	0.00			1,500
ADOPTED-PRT	LANDSCAPE CONTRACT		0.00	0.00			177,828
2322-542-P0004-51080	LANDSCAPING - ADM/COLLECT SVC FEES	2,017	1,775	1,976	1,775	1,775	1,775
2322-542-P0004-53000	LANDSCAPING - PROP MAINT SVC	229,443	397,824	268,257	397,824	141,000	141,000
BUDGET DETAIL							
BUDGET CODE	DESCRIPTION		UNITS	PRICE			AMOUNT
ADOPTED-PRT	BACKFLOW TESTING REPAIR		0.00	0.00			7,000
ADOPTED-PRT	FENCE REPAIRS		0.00	0.00			15,000
ADOPTED-PRT	GENERAL REPAIRS		0.00	0.00			7,500
ADOPTED-PRT	PEST MANAGEMENT PROGRAM		0.00	0.00			1,500
ADOPTED-PRT	TRAIL MAINTENANCE		0.00	0.00			70,000
ADOPTED-PRT	TREE TRIMMING		0.00	0.00			25,000
ADOPTED-PRT	TREE/SHRUB IMPROVEMENTS		0.00	0.00			15,000
2322-542-P0004-54010	LANDSCAPING - ELECTRICITY	2,781	4,000	1,786	3,000	3,500	3,500
BUDGET DETAIL							
BUDGET CODE	DESCRIPTION		UNITS	PRICE			AMOUNT
ADOPTED-PRT	ELECTRICITY		0.00	0.00			3,500
2322-542-P0004-54030	LANDSCAPING - WATER & SEWAGE	209,176	262,500	128,379	200,000	250,000	250,000
BUDGET DETAIL							
BUDGET CODE	DESCRIPTION		UNITS	PRICE			AMOUNT
ADOPTED-PRT	WATER		0.00	0.00			250,000

Expense Budget Worksheet

Fund: 2322 - MOORPARK HIGHLANDS		2021-2022 Actual	2022-2023 Budget	2022-2023 YTD Actual	Defined Budgets 2022-2023 CY Estimate	2023-2024 Recommended	2023-2024 Adopted-PRT
2322-542-P0004-56100	LANDSCAPING - COST PLAN CHRG	125,113	124,385	124,385	124,385	131,972	131,972
	Fund: 2322 - MOORPARK HIGHLANDS Total:	**640,418**	**867,912**	**593,492**	**802,912**	**815,557**	**821,188**
Fund: 2415 - GAS TAX							
2415-542-00000-59010	LLAMD - TFER TO OTH FUNDS	76,507	112,010	0	0	115,481	115,481
	Fund: 2415 - GAS TAX Total:	**76,507**	**112,010**	**0**	**0**	**115,481**	**115,481**
	Report Total:	**2,366,912**	**3,031,152**	**2,015,381**	**2,653,114**	**3,114,808**	**3,131,889**

Fund Summary

Fund	2021-2022 Actual	2022-2023 Budget	2022-2023 YTD Actual	Defined Budgets 2022-2023 CY Estimate	2023-2024 Recommended	2023-2024 Adopted-PRT
1000 - GENERAL FUND	224,983	112,010	0	109,824	125,481	125,481
2018 - ENDOWMENT FUND	7,521	0	0	0	0	0
2300 - AD 84-2 CITYWIDE LLMD	243,532	350,843	294,628	319,093	343,262	344,426
2301 - 84-2 PECAN AVE T2851	18,135	25,271	22,145	24,656	25,740	25,917
2302 - 84-2 STEEPLE HILL T2865	72,719	89,684	66,308	80,634	92,536	92,943
2303 - 84-2 BUTTERCREEK T3032	2,748	5,459	3,923	4,259	5,510	5,523
2304 - 84-2 WILLIAMS RANCH T3274	6,739	8,551	6,356	8,051	8,558	8,622
2305 - 84-2 PHEASANT T3019/3525	71,915	92,466	65,681	81,857	94,361	94,911
2306 - 84-2 INGLEWOOD ST T3306	1,095	1,916	783	1,816	1,930	1,933
2307 - 84-2 LA AVE & GABBERT RD	11,310	22,154	10,155	20,354	21,302	21,402
2308 - 84-2 HOMES ACRES BUFFER	22,169	31,288	22,457	30,690	32,975	33,152
2309 - 84-2 CONDOR DRIVE	5,697	7,543	5,272	7,493	7,981	8,028
2310 - 84-2 MTN MEADOWS PC3	212,191	244,325	198,248	225,575	258,572	260,654
2311 - 84-2 ALYSSAS COURT T4174	1,155	2,427	1,177	1,727	2,178	2,191
2312 - 84-2 CARLSBERG	202,062	233,411	180,888	200,370	249,153	250,648
2314 - SILVER OAK LN	4,610	11,946	4,307	10,971	6,708	6,746
2315 - COUNTRY CLUB ESTATES	116,224	286,863	191,821	265,246	269,067	270,498
2316 - MOUNTAIN VIEW	31,710	11,684	5,865	11,688	12,049	12,096
2318 - MOONSONG CT	8,442	14,966	8,722	11,766	13,402	13,466
2319 - CAMPUS PLAZA	429	6,046	1,182	1,596	6,272	6,310
2320 - MERIDIAN HILLS	378,149	471,611	326,814	414,111	586,286	589,800
2321 - CANTERBURY & IVY LN	6,452	20,766	5,147	18,425	20,447	20,473
2322 - MOORPARK HIGHLANDS	640,418	867,912	593,492	802,912	815,557	821,188
2415 - GAS TAX	76,507	112,010	0	0	115,481	115,481
Report Total:	**2,366,912**	**3,031,152**	**2,015,381**	**2,653,114**	**3,114,808**	**3,131,889**

Capital Acquisition

Expense History
Capital Acquisitions

CIP	2022/23 Estimated	2023/24 Adopted
Finance	25,000	720,526
PRCS	129,569	613,656
PW	-	55,000
Total Expenses	**$154,569**	**$1,389,183**

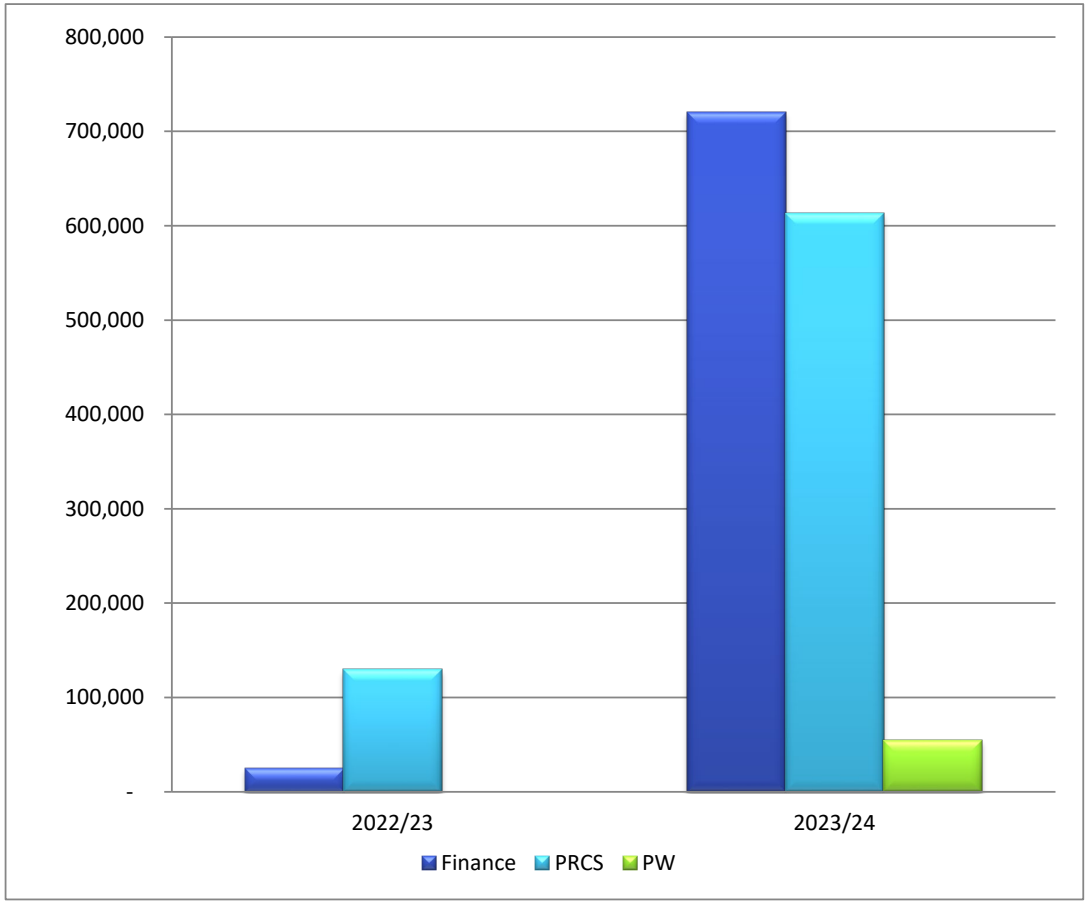

Budget Worksheet

Project: 00000 - UNALLOCATED		2021-2022 Actual	2022-2023 Budget	2022-2023 YTD Actual	Defined Budgets 2022-2023 CY Estimate	2023-2024 Recommended	2023-2024 Adopted-PRT
Project: 00000 - UNALLOCATED							
1000-151-00000-55000	FIN - MACHINE&EQUIP	11,850	5,000	0	5,000	5,000	5,000
BUDGET DETAIL							
BUDGET CODE	DESCRIPTION		UNITS	PRICE			AMOUNT
ADOPTED-PRT	ENERGOV		0.00	0.00			5,000
2004-171-00000-55000	LIBR FAC - MACHINE&EQUIP	0	25,000	0	0	0	0
2007-511-00000-55000	ARTS - MACHINE&EQUIP	0	150,000	0	0	150,000	150,000
BUDGET DETAIL							
BUDGET CODE	DESCRIPTION		UNITS	PRICE			AMOUNT
ADOPTED-PRT	PORTABLE STAGE EQUIPMENT		0.00	0.00			150,000
3003-134-00000-55000	ISD/CABLE - MACHINE&EQUIP	0	0	0	0	615,000	615,000
BUDGET NOTES							
BUDGET CODE	SUBJECT	DESCRIPTION					
ADOPTED-PRT	DUE FY21/22	CALL ACCOUNTING UPGRADE					
ADOPTED-PRT	DUE FY23/24	SERVERS REPLACEMENT - SOFTWARE LICENSES & CALS					
BUDGET DETAIL							
BUDGET CODE	DESCRIPTION		UNITS	PRICE			AMOUNT
ADOPTED-PRT	SERVER AND STORAGE INFRASTRUCTURE HARDWARE REFRESH		0.00	0.00			615,000
3003-211-00000-55020	POLICE - VEHICLES	37,084	1	0	1	0	0
3008-134-00000-55000	IT ERP - MACHINE&EQUIPMENT	3,289	20,000	20,468	20,000	100,526	100,526
BUDGET NOTES							
BUDGET CODE	SUBJECT	DESCRIPTION					
ADOPTED-PRT	DUE FY20/21	STORAGE AREA NETWORK (SAN) REPLACEMENT SERVERS REPLACEMENT - HARDWARE					
BUDGET DETAIL							
BUDGET CODE	DESCRIPTION		UNITS	PRICE			AMOUNT
ADOPTED-PRT	LAN EQUIPMENT SWITCHES & RADIOS		0.00	0.00			10,000
ADOPTED-PRT	SERVER AND STORAGE INFRASTRUCTURE HARDWARE REFRESH		0.00	0.00			80,526
ADOPTED-PRT	SERVER UPS SYSTEMS		0.00	0.00			10,000
3009-171-00000-55020	VEH RPLC - FACILITIES VEHICLES	0	84,413	84,123	70,913	0	0
3009-310-00000-55020	VEH RPLC PW - VEHICLES	0	0	0	0	55,000	55,000
3009-541-00000-55020	VEH RPLC PARKS - VEHICLES	0	28,515	28,515	28,515	28,515	28,515
3009-542-00000-55020	VEH RPLC - LMD VEHICLES	0	30,141	30,141	30,141	30,141	30,141

Budget Worksheet

Project: 00000 - UNALLOCATED		2021-2022 Actual	2022-2023 Budget	2022-2023 YTD Actual	Defined Budgets 2022-2023 CY Estimate	2023-2024 Recommended	2023-2024 Adopted-PRT
BUDGET NOTES							
BUDGET CODE	SUBJECT	DESCRIPTION					
ADOPTED-PRT	NEW VEHICLE FOR LMD	PURCHASE A REPLACEMENT VEHICLE FOR VEHICLE NO. 28 2000 DODGE WITH 125,000 MILES. PURCHASE TO INCLUDE: VEHICLE ,EMERGENCY LIGHTS, AND 2-WAY RADIO INSTALLATION.					
Project: 00000 - UNALLOCATED Total:		**52,223**	**343,070**	**163,248**	**154,570**	**984,183**	**984,183**
Project: C0064 - COMMUNITY CTR PK PLAYGRND IMPROV/EQUIP REPLC							
3003-541-C0064-55000	COMM CTR PK PLYGRND IMPRV/RPLC - MACHINE&EQUP	0	125,000	0	0	125,000	125,000
Project: C0064 - COMMUNITY CTR PK PLAYGRND IMPROV/EQUIP REPLC Total:		**0**	**125,000**	**0**	**0**	**125,000**	**125,000**
Project: C0066 - CAMPUS PARK PLAYGROUND AREA UPGRADES (2021)							
3003-541-C0066-55000	CMPS PK PLYGRND UPGD - MACHINE&EQUP	0	130,000	0	0	130,000	130,000
Project: C0066 - CAMPUS PARK PLAYGROUND AREA UPGRADES (2021) Total:		**0**	**130,000**	**0**	**0**	**130,000**	**130,000**
Project: C0067 - GLENWOOD PK PLAY EQUIPMENT REPLACEMENT							
3003-541-C0067-55000	GLNWD PK PLY EQUIP - MACHINE&EQUP	0	130,000	0	0	130,000	130,000
Project: C0067 - GLENWOOD PK PLAY EQUIPMENT REPLACEMENT Total:		**0**	**130,000**	**0**	**0**	**130,000**	**130,000**
Project: C0070 - CITY HALL AT 323 SCIENCE DRIVE							
3001-120-C0070-55010	CITY HALL AT 323 SCIENCE DRIVE - FURNISH&FIXTURE	0	756,748	358,751	0	0	0
Project: C0070 - CITY HALL AT 323 SCIENCE DRIVE Total:		**0**	**756,748**	**358,751**	**0**	**0**	**0**
Project: R0030 - ARROYO VISTA COMMUNITY PARK							
3003-541-R0030-55000	AVCP - MACHINE&EQUP	0	0	0	0	0	0
Project: R0030 - ARROYO VISTA COMMUNITY PARK Total:		**0**	**0**	**0**	**0**	**0**	**0**
Project: R0090 - MONTE VISTA PARK							
2013-541-R0090-55010	MONTE VISTA PK - FURNISH&FIXTURES	0	20,000	0	0	20,000	20,000
BUDGET DETAIL							
BUDGET CODE	DESCRIPTION		UNITS	PRICE			AMOUNT
ADOPTED-PRT	LED SOLAR PARKING LOT LIGHTING (3 UNITS)		0.00	0.00			20,000
Project: R0090 - MONTE VISTA PARK Total:		**0**	**20,000**	**0**	**0**	**20,000**	**20,000**

Budget Worksheet

Project: R0111 - TIERRA REJADA PARK		2021-2022 Actual	2022-2023 Budget	2022-2023 YTD Actual	Defined Budgets 2022-2023 CY Estimate	2023-2024 Recommended	2023-2024 Adopted-PRT
Project: R0111 - TIERRA REJADA PARK							
2010-541-R0111-55000	TIERRA REJA PK - MACHINE&EQUIP	0	0	0	0	0	0
	Project: R0111 - TIERRA REJADA PARK Total:	**0**	**0**	**0**	**0**	**0**	**0**
	Report Total:	**52,223**	**1,504,818**	**521,999**	**154,570**	**1,389,183**	**1,389,183**


MOORPARK CALIFORNIA
INCORPORATED JULY 1 1983

Fiscal Year 2023/24

Capital Improvement Projects

Expense History
Capital Improvement Projects

CIP	2022/23 Estimated	2023/24 Adopted
City Manager's Office	399,745	849,943
Community Development	-	-
Parks, Rec & Comm Svcs	1,427,593	15,631,931
Public Works	12,392,572	13,869,284
Total Expenses	**$14,219,910**	**$30,351,158**

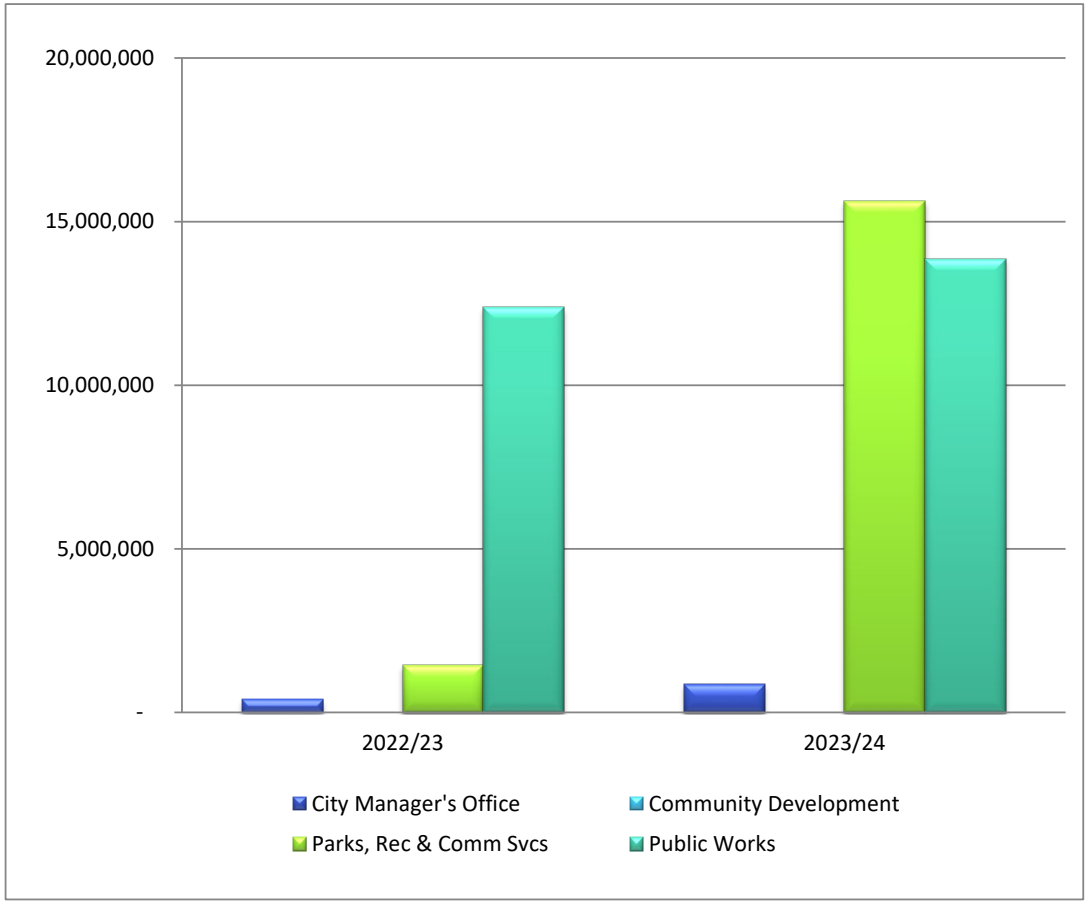

Fiscal Year 2023/24

Capital Improvement Projects Summary

CITY OF MOORPARK
FIVE-YEAR CAPITAL IMPROVEMENT PROJECTS SUMMARY
FISCAL YEAR 2023/24 THRU 2027/28

Project Number	Project Title	Prior Years Actual thru FY21/22	FY22/23 CY Estimate	FY23/24 Adopted	FY24/25 Projected	FY25/26 Projected	FY26/27 Projected	FY27/28 Projected	Projected Project Cost Thru 27/28
C0003	Millard Drain	-	-	250,000	-	-	-	-	250,000
C0004	Moorpark Avenue Widening Project	2,343,217	-	101,648	1,000,000	-	-	-	3,444,865
C0009	High Street Improvements	-	80,000	1,420,000	-	-	-	-	1,500,000
C0012	New City Hall and Civic Center Complex	1,549,618	162,595	187,668	-	-	-	-	1,899,880
C0014	Pedestrian Access Improvements at the Civic Center	58,270	-	232,222	-	-	-	-	290,492
C0020	Princeton Avenue Widening	3,938,149	11,367,836	6,664,285	-	-	-	-	21,970,269
C0021	Los Angeles Ave Widening-Spring Rd to Moorpark Ave.	3,277,582	70,595	1,652,505	-	-	-	-	5,000,681
C0022	Spring Road Widening	475,366	-	774,568	-	-	-	-	1,249,934
C0025	Route 23 North Alignment	192,325	-	-	-	-	-	-	192,325
C0027	Underground Utility District No. 2	240	-	-	-	-	-	-	240
C0030	Los Angeles Avenue Widening at Shasta Avenue	1,678,147	-	49,558	-	-	-	-	1,727,705
C0031	North Hills Parkway	1,973,838	-	-	-	-	-	-	1,973,838
C0032	Metrolink North Parking Lot Expansion	1,442,755	658,792	-	-	-	-	-	2,101,548
C0033	Los Angeles Avenue Undergrounding	26,694	-	441,307	-	-	-	-	468,001
C0035	Arroyo Drive Overlay	25,293	22,732	488,975	-	-	-	-	537,000
C0037	Arroyo Drive Bike/Ped Project	112,832	22,991	894,177	-	-	-	-	1,030,000
C0042	Arroyo Vista Recreation Center Facility Expansion	-	-	150,000	-	-	-	-	150,000
C0047	AVCP Storage Facility	-	-	80,000	-	-	-	-	80,000
C0048	Arroyo Vista Recreation Center Gym Expansion Project	-	-	-	2,450,000	-	-	-	2,450,000
C0052	North Train Station Public Art	-	175,000	25,000	-	-	-	-	200,000
C0053	Championship Drive Sidewalk and Trail Improvements	-	-	295,000	-	-	-	-	295,000
C0056	New Moorpark City Library	320,761	555,300	8,615,081	20,311,202	-	-	-	29,802,343
C0061	Arroyo Simi Trail Plan	-	127,720	91,609	-	-	-	-	219,329
C0062	80 Acre Parcel Trail Project	29,704	-	23,278	-	-	-	-	52,981
C0063	Inclusive Playground at Tierra Rejada Park	121,449	1,598	1,980,644	-	-	-	-	2,103,690
C0064	Replace Play Equipment at Community Center Park	-	-	215,000	-	-	-	-	215,000
C0065	City Entry Monument Signage	-	141,223	50,052	-	-	-	-	191,275
C0066	Campus Park Playground Upgrades	-	-	785,000	-	-	-	-	785,000
C0067	Replace Play Equpment at Glenwood Park	-	-	250,000	-	-	-	-	250,000
C0068	High Street Arts Center Roofing Replacement	-	251,275	-	-	-	-	-	251,275
C0070	City Hall at 323 Science Drive	6,721,214	237,150	662,275	-	-	-	-	7,620,639
C0071	Lease SCE Property Adjacent to AVCP	-	-	65,000	1,935,000	-	-	-	2,000,000
C0073	Moorpark Police Services Center CHP Tenant Improvement	-	12,469	37,531	-	-	-	-	50,000
C0074	Tennis & Basketball Court LED Lighting Conversion	-	-	172,500	-	-	-	-	172,500
C0075	Railroad Crossing Improvements at Gabbert Road	-	-	-	-	800,000	-	-	800,000
M0002	ADA Improvements	38,702	-	186,299	25,000	25,000	25,000	25,000	325,000
M0024	Arroyo Vista Recreation Center HVAC Replacement	305,205	114,715	-	-	-	-	-	419,920
M0025	Arroyo Vista Recreation Center Kitchen Remodel	-	-	550,000	-	-	-	-	550,000
M0029	Sidewalk Reconstruction Project	-	50,000	-	-	-	-	-	50,000
M0033	Traffic Signal Cabinet Upgrades	65,468	35,000	38,222	-	-	-	-	138,690
M0040	Los Angeles Avenue Traffic Signals/Fiber Optic Upgrade	14,345	-	935,655	-	-	-	-	950,000
M0044	Park & Facility Pavement Rehabilitation	-	-	448,900	279,780	-	-	-	728,680
M0045	Princeton Ave/Campus Park Dr Landscape Renovation	-	-	1,085,000	2,000,000	-	-	-	3,085,000
M0046	Los Angeles Ave Landscape Renovation	-	-	545,000	-	-	-	-	545,000
M0047	Downtown Area Slurry Seal	1,274,011	-	-	-	-	-	-	1,274,011
M0052	Moorpark Highlands Slope Naturalization	10,047	-	33,816	-	-	-	-	43,863

CITY OF MOORPARK
FIVE-YEAR CAPITAL IMPROVEMENT PROJECTS SUMMARY
FISCAL YEAR 2023/24 THRU 2027/28

Project Number	Project Title	Prior Years Actual thru FY21/22	FY22/23 CY Estimate	FY23/24 Adopted	FY24/25 Projected	FY25/26 Projected	FY26/27 Projected	FY27/28 Projected	Projected Project Cost Thru 27/28
M0053	Replace Skate Park Fencing at Poindexter Park	-	-	100,000	-	-	-	-	100,000
P0011	Bus Shelter and Other Bus Stop Amenities	25,850	-	66,768	-	-	-	-	92,618
R0030	Arroyo Vista Community Park EV Charger	-	48,294	-	-	-	-	-	48,294
	Replace Playground Equipment at Magnolia Park	-	-	-	175,000	-	-	-	175,000
	Replace Playground Equipment at Mountain Meadow Park	-	-	-	225,000	-	-	-	225,000
	Replace Playground Equipment at Peach Hill Park	-	-	-	135,000	-	-	-	135,000
	Replace Playground Equipment at Villa Campesina Park	-	-	-	250,000	-	-	-	250,000
	Replace Playground Equipment at Virginia Colony Park	-	-	-	200,000	-	-	-	200,000
	Disc Golf Course	-	-	-	150,000	-	-	-	150,000
	Total	**26,021,080**	**14,135,285**	**30,644,541**	**29,135,982**	**825,000**	**25,000**	**25,000**	**100,811,888**

Budget Worksheet

Project: C0003 - MILLARD DRAIN		2021-2022 Actual	2022-2023 Budget	2022-2023 YTD Actual	Defined Budgets 2022-2023 CY Estimate	2023-2024 Recommended	2023-2024 Adopted-PRT
Project: C0003 - MILLARD DRAIN							
3005-311-C0003-55300	MILLARD DRAIN - CAPITAL - PROF SVC	0	250,000	0	0	250,000	250,000
	Project: C0003 - MILLARD DRAIN Total:	**0**	**250,000**	**0**	**0**	**250,000**	**250,000**
Project: C0004 - MRPK AV WIDE/CASEY TO 3RD							
2002-311-C0004-55100	MRPK AV WIDE/CASEY-3RD - LAND ACQUISITION	0	101,648	0	0	101,648	101,648
	Project: C0004 - MRPK AV WIDE/CASEY TO 3RD Total:	**0**	**101,648**	**0**	**0**	**101,648**	**101,648**
Project: C0009 - HIGH STREET STREETSCAPE							
3005-311-C0009-55200	HIGH ST STREETSCAPE - INFRASTRUCTURES	0	1,360,000	0	0	1,360,000	1,360,000
3005-311-C0009-55300	HIGH ST STREETSCAPE - CAPITAL-PROF SVC	0	140,000	12,711	80,000	60,000	60,000
	Project: C0009 - HIGH STREET STREETSCAPE Total:	**0**	**1,500,000**	**12,711**	**80,000**	**1,420,000**	**1,420,000**
Project: C0012 - CIVIC CENTER COMPLEX							
2018-120-C0012-55300	CIVIC CTR - CAPITAL-PROF SVC	2,280	91,235	0	500	90,735	90,735
3001-120-C0012-51040	CIVIC CTR - LEGAL SVC	1,736	0	0	0	0	0
3001-120-C0012-55210	CIVIC CTR - BLDG & STRUCT ACQ	0	83,330	0	0	83,330	83,330
3001-120-C0012-55300	CIVIC CTR - CAPITAL-PROF SVC	31,978	175,698	118,758	162,095	13,603	13,603
	Project: C0012 - CIVIC CENTER COMPLEX Total:	**35,994**	**350,263**	**118,758**	**162,595**	**187,668**	**187,668**
Project: C0014 - CIVIC CTR PED ACCESS IMPR							
2001-171-C0014-55300	CIV CTR PED ACC IMPR - CAPITAL-PROF SVC	0	4,371	0	0	4,371	4,371
2001-171-C0014-55500	CIV CTR PED ACC IMPR - IMPRV OTHER THAN BLDG	0	111,740	0	0	111,740	111,740
2411-171-C0014-55300	CIV CTR PED ACC IMPR - CAPITAL-PROF SVC	0	4,371	0	0	4,371	4,371
2411-171-C0014-55500	CIV CTR PED ACC IMPR - IMPRV OTHER THAN BLDG	0	111,740	0	0	111,740	111,740
	Project: C0014 - CIVIC CTR PED ACCESS IMPR Total:	**0**	**232,222**	**0**	**0**	**232,222**	**232,222**

Budget Worksheet

Project: C0019 - CENTRAL IRRIGATION SYSTEM		2021-2022 Actual	2022-2023 Budget	2022-2023 YTD Actual	Defined Budgets 2022-2023 CY Estimate	2023-2024 Recommended	2023-2024 Adopted-PRT
Project: C0019 - CENTRAL IRRIGATION SYSTEM							
1000-541-C0019-55500	CENTRAL IRRIG SYS - IMPRV OTHER THAN BLDG	0	0	0	0	0	0
BUDGET NOTES							
BUDGET CODE	SUBJECT	DESCRIPTION					
ADOPTED-PRT	RECOMMENDED	INSTALLATION OF CONTROLLERS, FLOW SENSORS AND MASTER VALVES AT AVCP & MILLER PARKS.					
Project: C0019 - CENTRAL IRRIGATION SYSTEM Total:		**0**	**0**	**0**	**0**	**0**	**0**
Project: C0020 - PRINCETON AVE IMPROVEMENT PROJ (FORMERLY WIDENING)							
1000-311-C0020-55200	PRINCETON AV IMPROV - NFRASTRUCTURES	0	450,000	34,705	0	450,000	450,000
2002-311-C0020-55200	PRINCETON AV IMPROV - INFRASTRUCTURES	0	6,216,363	4,258,169	5,000,000	1,216,363	1,216,363
2002-311-C0020-55300	PRINCETON AV IMPROV - CAPITAL-PROF SVC	110,084	1,712,351	1,180,566	1,147,836	564,515	564,515
2014-311-C0020-55100	PRINCETON AV IMPROV - LAND ACQUISITION	65,942	643	0	0	643	643
2014-311-C0020-55200	PRINCETON AV IMPROV - INFRASTRUCTURES	(5,574)	7,280,524	4,262,302	5,000,000	2,280,524	2,280,524
2014-311-C0020-55210	PRINCETON AV IMPROV - BLDG & STRUCT ACQ	0	601	0	0	601	601
2014-311-C0020-55300	PRINCETON AV IMPROV - CAPITAL-PROF SVC	94,806	32,418	23,640	20,000	12,418	12,418
2409-311-C0020-55200	PRINCETON AV IMPROV - INFRASTRUCTURES	0	1,744,220	321,868	100,000	1,644,220	1,644,220
2416-311-C0020-55200	PRINCETON AV IMPROV - INFRASTRUCTURES	0	595,000	20,037	100,000	495,000	495,000
Project: C0020 - PRINCETON AVE IMPROVEMENT PROJ (FORMERLY WIDENING) Total:		**265,259**	**18,032,121**	**10,101,290**	**11,367,836**	**6,664,285**	**6,664,285**
Project: C0021 - LA AVE WIDEN - SPRING/MPK							
2014-311-C0021-55100	LA AV WIDE-SPRING/MPK - LAND ACQUISITION	802,626	7,374	0	0	7,374	7,374
2014-311-C0021-55200	LA AV WIDE-SPRING/MPK - INFRASTRUCTURES	0	418,033	0	0	418,033	418,033
2014-311-C0021-55300	LA AV WIDE-SPRING/MPK - CAPITAL-PROF SVC	0	500,922	54,314	70,595	430,327	430,327
2401-311-C0021-55200	LA AV WIDE-SPRING/MPK - INFRASTRUCTURES	0	796,770	0	0	796,770	796,770
Project: C0021 - LA AVE WIDEN - SPRING/MPK Total:		**802,626**	**1,723,100**	**54,314**	**70,595**	**1,652,505**	**1,652,505**
Project: C0022 - SPRING ROAD WIDENING							
2014-311-C0022-55100	SPRING RD WIDE - LAND ACQUISITION	0	81,314	0	0	81,314	81,314
2014-311-C0022-55200	SPRING RD WIDE - INFRASTRUCTURES	0	625,620	0	0	625,620	625,620
2014-311-C0022-55300	SPRING RD WIDE - CAPITAL-PROF SVC	0	67,635	0	0	67,635	67,635
Project: C0022 - SPRING ROAD WIDENING Total:		**0**	**774,568**	**0**	**0**	**774,569**	**774,569**

Budget Worksheet

Project: C0029 - METROLINK S LOT NEW ENTRY		2021-2022 Actual	2022-2023 Budget	2022-2023 YTD Actual	Defined Budgets 2022-2023 CY Estimate	2023-2024 Recommended	2023-2024 Adopted-PRT
Project: C0029 - METROLINK S LOT NEW ENTRY							
2001-311-C0029-55200	METROLK SLOT NEW ENTRY - INFRASTRUCTURES	0	0	0	0	0	0
2001-311-C0029-55300	METROLK SLOT NEW ENTRY - CAPITAL-PROF SVC	0	0	0	0	0	0
2413-311-C0029-55200	METROLK SLOT NEW ENTRY - INFRASTRUCTURES	0	0	0	0	0	0
2414-311-C0029-55200	METROLK SLOT NEW ENTRY - INFRASTRUCTURES	0	0	0	0	0	0
	Project: C0029 - METROLINK S LOT NEW ENTRY Total:	**0**	**0**	**0**	**0**	**0**	**0**
Project: C0030 - WIDENING @ LA AVE/SHASTA							
2014-311-C0030-55300	WIDE @ LA AV/SHASTA - CAPITAL-PROF SVC	0	49,558	0	0	49,558	49,558
	Project: C0030 - WIDENING @ LA AVE/SHASTA Total:	**0**	**49,558**	**0**	**0**	**49,558**	**49,558**
Project: C0032 - METROLINK NORTH PARKING							
2001-430-C0032-55200	METROLK N PARKING - INFRASTRUCTURES	798,832	76,789	37,618	36,789	0	0
2001-430-C0032-55300	METROLK N PARKING - CAPITAL-PROF SVC	4,500	0	0	0	0	0
2413-430-C0032-55200	METROLK N PARKING - INFRASTRUCTURES	18,330	6,901	6,900	6,901	0	0
2414-430-C0032-55200	METROLK N PARKING - INFRASTRUCTURES	316,516	383,484	333,438	333,438	0	0
2417-430-C0032-55200	MLINK N PARK LOT - INFRASTRUCTURE	6,872	453	453	453	0	0
2434-430-C0032-55200	METROLK N PARKING - INFRASTRUCTURES	152,566	273,708	273,709	273,710	0	0
2434-430-C0032-55300	METROLK N PARKING - CAPITAL-PROF SVC	20,200	996	7,502	7,502	0	0
	Project: C0032 - METROLINK NORTH PARKING Total:	**1,317,816**	**742,330**	**659,622**	**658,792**	**0**	**0**
Project: C0033 - NEW LA AVE UNDERGROUNDING							
2001-311-C0033-55300	NEW LA AV UNDERGRD - CAPITAL-PROF SVC	0	286	0	0	286	286
2014-311-C0033-55200	NEW LA AV UNDERGRD - INFRASTRUCTURES	0	308,000	0	0	308,000	308,000
2014-311-C0033-55300	NEW LA AV UNDERGRD - CAPITAL-PROF SVC	0	133,021	0	0	133,021	133,021
	Project: C0033 - NEW LA AVE UNDERGROUNDING Total:	**0**	**441,307**	**0**	**0**	**441,307**	**441,307**
Project: C0035 - ARROYO DRIVE OVERLAY							
2412-311-C0035-55200	ARROYO DRIVE OVERLAY - INFRASTRUCTURES	0	446,344	0	0	446,344	446,344
2412-311-C0035-55300	ARROYO DRIVE OVERLAY - PROFESSIONAL SERVICES	24,637	65,363	10,735	22,732	42,631	42,631
	Project: C0035 - ARROYO DRIVE OVERLAY Total:	**24,637**	**511,707**	**10,735**	**22,732**	**488,975**	**488,975**

Budget Worksheet

Project: C0037 - ARROYO DR BIKE/PED PROJ		2021-2022 Actual	2022-2023 Budget	2022-2023 YTD Actual	Defined Budgets 2022-2023 CY Estimate	2023-2024 Recommended	2023-2024 Adopted-PRT
Project: C0037 - ARROYO DR BIKE/PED PROJ							
2001-311-C0037-55200	ARROYO DR BIKE/PED - INFRASTRUCTURES	0	200,000	0	0	200,000	200,000
2001-311-C0037-55300	ARROYO DR BIKE/PED - CAP PROF SVC	31,064	37,756	26,084	10,670	27,086	27,086
2411-311-C0037-55200	ARROYO DR BIKE/PED - INFRASTRUCTURES	0	216,856	0	0	216,856	216,856
2411-311-C0037-55300	ARROYO DR BIKE/PED - CAP PROF SVC	68,624	462,556	64,141	12,321	450,235	450,235
	Project: C0037 - ARROYO DR BIKE/PED PROJ Total:	**99,688**	**917,168**	**90,225**	**22,991**	**894,177**	**894,177**
Project: C0042 - AVRC FACILITY EXPANSION							
2018-171-C0042-55300	AVRC FACILITY EXP - DESIGN/ENGINEERING	0	150,000	0	0	150,000	150,000
	Project: C0042 - AVRC FACILITY EXPANSION Total:	**0**	**150,000**	**0**	**0**	**150,000**	**150,000**
Project: C0047 - AVCP STORAGE FACILITY							
2010-541-C0047-55300	AVCP STORAGE FAC - CAP PROF SVC	0	20,000	0	0	20,000	20,000
2010-541-C0047-55400	AVCP STORAGE FAC - CONSTRUCTION BLDG	0	60,000	0	0	60,000	60,000
	Project: C0047 - AVCP STORAGE FACILITY Total:	**0**	**80,000**	**0**	**0**	**80,000**	**80,000**
Project: C0050 - SCE STREETLIGHTS-ACQUISITION							
1000-312-C0050-55200	SCE STLIGHT ACQ - INFRASTRUCTURE	50,712	0	0	0	0	0
2415-312-C0050-55200	SCE STLIGHT ACQ - INFRASTRUCTURE	21,912	0	0	0	0	0
	Project: C0050 - SCE STREETLIGHTS-ACQUISITION Total:	**72,624**	**0**	**0**	**0**	**0**	**0**
Project: C0052 - NORTH TRAIN STATION PUBLIC ART							
2007-511-C0052-55500	N TRAIN STN PUBLIC ART - IMPROV OTHER THAN BLDG	2,741	197,259	98,270	175,000	25,000	25,000
	Project: C0052 - NORTH TRAIN STATION PUBLIC ART Total:	**2,741**	**197,259**	**98,270**	**175,000**	**25,000**	**25,000**
Project: C0053 - CHAMPIONSHIP DR TRAIL EAST SIDEWALK							
2315-542-C0053-55200	CHAMPIONSHIP DR TRAIL SIDEWALK - INFRASTRUCTURE	0	250,000	0	0	250,000	250,000
2315-542-C0053-55300	CHAMPIONSHIP DR TRAIL SIDEWALK - CAP PROF SVC	0	45,000	0	0	45,000	45,000
	Project: C0053 - CHAMPIONSHIP DR TRAIL EAST SIDEWALK Total:	**0**	**295,000**	**0**	**0**	**295,000**	**295,000**
Project: C0056 - NEW LIBRARY BLDG							
2800-171-C0056-55200	NEW LIBRARY - INFRASTRUCTURES	0	5,688,798	0	0	5,688,798	5,688,798

Budget Worksheet

Project: C0056 - NEW LIBRARY BLDG		2021-2022 Actual	2022-2023 Budget	2022-2023 YTD Actual	Defined Budgets 2022-2023 CY Estimate	2023-2024 Recommended	2023-2024 Adopted-PRT
3001-171-C0056-55300	NEW LIBRARY-CAPITAL PROF SVC	134,756	3,481,583	379,682	555,300	2,926,283	2,926,283
	Project: C0056 - NEW LIBRARY BLDG Total:	**134,756**	**9,170,381**	**379,682**	**555,300**	**8,615,081**	**8,615,081**
Project: C0061 - ARROYO SIMI TRAIL IMPROVEMENTS							
2001-542-C0061-55300	TSM - CAPITAL-PROF SVC	0	99,329	23,342	54,153	45,176	45,176
2018-542-C0061-55300	ARROYO SIMI TRAIL IMPRV - CAPITAL PROF SVC	0	120,000	54,600	73,567	46,433	46,433
	Project: C0061 - ARROYO SIMI TRAIL IMPROVEMENTS Total:	**0**	**219,329**	**77,943**	**127,720**	**91,609**	**91,609**
Project: C0062 - 80AC-TRAIL & TRAILHEAD IMPROVEMENT							
2018-173-C0062-55300	80AC TRAIL/TRAILHEAD IMPROV - CAP PROF SVCS	0	23,278	0	0	23,278	23,278
	Project: C0062 - 80AC-TRAIL & TRAILHEAD IMPROVEMENT Total:	**0**	**23,278**	**0**	**0**	**23,278**	**23,278**
Project: C0063 - ALL INCLUSIVE PLAYGROUND @ TIERRA REJAD PK							
1000-541-C0063-55300	ALL INCLSV PLAY GRND @TR - CAP PROF SVCS	890	4,271	0	0	4,271	4,271
2007-541-C0063-55500	PLAY GRND @TR - IMPRV OTHR THAN BLDG	0	450,000	1,686	0	450,000	450,000
2010-541-C0063-55300	ALL INCLSV PLAY GRND @TR - CAP PROF SVC	3,565	63,970	51,233	1,598	212,373	212,373
2010-541-C0063-55500	ALL INCLSV PLAY GRND @TR - IMPRV OTHR THAN BLDG	0	1,314,000	0	0	1,314,000	1,314,000
	Project: C0063 - ALL INCLUSIVE PLAYGROUND @ TIERRA REJAD PK Total:	**4,455**	**1,832,241**	**52,919**	**1,598**	**1,980,644**	**1,980,644**
Project: C0064 - COMMUNITY CTR PK PLAYGRND IMPROV/EQUIP REPLC							
2011-541-C0064-55500	COMM CTR PK PLYGRND IMPRV/RPLC-IMPRV OTHR THN B...	0	90,000	0	0	90,000	90,000
3003-541-C0064-55000	COMM CTR PK PLYGRND IMPRV/RPLC - MACHINE&EQUP	0	125,000	0	0	125,000	125,000
	Project: C0064 - COMMUNITY CTR PK PLAYGRND IMPROV/EQUIP REPLC Total:	**0**	**215,000**	**0**	**0**	**215,000**	**215,000**
Project: C0065 - CITY ENTRY MONUMENT SIGNAGE							
1000-542-C0065-55500	MONUMENT SIGN - IMPROVE OTHER THAN BUDG	0	106,275	71,222	91,223	15,052	15,052
2007-542-C0065-55500	MONUMENT SIGN - IMPROVE OTHER THAN BLDG	0	25,000	25,000	25,000	35,000	35,000
2018-542-C0065-55500	MONUMENT SIGN - IMPROVE OTHER THAN BLDG	0	25,000	25,000	25,000	0	0
	Project: C0065 - CITY ENTRY MONUMENT SIGNAGE Total:	**0**	**156,275**	**121,222**	**141,223**	**50,052**	**50,052**
Project: C0066 - CAMPUS PARK PLAYGROUND AREA UPGRADES (2021)							
2011-541-C0066-55300	CMPS PK PLYGRND UPGD - CAPITAL PROF SVC	0	0	0	0	45,000	45,000
2011-541-C0066-55500	CMPS PK PLYGRND UPGD - IMPRV OTHR THN BLDG	0	330,000	17,888	0	610,000	610,000

Budget Worksheet

Project: C0066 - CAMPUS PARK PLAYGROUND AREA UPGRADES (2021)		2021-2022 Actual	2022-2023 Budget	2022-2023 YTD Actual	Defined Budgets 2022-2023 CY Estimate	2023-2024 Recommended	2023-2024 Adopted-PRT
3003-541-C0066-55000	CMPS PK PLYGRND UPGD - MACHINE&EQUP	0	130,000	0	0	130,000	130,000
Project: C0066 - CAMPUS PARK PLAYGROUND AREA UPGRADES (2021) Total:		**0**	**460,000**	**17,888**	**0**	**785,000**	**785,000**
Project: C0067 - GLENWOOD PK PLAY EQUIPMENT REPLACEMENT							
2013-541-C0067-55500	GLNWD PK PLY EQUP - IMPROVE OTHER THAN BLDG	0	120,000	0	0	120,000	120,000
3003-541-C0067-55000	GLNWD PK PLY EQUIP - MACHINE&EQUP	0	130,000	0	0	130,000	130,000
Project: C0067 - GLENWOOD PK PLAY EQUIPMENT REPLACEMENT Total:		**0**	**250,000**	**0**	**0**	**250,000**	**250,000**
Project: C0068 - HSAC ROOFING REPLACEMENT							
1000-171-C0068-55500	HSAC ROOF - IMPROVE OTHER THAN BLDG	0	251,275	218,500	251,275	0	0
Project: C0068 - HSAC ROOFING REPLACEMENT Total:		**0**	**251,275**	**218,500**	**251,275**	**0**	**0**
Project: C0070 - CITY HALL AT 323 SCIENCE DRIVE							
1000-120-C0070-55300	CITY HALL AT 323 SCIENCE DRIVE - CAPITAL-PROF SVC	74,609	227,121	178,034	166,321	60,800	60,800
2800-120-C0070-55210	CITY HALL 323 SCI DR - BLDG & STRUCT ACQ	2,012,870	0	0	0	0	0
3001-120-C0070-55210	CITY HALL AT 323 SCIENCE DRIVE - BLDG & STRUCT ACQ	4,603,522	277,157	780	781	299,376	299,376
3001-120-C0070-55300	CITY HALL AT 323 SCIENCE DRIVE - CAPITAL-PROF SVC	30,213	295,147	170,423	70,048	302,099	302,099
Project: C0070 - CITY HALL AT 323 SCIENCE DRIVE Total:		**6,721,214**	**799,425**	**349,239**	**237,150**	**662,275**	**662,275**
Project: C0071 - Lease SCE Property Adjacent to AVCP							
3004-541-C0071-55300	LEASE SCE PROPERTY ADJ TO AVCP - CAPITAL PROF SVC	0	65,000	0	0	65,000	65,000
Project: C0071 - Lease SCE Property Adjacent to AVCP Total:		**0**	**65,000**	**0**	**0**	**65,000**	**65,000**
Project: C0073 - CHP TENANT IMPROVEMENT PROJECT - MPSC							
3004-171-C0073-55300	CHP TENANT IMPROV - CAPITAL-PROF SVC	0	50,000	34,181	12,469	37,531	37,531
Project: C0073 - CHP TENANT IMPROVEMENT PROJECT - MPSC Total:		**0**	**50,000**	**34,181**	**12,469**	**37,531**	**37,531**
Project: C0074 - TENNIS & BASKETBALL COURT LED LIGHTING CONVERSION							
1000-541-C0074-55500	TENNIS & BASKETBALL CT - IMPRV OTH THAN BLDG	0	0	0	0	70,000	70,000
2010-541-C0074-55500	TENNIS & BASKETBALL CT - IMPRV OTH THAN BLDG	0	0	0	0	55,000	55,000
2011-541-C0074-55500	TENNIS & BASKETBALL CT - IMPRV OTH THAN BLDG	0	0	0	0	47,500	47,500
Project: C0074 - TENNIS & BASKETBALL COURT LED LIGHTING CONVERSION Total:		**0**	**0**	**0**	**0**	**172,500**	**172,500**

Budget Worksheet

Project: L0074 - MOORPARK NE OPEN SPACE PURCHASE		2021-2022 Actual	2022-2023 Budget	2022-2023 YTD Actual	Defined Budgets 2022-2023 CY Estimate	2023-2024 Recommended	2023-2024 Adopted-PRT
Project: L0074 - MOORPARK NE OPEN SPACE PURCHASE							
2018-173-L0074-55100	MPK NE OPEN SP - LAND ACQUISITION	0	0	(39,538)	0	0	0
BUDGET NOTES							
BUDGET CODE	SUBJECT	DESCRIPTION					
ADOPTED-PRT	SOURCE	FUNDED BY VC SUSTAINABILITY FEE					
Project: L0074 - MOORPARK NE OPEN SPACE PURCHASE Total:		**0**	**0**	**(39,538)**	**0**	**0**	**0**
Project: M0002 - ADA IMPROVEMENTS (2011/12)							
1000-171-M0002-55500	ADA IMPROVEMENTS - IMPRV OTHER THAN BLDG	0	186,299	0	0	186,299	186,299
Project: M0002 - ADA IMPROVEMENTS (2011/12) Total:		**0**	**186,299**	**0**	**0**	**186,299**	**186,299**
Project: M0024 - AVRC HVAC REPLACEMENT							
2018-171-M0024-55300	AVRC HVAC REPLAC - CAPITAL PROF SVC	6,400	13,245	4,155	12,515	0	0
2018-171-M0024-55500	AVRC HVAC REPLAC - IMPRV OTHER THAN BLDG	35,000	54,350	0	10,000	0	0
3003-171-M0024-55500	AVRC HVAC REPLAC - IMPRV OTHER THAN BLDG	214,800	138,250	92,198	92,200	0	0
Project: M0024 - AVRC HVAC REPLACEMENT Total:		**256,200**	**205,845**	**96,353**	**114,715**	**0**	**0**
Project: M0025 - AVRC KITCHEN REMODEL							
2018-171-M0025-55300	AVRC REMODEL - CAPITAL PROF SVC	0	50,000	0	0	50,000	50,000
2018-171-M0025-55500	ACRC REMODEL - IMPRV OTHER THAN BLDG	0	250,000	0	0	250,000	250,000
3010-171-M0025-55500	AVRC REMODEL - IMPRV OTHER THAN BLDG	0	0	0	0	250,000	250,000
Project: M0025 - AVRC KITCHEN REMODEL Total:		**0**	**300,000**	**0**	**0**	**550,000**	**550,000**
Project: M0029 - SIDEWALK RECONSTRUCTION PROGRAM							
2412-311-M0029-55200	SIDEWLK RECONSTR PROG - INFRASTRUCTURE	0	50,000	0	50,000	0	0
Project: M0029 - SIDEWALK RECONSTRUCTION PROGRAM Total:		**0**	**50,000**	**0**	**50,000**	**0**	**0**
Project: M0033 - TRAFFIC SIGNAL CABINET UPGRADES							
2412-311-M0033-55200	TRF SIGNAL UPGRD-INFRASTRUCTURE	0	73,222	0	35,000	38,222	38,222
Project: M0033 - TRAFFIC SIGNAL CABINET UPGRADES Total:		**0**	**73,222**	**0**	**35,000**	**38,222**	**38,222**
Project: M0040 - LA AVE TRAFFIC SIGNALS/FIBER OPTIC UPGRADE							
2014-311-M0040-55200	LA AV TRAF SIGNALS/FIB OPTIC UPGRD - INFRASTRUCT	0	935,650	0	0	935,650	935,650

Budget Worksheet

Project: M0040 - LA AVE TRAFFIC SIGNALS/FIBER OPTIC UPGRADE		2021-2022 Actual	2022-2023 Budget	2022-2023 YTD Actual	Defined Budgets 2022-2023 CY Estimate	2023-2024 Recommended	2023-2024 Adopted-PRT
2014-311-M0040-55300	LA AVE TRAF SIGNALS/FIB OPTIC UPGRD - CIP PROF SVC	0	5	0	0	5	5
Project: M0040 - LA AVE TRAFFIC SIGNALS/FIBER OPTIC UPGRADE Total:		**0**	**935,655**	**0**	**0**	**935,655**	**935,655**
Project: M0044 - PARK & FACILITY PAVEMENT REHAB							
1000-171-M0044-55500	PAVEMENT REHAB-IMPRV OTH THAN BLDG	0	74,624	0	0	74,624	74,624
1000-541-M0044-55300	PARK & FACILITY PAVEMENT REHAB - CAPITAL-PROF SVC	0	100,000	0	0	100,000	100,000
1000-541-M0044-55500	PARK & FACILITY PAVEMENT REHAB-IMPRV OTH THAN BL...	0	274,276	0	0	274,276	274,276
Project: M0044 - PARK & FACILITY PAVEMENT REHAB Total:		**0**	**448,900**	**0**	**0**	**448,900**	**448,900**
Project: M0045 - PRINCETON AVE/CAMPUS PK DR LSCAPE RENOV							
2006-542-M0045-55300	PRINCETON/CMP PK DR LSCAPE-CAPITAL PROF SVC	0	85,000	0	0	85,000	85,000
3004-542-M0045-55500	PRINCETON/CMP PL DR LSCAPE-IMPROV OTHER THAN BL...	0	1,000,000	0	0	1,000,000	1,000,000
Project: M0045 - PRINCETON AVE/CAMPUS PK DR LSCAPE RENOV Total:		**0**	**1,085,000**	**0**	**0**	**1,085,000**	**1,085,000**
Project: M0046 - LA AVE PKWAY RENOVATION (BET. SPRING & MILLARD)							
2006-542-M0046-55300	LA AVE PKWAY RENOV - CAPITAL PROF SVC	0	45,000	0	0	45,000	45,000
3004-542-M0046-55500	LA AVE PKWAY RENOV - IMPROVE OTH THAN BLDG	0	500,000	0	0	500,000	500,000
Project: M0046 - LA AVE PKWAY RENOVATION (BET. SPRING & MILLARD) Total:		**0**	**545,000**	**0**	**0**	**545,000**	**545,000**
Project: M0047 - 1920 SLURRY SEAL (DOWNTOWN AREA)							
2412-311-M0047-55200	DOWNTOWN AREA SLURRY SEAL - INFRASTRUCTURE	0	0	0	0	0	0
2416-311-M0047-55200	DOWNTOWN AREA SLURRY SEAL - INFRASTRUCTURES	0	0	0	0	0	0
Project: M0047 - 1920 SLURRY SEAL (DOWNTOWN AREA) Total:		**0**	**0**	**0**	**0**	**0**	**0**
Project: M0050 - SIDEWALK REHAB - RDA PROJ AREA							
3005-311-M0050-55200	SIDEWALK REHAB RDA PROJ AREA-INFRASTRUCTURE	263,905	0	0	0	0	0
Project: M0050 - SIDEWALK REHAB - RDA PROJ AREA Total:		**263,905**	**0**	**0**	**0**	**0**	**0**
Project: M0051 - SLOPE NATURALIZATION-MERIDIAN HILLS							
2320-542-M0051-55300	SLOPE NATURALIZATION - CAPITAL PROF SVC	0	0	0	0	0	0
Project: M0051 - SLOPE NATURALIZATION-MERIDIAN HILLS Total:		**0**	**0**	**0**	**0**	**0**	**0**

Budget Worksheet

Project: M0052 - SLOPE NATURALIZATION-MOORPARK HIGHLANDS		2021-2022 Actual	2022-2023 Budget	2022-2023 YTD Actual	Defined Budgets 2022-2023 CY Estimate	Defined Budgets 2023-2024 Recommended	Defined Budgets 2023-2024 Adopted-PRT
Project: M0052 - SLOPE NATURALIZATION-MOORPARK HIGHLANDS							
2322-542-M0052-55300	SLOPE NATURALIZATION - CAPITAL PROF SVC	0	33,816	0	0	33,816	33,816
Project: M0052 - SLOPE NATURALIZATION-MOORPARK HIGHLANDS Total:		**0**	**33,816**	**0**	**0**	**33,816**	**33,816**
Project: M0053 - Replace Skate Park Fencing at Poindexter Park							
2010-541-M0053-55500	REPLACE SKATE FENCING - IMPRV OTHR THN BLDG	0	100,000	0	0	100,000	100,000
Project: M0053 - Replace Skate Park Fencing at Poindexter Park Total:		**0**	**100,000**	**0**	**0**	**100,000**	**100,000**
Project: P0011 - CITY TRANSIT BUS SHLT&AMN							
2414-430-P0011-55500	CITYTRANSIT - IMPRV OTHER THAN BLDG	0	66,768	0	0	66,768	66,768
Project: P0011 - CITY TRANSIT BUS SHLT&AMN Total:		**0**	**66,768**	**0**	**0**	**66,768**	**66,768**
Project: R0030 - ARROYO VISTA COMMUNITY PARK							
2001-541-R0030-55500	AVCP - IMPRV OTHER THAN BLDG	0	55,538	48,294	48,294	0	0
Project: R0030 - ARROYO VISTA COMMUNITY PARK Total:		**0**	**55,538**	**48,294**	**48,294**	**0**	**0**
Report Total:		**10,001,914**	**43,926,495**	**12,502,615**	**14,135,285**	**30,644,541**	**30,644,541**

Fund Summary

Fund	2021-2022 Actual	2022-2023 Budget	2022-2023 YTD Actual	Defined Budgets 2022-2023 CY Estimate	Defined Budgets 2023-2024 Recommended	Defined Budgets 2023-2024 Adopted-PRT
1000 - GENERAL FUND	126,211	1,674,141	502,462	508,819	1,235,322	1,235,322
2001 - TRAFFIC SYSTM MGMT FUND	834,396	585,808	135,339	149,906	388,659	388,659
2002 - CITY-WIDE TRAFFIC MITIGAT	110,084	8,030,361	5,438,735	6,147,836	1,882,526	1,882,526
2006 - TREE AND LANDSCAPE FEES	0	130,000	0	0	130,000	130,000
2007 - ART IN PUBLIC PLACES	2,741	672,259	124,956	200,000	510,000	510,000
2010 - COMMUNITY WIDE PARK DEVT	3,565	1,557,970	51,233	1,598	1,761,373	1,761,373
2011 - PARK IMPROVEMENT ZONE 2017-1	0	420,000	17,888	0	792,500	792,500
2013 - PARK IMPROVEMENT ZONE 2017-2	0	120,000	0	0	120,000	120,000
2014 - LOS ANGELES A.O.C.	957,800	10,441,318	4,340,258	5,090,595	5,350,723	5,350,723
2018 - ENDOWMENT FUND	43,680	777,107	44,217	121,582	610,446	610,446
2315 - COUNTRY CLUB ESTATES	0	295,000	0	0	295,000	295,000
2320 - MERIDIAN HILLS	0	0	0	0	0	0
2322 - MOORPARK HIGHLANDS	0	33,816	0	0	33,816	33,816
2401 - TEA 21 FEDERAL GRANTS	0	796,770	0	0	796,770	796,770
2409 - FEDERAL & STATE GRANTS	0	1,744,220	321,868	100,000	1,644,220	1,644,220
2411 - LOCAL TDA ARTICLE 3	68,624	795,524	64,141	12,321	783,203	783,203
2412 - LOCAL TDA ARTICLE 8A	24,637	634,929	10,735	107,732	527,196	527,196
2413 - STATE TRANSIT ASSISTANCE	18,330	6,901	6,900	6,901	0	0
2414 - LOCAL TDA ARTICLE 8C	316,516	450,252	333,438	333,438	66,768	66,768
2415 - GAS TAX	21,912	0	0	0	0	0
2416 - ROAD MAINT & REHAB	0	595,000	20,037	100,000	495,000	495,000
2417 - STATE OF GOOD REPAIR	6,872	453	453	453	0	0
2434 - PROP 1B-LOCAL STREETS&RDS	172,766	274,704	281,211	281,212	0	0
2800 - AMERICAN RESCUE PLAN ACT (ARPA-CLFR)	2,012,870	5,688,798	0	0	5,688,798	5,688,798
3001 - CITY HALL IMPROVEMENT FUND	4,802,205	4,312,915	669,646	788,224	3,624,691	3,624,691
3003 - EQUIPMENT REPLACEMENT FUND	214,800	523,250	92,198	92,200	385,000	385,000
3004 - SPECIAL PROJECTS	0	1,615,000	34,181	12,469	1,602,531	1,602,531
3005 - REMAINING BOND PROCEEDS	263,905	1,750,000	12,711	80,000	1,670,000	1,670,000

Fund Summary

Fund	2021-2022 Actual	2022-2023 Budget	2022-2023 YTD Actual	Defined Budgets 2022-2023 CY Estimate	Defined Budgets 2023-2024 Recommended	Defined Budgets 2023-2024 Adopted-PRT
3010 - FACILITIES REPLACEMENT FUND	0	0	0	0	250,000	250,000
Report Total:	**10,001,914**	**43,926,495**	**12,502,615**	**14,135,285**	**30,644,541**	**30,644,541**

Fiscal Year 2023/24

Capital Improvement Budget Detail Including Funding Sources

CITY of MOORPARK
CAPITAL IMPROVEMENT PROJECTS
FISCAL YEARS 2023/24 thru 2027/28

Project Number:	**C0003**	**Council Goals and Objectives:**	**N/A**
Project Title:	**Millard Drain**		
Department:	**Public Works**		

Project Description:

Construction of storm drainage infrastructure improvements to serve the residential area north of the intersection of Los Angeles Avenue and Millard Street. No funding source has been identified for this project. The full scope and cost of this project has not been determined.

Location Map

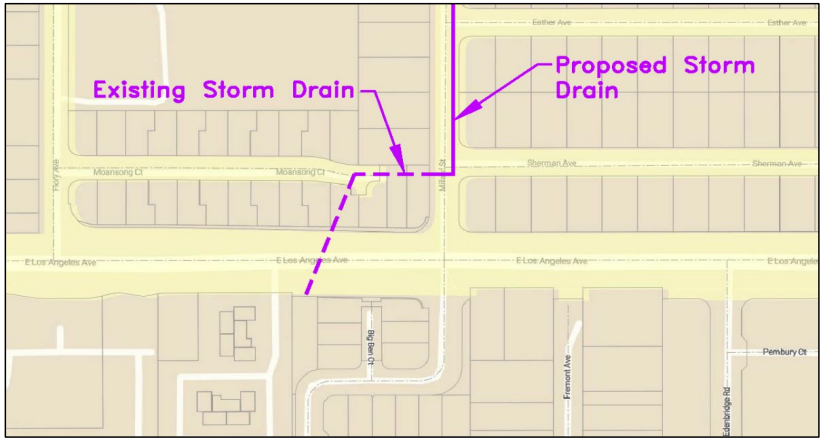

Budget Unit	Account Description	Total Expenditures ESTIMATED as of 6/30/2023	2022/23 Estimated Carryover Amount	ADDITIONAL FUNDING REQUEST 2023/24 Appropriation	2024/25 Estimate	2025/26 Estimate	2026/27 Estimate	2027/28 Estimate	Estimated TOTAL Project Cost
3005-311-C0003-55300	Capital - Professional Services		$ 250,000						**$ 250,000**
TBD-55200	Infrastructures								
TBD-55300	Capital - Professional Services								
Project TOTAL			**$ 250,000**						**$ 250,000**
Funding Source(s):									
REMAINING BOND PROCEEDS - Fund 3005			$ 250,000						**$ 250,000**
TBD - Fund TBD									
TOTAL			**$ 250,000**						**$ 250,000**

CITY of MOORPARK
CAPITAL IMPROVEMENT PROJECTS
FISCAL YEARS 2023/24 thru 2027/28

Project Number:	**C0004**	**Council Goals and Objectives:**	**N/A**
Project Title:	**Moorpark Widening Project**		
Department:	**Public Works**		

Project Description:

Widening of Moorpark Avenue to add a southbound lane along the west side from Casey Road to Third Street. Includes street realignment at First Street and Poindexter Avenue (Prior Project 8057) and rail crossing improvements (Prior Project 8038). Prior year appropriations for those projects have been returned to funding sources. Prior to commencing work on this project, the General Plan and Circulation Element must be updated to identify the second southbound lane. Therefore, funding has been moved to Future Years.

Phase 1: Perform preliminary engineering design documents and cost estimates for street improvements at Poindexter Avenue and First Street (2024/25)

Location Map

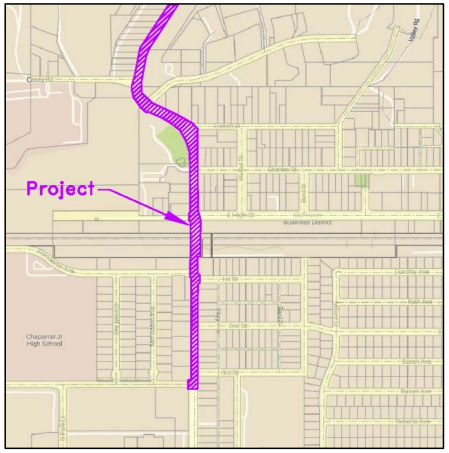

Budget Unit	Account Description	Total Expenditures ESTIMATED as of 6/30/2023	2022/23 Estimated Carryover Amount	ADDITIONAL FUNDING REQUEST 2023/24 Appropriation	2024/25 Estimate	2025/26 Estimate	2026/27 Estimate	2027/28 Estimate	Estimated TOTAL Project Cost
2002-311-C0004-55100	Land Acquisition	$ 1,268,352	$ 101,648						**$ 1,370,000**
2002-311-C0004-55300	Capital - Professional Services	$ 134,245			$ 1,000,000				**$ 1,134,245**
2014-311-C0004-55200	Infrastructures	$ 156,708							**$ 156,708**
2111-311-C0004-55100	Land Acquisition	$ 632,737							**$ 632,737**
2111-311-C0004-55210	Bldg & Struct Acq	$ 22,500							**$ 22,500**
2111-311-C0004-55300	Capital - Professional Services	$ 128,675							**$ 128,675**
Project TOTAL		**$ 2,343,217**	**$ 101,648**		**$ 1,000,000**				**$ 3,444,865**
Funding Source(s):									
CITY-WIDE TRAFFIC MITIGAT - Fund 2002		$ 1,402,597	$ 101,648		$ 1,000,000				**$ 2,504,245**
LOS ANGELES A.O.C. - Fund 2014		$ 156,708							**$ 156,708**
RDA OPERATING FUND - Fund 2111		$ 783,912							**$ 783,912**
TOTAL		**$ 2,343,217**	**$ 101,648**		**$ 1,000,000**				**$ 3,444,865**

CITY of MOORPARK
CAPITAL IMPROVEMENT PROJECTS
FISCAL YEARS 2023/24 thru 2027/28

Project Number:	**C0009**	**Council Goals and Objectives:**	**3.15**
Project Title:	**High Street Improvements**		
Department:	**Public Works**		

Project Description:

Improve sidewalks on High Street to include traffic calming devices and street parking improvements. Install new site furnishings.

Location Map

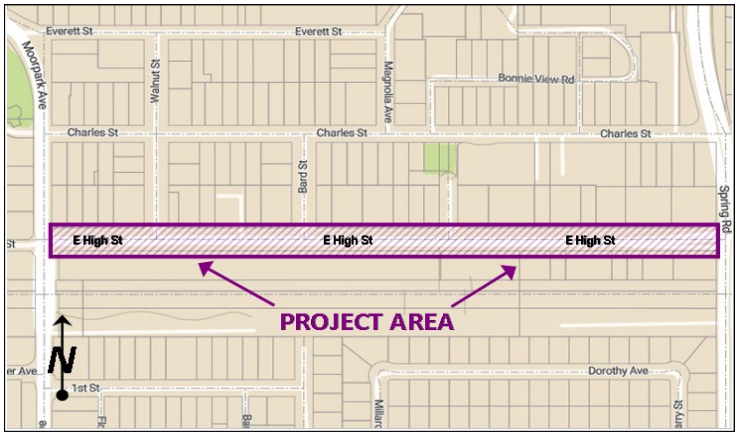

Budget Unit	Account Description	Total Expenditures ESTIMATED as of 6/30/2023	2022/23 Estimated Carryover Amount	ADDITIONAL FUNDING REQUEST 2023/24 Appropriation	2024/25 Estimate	2025/26 Estimate	2026/27 Estimate	2027/28 Estimate	Estimated TOTAL Project Cost
3005-311-C0009-55200	Infrastructures		$ 1,360,000						**$ 1,360,000**
3005-311-C0009-55300	Capital - Professional Services	$ 80,000	$ 60,000						**$ 140,000**
TBD-55200	Infrastructures								
TBD-55300	Capital - Professional Services								
Project TOTAL		**$ 80,000**	**$ 1,420,000**						**$ 1,500,000**
Funding Source(s):									
REMAINING BOND PROCEEDS - Fund 3005		$ 80,000	$ 1,420,000						**$ 1,500,000**
TBD - Fund TBD									
TOTAL		**$ 80,000**	**$ 1,420,000**						**$ 1,500,000**

CITY of MOORPARK
CAPITAL IMPROVEMENT PROJECTS
FISCAL YEARS 2023/24 thru 2027/28

Project Number:	**C0012**	**Council Goals and Objectives:**	**N/A**
Project Title:	**New City Hall and Civic Center Complex**		
Department:	**Parks, Recreation & Community Services**		

Project Description:

Acquisition of property and design and construction of a city hall and civic center complex on the northwest corner of Moorpark Avenue and High Street. Current expenditures are for program EIR for Civic Center Master Plan. Balance of funds to be used in future years for engineering, construction, and associated administrative expenses.

Location Map

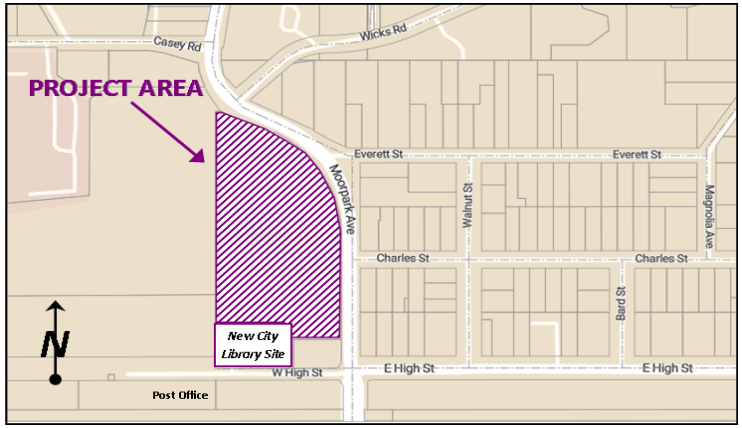

Budget Unit	Account Description	Total Expenditures ESTIMATED as of 6/30/2023	2022/23 Estimated Carryover Amount	ADDITIONAL FUNDING REQUEST 2023/24 Appropriation	2024/25 Estimate	2025/26 Estimate	2026/27 Estimate	2027/28 Estimate	Estimated TOTAL Project Cost
2018-120-C0012-55300	Capital - Professional Services	$ 252,437	$ 90,735						**$ 343,172**
2111-611-C0012-55100	Land Acquisition	$ 352,645							**$ 352,645**
3001-120-C0012-55100	Land Acquisition	$ 2,700							**$ 2,700**
3001-120-C0012-55210	Bldg & Struct Acq	$ 96,138	$ 83,330						**$ 179,468**
3001-120-C0012-55300	Capital - Professional Services	$ 1,008,293	$ 13,603						**$ 1,021,896**
Project TOTAL		**$ 1,712,213**	**$ 187,668**						**$ 1,899,880**
Funding Source(s):									
ENDOWMENT FUND - Fund 2018		$ 252,437	$ 90,735						**$ 343,172**
RDA OPERATING FUND (INACTIVE) - Fund 2111		$ 352,645							**$ 352,645**
CITY HALL IMPROVEMENT FUND - Fund 3001		$ 1,107,131	$ 96,933						**$ 1,204,064**
TOTAL		**$ 1,712,213**	**$ 187,668**						**$ 1,899,880**

CITY of MOORPARK
CAPITAL IMPROVEMENT PROJECTS
FISCAL YEARS 2023/24 thru 2027/28

Project Number:	**C0014**	**Council Goals and Objectives:**	**N/A**
Project Title:	**Pedestrian Access Improvements at the Civic Center**		
Department:	**Parks, Recreation & Community Services**		

Project Description:

Create ADA accessible pedestrian access from Moorpark Avenue through the Civic Center including an improved bus turnout.

Estimated carryover reflects a reduction of $341,984 of TSM Fund (2001) and removal of $20,000 in TDA 8c (2414) to bring expenditures down to local 50% match requirement of Article 3 Fund (2411).

Location Map

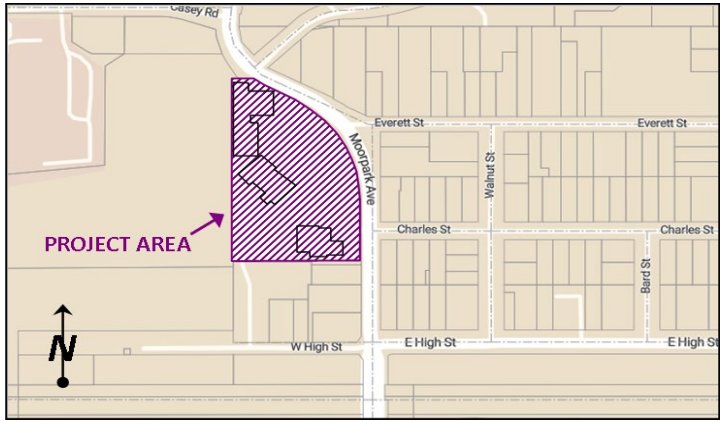

Budget Unit	Account Description	Total Expenditures ESTIMATED as of 6/30/2023	2022/23 Estimated Carryover Amount	ADDITIONAL FUNDING REQUEST 2023/24 Appropriation	2024/25 Estimate	2025/26 Estimate	2026/27 Estimate	2027/28 Estimate	Estimated TOTAL Project Cost
2001-171-C0014-55300	Capital - Professional Services	$ 34,593	$ 4,371						**$ 38,964**
2001-171-C0014-55500	Improvements Other Than Bldgs	$ 4,562	$ 111,740						**$ 116,302**
2411-171-C0014-55300	Capital - Professional Services	$ 19,115	$ 4,371						**$ 23,486**
2411-171-C0014-55500	Improvements Other Than Bldgs		$ 111,740						**$ 111,740**
Project TOTAL		**$ 58,270**	**$ 232,222**						**$ 290,492**
Funding Source(s):									
TRAFFIC SYSTM MGMT FUND - Fund 2001		$ 39,155	$ 116,111						**$ 155,266**
LOCAL TDA ARTICLE 3 - Fund 2411		$ 19,115	$ 116,111						**$ 135,226**
TOTAL		**$ 58,270**	**$ 232,222**						**$ 290,492**

CITY of MOORPARK
CAPITAL IMPROVEMENT PROJECTS
FISCAL YEARS 2023/24 thru 2027/28

Project Number:	**C0020**	**Council Goals and Objectives:**	**N/A**
Project Title:	**Princeton Avenue Improvement**		
Department:	**Public Works**		

Project Description:

Road widening, realignment, and reconstruction of Princeton Avenue, from a point east of Spring Road to South Condor Drive. In FY 2009/10, the City was awarded a Bicycle Transportation Account (BTA) in the amount of $206,000 and a Highway Safety Improvement Program (HSIP) in the amount of $900,000. In 2018, VCTC reprogrammed $200,000 in Federal STP-L funds to the project, increasing Federal funds to $1.1 million. In 2022, the City added $456,976 in Federal Highway Infrastructure Program (HIP) funds and $450,000 in reimbursement revenue from Ventura County Waterworks District No. 1

Location Map

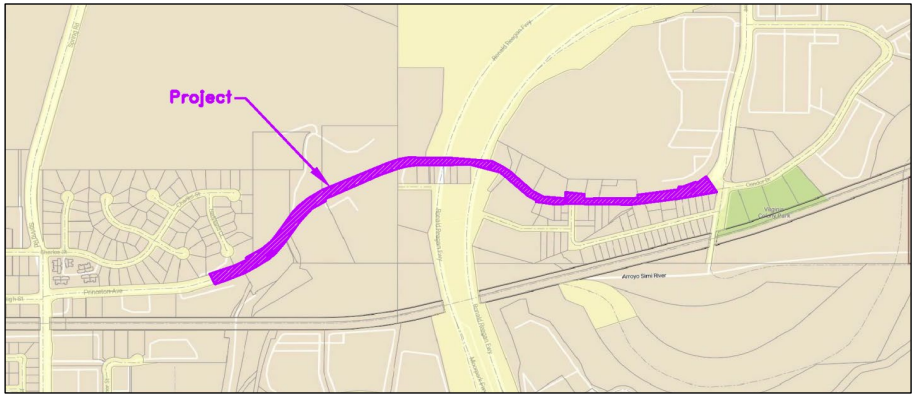

Budget Unit	Account Description	Total Expenditures ESTIMATED as of 6/30/2023	2022/23 Estimated Carryover Amount	ADDITIONAL FUNDING REQUEST 2023/24 Appropriation	2024/25 Estimate	2025/26 Estimate	2026/27 Estimate	2027/28 Estimate	Estimated TOTAL Project Cost
2014-311-C0020-55100	Land Acquisition	$ 2,243,159	$ 643						**$ 2,243,802**
2014-311-C0020-55200	Infrastructures	$ 5,053,594	$ 2,280,524						**$ 7,334,118**
2014-311-C0020-55210	Bldg & Struct Acq	$ 52,310	$ 601						**$ 52,911**
2014-311-C0020-55300	Capital - Professional Services	$ 1,497,263	$ 12,418						**$ 1,509,681**
2409-311-C0020-55200	Infrastructures	$ 100,000	$ 1,644,220						**$ 1,744,220**
2415-311-C0020-55100	Land Acquisition	$ 1,739							**$ 1,739**
2416-311-C0020-55200	Infrastructures	$ 100,000	$ 495,000						**$ 595,000**
1000-311-C0020-55200	Infrastructures		$ 450,000						**$ 450,000**
2002-311-C0020-55200	Infrastructures	$ 5,000,000	$ 1,216,363						**$ 6,216,363**
2002-311-C0020-55300	Capital - Professional Services	$ 1,257,920	$ 564,515						**$ 1,822,435**
2800-311-C0020-55200	Infrastructures								
Project TOTAL		**$ 15,305,985**	**$ 6,664,285**						**$ 21,970,269**
Funding Source(s):									
LOS ANGELES A.O.C. - Fund 2014		$ 8,846,326	$ 2,294,187						**$ 11,140,512**
FEDERAL & STATE GRANTS - Fund 2409		$ 100,000	$ 1,644,220						**$ 1,744,220**
GAS TAX - Fund 2415		$ 1,739							**$ 1,739**
ROAD MAINT & REHAB - Fund 2416		$ 100,000	$ 495,000						**$ 595,000**
GENERAL FUND - Fund 1000			$ 450,000						**$ 450,000**
CITY-WIDE TRAFFIC MITIGAT - Fund 2002		$ 6,257,920	$ 1,780,878						**$ 8,038,798**
AMERICAN RESCUE PLAN ACT - Fund 2800									
TOTAL		**$ 15,305,985**	**$ 6,664,285**						**$ 21,970,269**

CITY of MOORPARK
CAPITAL IMPROVEMENT PROJECTS
FISCAL YEARS 2023/24 thru 2027/28

Project Number:	**C0021**	**Council Goals and Objectives:**	**N/A**
Project Title:	**Los Angeles Avenue Widening - Spring Road to Moorpark Avenue**		
Department:	**Public Works**		

Project Description:

Street widening and improvements for additional vehicle travel lanes, an emergency lane, curb and gutter, and sidewalk along the south side of Los Angeles Avenue, from Moorpark Avenue to Spring Road. Project scope of work will also include storm drainage infrastructure improvements along the south side of Los Angeles Avenue and installation of a traffic signal at the intersection of Millard Street/Los Angeles Avenue.

Location Map

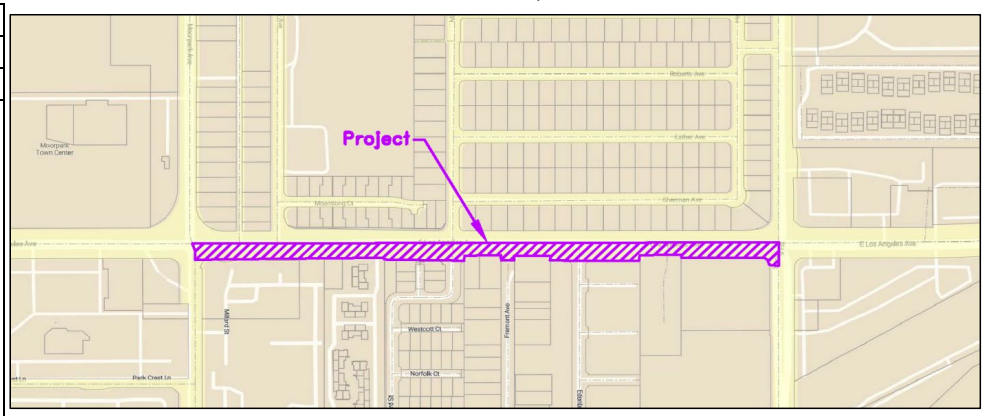

Budget Unit	Account Description	Total Expenditures ESTIMATED as of 6/30/2023	2022/23 Estimated Carryover Amount	ADDITIONAL FUNDING REQUEST 2023/24 Appropriation	2024/25 Estimate	2025/26 Estimate	2026/27 Estimate	2027/28 Estimate	Estimated TOTAL Project Cost
2014-311-C0021-55100	Land Acquisition	$ 2,357,738	$ 7,374						**$ 2,365,112**
2014-311-C0021-55200	Infrastructures	$ 29,395	$ 418,033						**$ 447,428**
2014-311-C0021-55210	Bldg & Struct Acq	$ 46,196							**$ 46,196**
2014-311-C0021-55300	Capital - Professional Services	$ 914,848	$ 430,327						**$ 1,345,175**
2401-311-C0021-55200	Infrastructures		$ 796,770						**$ 796,770**
Project TOTAL		**$ 3,348,177**	**$ 1,652,505**						**$ 5,000,681**
Funding Source(s):									
LOS ANGELES A.O.C. - Fund 2014		$ 3,348,177	$ 855,735						**$ 4,203,911**
TEA 21 FEDERAL GRANTS - Fund 2401			$ 796,770						**$ 796,770**
TOTAL		**$ 3,348,177**	**$ 1,652,505**						**$ 5,000,681**

CITY of MOORPARK
CAPITAL IMPROVEMENT PROJECTS
FISCAL YEARS 2023/24 thru 2027/28

Project Number:	**C0022**	**Council Goals and Objectives:**	**N/A**
Project Title:	**Spring Road Widening**		
Department:	**Public Works**		

Project Description:

Widening of the east side of Spring Road, from Los Angeles Avenue to Flinn Avenue. Widening improvements will also require relocation of the traffic signal pole at the NE corner of Los Angeles Avenue and Spring Road.

Location Map

Budget Unit	Account Description	Total Expenditures ESTIMATED as of 6/30/2023	2022/23 Estimated Carryover Amount	ADDITIONAL FUNDING REQUEST 2023/24 Appropriation	2024/25 Estimate	2025/26 Estimate	2026/27 Estimate	2027/28 Estimate	Estimated TOTAL Project Cost
2014-311-C0022-55100	Land Acquisition	$ 278,621	$ 81,314						**$ 359,935**
2014-311-C0022-55200	Infrastructures	$ 44,380	$ 625,620						**$ 670,000**
2014-311-C0022-55300	Capital - Professional Services	$ 152,365	$ 67,635						**$ 220,000**
Project TOTAL		**$ 475,366**	**$ 774,569**						**$ 1,249,935**
Funding Source(s):									
LOS ANGELES A.O.C. - Fund 2014		$ 475,366	$ 774,569						**$ 1,249,935**
TOTAL		**$ 475,366**	**$ 774,569**						**$ 1,249,935**

CITY of MOORPARK
CAPITAL IMPROVEMENT PROJECTS
FISCAL YEARS 2023/24 thru 2027/28

Project Number:	**C0025**	**Council Goals and Objectives:**	**N/A**
Project Title:	**Route 23 North Alignment**		
Department:	**Public Works**		

Project Description:

Design and construction of a roadway north of Princeton Avenue to connect to Broadway Road. Initial costs are for the development of conceptual design plans. Note, 50% of the design and engineering costs will be funded through the North Hills Parkway Project (C0031). The projected construction cost estimate is $85 million.

Location Map

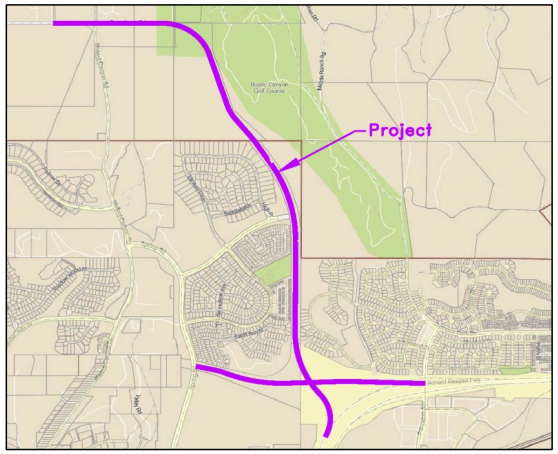

Budget Unit	Account Description	Total Expenditures ESTIMATED as of 6/30/2023	2022/23 Estimated Carryover Amount	ADDITIONAL FUNDING REQUEST 2023/24 Appropriation	2024/25 Estimate	2025/26 Estimate	2026/27 Estimate	2027/28 Estimate	Estimated TOTAL Project Cost
2002-311-C0025-55300	Capital - Professional Services	$ 192,325							**$ 192,325**
Project TOTAL		**$ 192,325**							**$ 192,325**
Funding Source(s):									
CITY-WIDE TRAFFIC MITIGAT - Fund 2002		$ 192,325							**$ 192,325**
TOTAL		**$ 192,325**							**$ 192,325**

CITY of MOORPARK
CAPITAL IMPROVEMENT PROJECTS
FISCAL YEARS 2023/24 thru 2027/28

Project Number:	**C0027**	**Council Goals and Objectives:**	**N/A**
Project Title:	**Underground Utility District No. 2**		
Department:	**Public Works**		

Project Description:

Establishment and implementation of an underground utility district along Los Angeles Avenue, between Shasta Avenue and Millard Street, to underground high voltage overhead transmission lines and remove all poles and overhead wires. SCE Rule 20A monies in the approximate amount of $400,000 are not included in the budget figures shown below.

Location Map

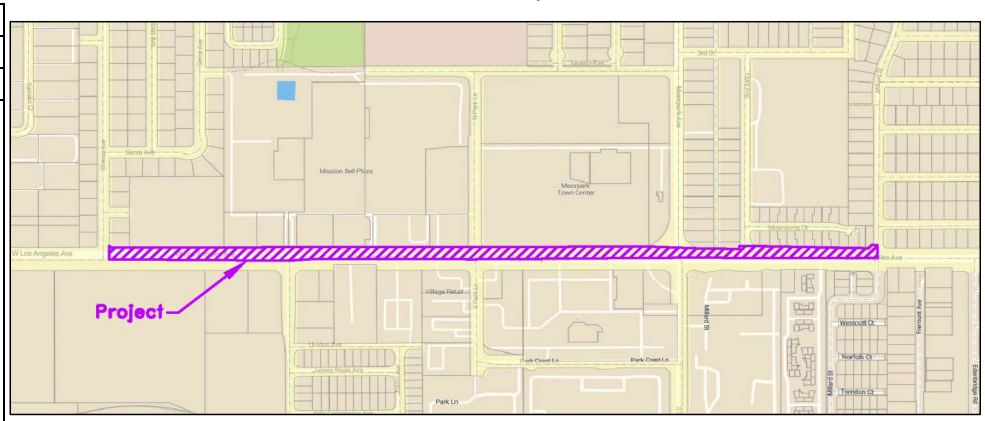

Budget Unit	Account Description	Total Expenditures ESTIMATED as of 6/30/2023	2022/23 Estimated Carryover Amount	ADDITIONAL FUNDING REQUEST 2023/24 Appropriation	2024/25 Estimate	2025/26 Estimate	2026/27 Estimate	2027/28 Estimate	Estimated TOTAL Project Cost
2014-311-C0027-55200	Infrastructures	$ 240							**$ 240**
Project TOTAL		**$ 240**							**$ 240**
Funding Source(s):									
LOS ANGELES A.O.C. - Fund 2014		$ 240							**$ 240**
TOTAL		**$ 240**							**$ 240**

CITY of MOORPARK
CAPITAL IMPROVEMENT PROJECTS
FISCAL YEARS 2023/24 thru 2027/28

Project Number:	**C0030**	**Council Goals and Objectives:**	**N/A**
Project Title:	**L.A. Avenue Widening at Shasta Avenue**		
Department:	**Public Works**		

Project Description:

The construction and widening of the south side of Los Angeles Avenue, between Maureen Lane and Leta Yancy Road, along the frontage of the vacant property of Tentative Tract 5882 (Pacific Communities). A traffic signal will be constructed at the intersection of Los Angeles Avenue and Shasta Avenue during the development of Tract 5882 (Pacific Communities). It is the intent of the City to seek reimbursement from the developer of Tract 5882 for costs incurred to implement this project. Construction is complete. The remaining budget is for contingency work required by Caltrans for the final turnover. The contingency amount was reduced from $49,558 to $10,000.

Location Map

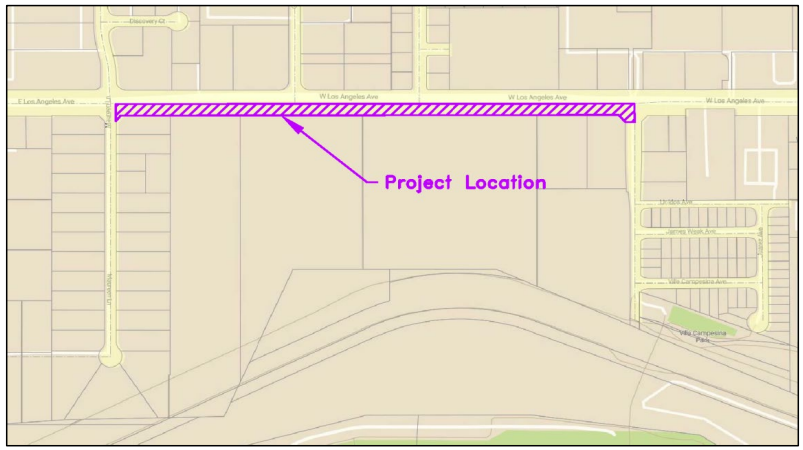

Budget Unit	Account Description	Total Expenditures ESTIMATED as of 6/30/2023	2022/23 Estimated Carryover Amount	ADDITIONAL FUNDING REQUEST 2023/24 Appropriation	2024/25 Estimate	2025/26 Estimate	2026/27 Estimate	2027/28 Estimate	Estimated TOTAL Project Cost
2014-311-C0030-55200	Infrastructures	$ 1,601,706							**$ 1,601,706**
2014-311-C0030-55300	Capital - Professional Services	$ 76,442	$ 49,558						**$ 126,000**
Project TOTAL		**$ 1,678,147**	**$ 49,558**						**$ 1,727,705**
Funding Source(s):									
LOS ANGELES A.O.C. - Fund 2014		$ 1,678,147	$ 49,558						**$ 1,727,705**
TOTAL		**$ 1,678,147**	**$ 49,558**						**$ 1,727,705**

CITY of MOORPARK
CAPITAL IMPROVEMENT PROJECTS
FISCAL YEARS 2023/24 thru 2027/28

Project Number:	**C0031**	**Council Goals and Objectives:**	**N/A**
Project Title:	**North Hills Parkway**		
Department:	**Public Works**		

Project Description:

Construction of an east-west arterial street north of the railroad corridor, to be generally located within the right-of-way reserved for the previous Route 118 bypass project. Initial costs are for the development of a conceptual design. 50% of design and engineering costs will be funded through Route 23 North Alignment Project (C0025). Project includes 1449 and 1493 Walnut Canyon Road properties. In 2008, a feasibility study prepared by Parsons estimated the total construction cost to be $85 million. This includes costs for actual construction, engineering support, and R/W. The buildout of North Hills Parkway will be dependent on several proposed development projects, including Hitch Ranch, Tract 5906, Tract 5130, Tract 5847, and the Moorpark Movie Studios.

Location Map

Budget Unit	Account Description	Total Expenditures ESTIMATED as of 6/30/2023	2022/23 Estimated Carryover Amount	ADDITIONAL FUNDING REQUEST 2023/24 Appropriation	2024/25 Estimate	2025/26 Estimate	2026/27 Estimate	2027/28 Estimate	Estimated TOTAL Project Cost
2002-311-C0031-55100	Land Acquisition	$ 644,300							**$ 644,300**
2002-311-C0031-55300	Capital - Professional Services	$ 872,407							**$ 872,407**
2002-311-C0031-55500	Improvements Other Than Bldgs	$ 56,920							**$ 56,920**
2415-311-C0031-55100	Land Acquisition	$ 242,109							**$ 242,109**
2415-311-C0031-55300	Capital - Professional Services	$ 158,102							**$ 158,102**
Project TOTAL		**$ 1,973,838**							**$ 1,973,838**
Funding Source(s):									
CITY-WIDE TRAFFIC MITIGAT - Fund 2002		$ 1,573,627							**$ 1,573,627**
GAS TAX - Fund 2415		$ 400,211							**$ 400,211**
TOTAL		**$ 1,973,838**							**$ 1,973,838**

CITY of MOORPARK
CAPITAL IMPROVEMENT PROJECTS
FISCAL YEARS 2023/24 thru 2027/28

Project Number:	**C0032**	**Council Goals and Objectives:**	**3.14**
Project Title:	**Metrolink North Parking Lot Expansion**		
Department:	**Public Works**		

Project Description:

Convert vacant lot (approximately 150' wide x 120' long) west of Metrolink North Parking Lot into a formal parking lot, adding an estimated 35-40 parking stalls. The project also includes reconstructing the existing North Parking Lot (owned by VCTC).

Location Map

Budget Unit	Account Description	Total Expenditures ESTIMATED as of 6/30/2023	2022/23 Estimated Carryover Amount	ADDITIONAL FUNDING REQUEST 2023/24 Appropriation	2024/25 Estimate	2025/26 Estimate	2026/27 Estimate	2027/28 Estimate	Estimated TOTAL Project Cost
2001-430-C0032-55200	Infrastructures	$ 798,833							**$ 798,833**
2001-430-C0032-55300	Capital - Professional Services	$ 101,973							**$ 101,973**
2413-430-C0032-55200	Infrastructures	$ 25,231							**$ 25,231**
2414-430-C0032-55200	Infrastructures	$ 649,954							**$ 649,954**
2417-430-C0032-55200	Infrastructures	$ 7,325							**$ 7,325**
2434-430-C0032-55200	Infrastructures	$ 430,276							**$ 430,276**
2434-430-C0032-55300	Capital - Professional Services	$ 87,955							**$ 87,955**
Project TOTAL		**$ 2,101,548**							**$ 2,101,548**
Funding Source(s):									
TRAFFIC SYSTM MGMT FUND - Fund 2001		$ 900,806							**$ 900,806**
STATE TRANSIT ASSISTANCE - Fund 2413		$ 25,231							**$ 25,231**
LOCAL TDA ARTICLE 8C - Fund 2414		$ 649,954							**$ 649,954**
STATE OF GOOD REPAIR - Fund 2417		$ 7,325							**$ 7,325**
PROP 1B-LOCAL STREETS&RDS - Fund 2434		$ 518,231							**$ 518,231**
TOTAL		**$ 2,101,548**							**$ 2,101,548**

CITY of MOORPARK
CAPITAL IMPROVEMENT PROJECTS
FISCAL YEARS 2023/24 thru 2027/28

Project Number:	**C0033**	**Council Goals and Objectives:**	**N/A**
Project Title:	**Los Angeles Avenue Undergrounding**		
Department:	**Public Works**		

Project Description:

Undergrounding the overhead utilities along the north side of Los Angeles Avenue, east and west of the Arroyo Simi bridge.

Location Map

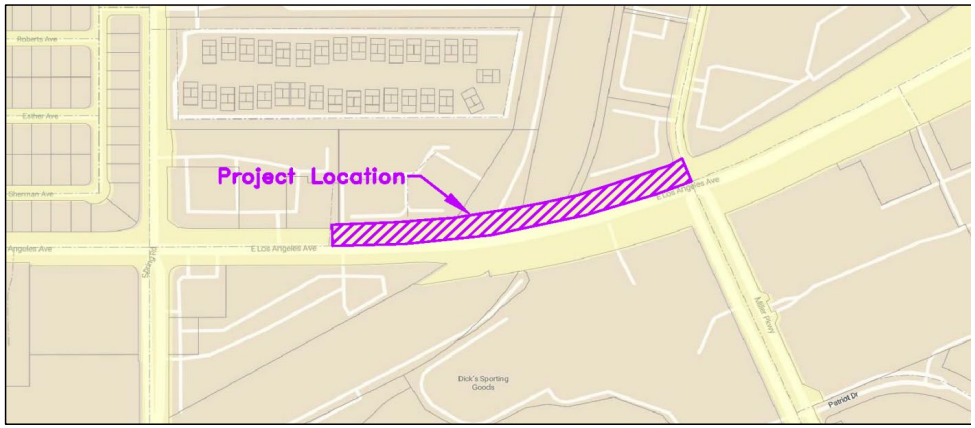

Budget Unit	Account Description	Total Expenditures ESTIMATED as of 6/30/2023	2022/23 Estimated Carryover Amount	ADDITIONAL FUNDING REQUEST 2023/24 Appropriation	2024/25 Estimate	2025/26 Estimate	2026/27 Estimate	2027/28 Estimate	Estimated TOTAL Project Cost
2001-311-C0033-55300	Capital - Professional Services	$ 13,414	$ 286						**$ 13,700**
2014-311-C0033-55200	Infrastructures		$ 308,000						**$ 308,000**
2014-311-C0033-55300	Capital - Professional Services	$ 13,280	$ 133,021						**$ 146,301**
Project TOTAL		**$ 26,694**	**$ 441,307**						**$ 468,001**
Funding Source(s):									
TRAFFIC SYSTM MGMT FUND - Fund 2001		$ 13,414	$ 286						**$ 13,700**
LOS ANGELES A.O.C. - Fund 2014		$ 13,280	$ 441,021						**$ 454,301**
TOTAL		**$ 26,694**	**$ 441,307**						**$ 468,001**

CITY of MOORPARK
CAPITAL IMPROVEMENT PROJECTS
FISCAL YEARS 2023/24 thru 2027/28

Project Number:	**C0035**	**Council Goals and Objectives:**	**2.15**
Project Title:	**Arroyo Drive Overlay**		
Department:	**Public Works**		

Project Description:

Pavement rehabilitation on Arroyo Drive, from Collins Drive to entrance of Villa del Arroyo Mobile Home Park.

Location Map

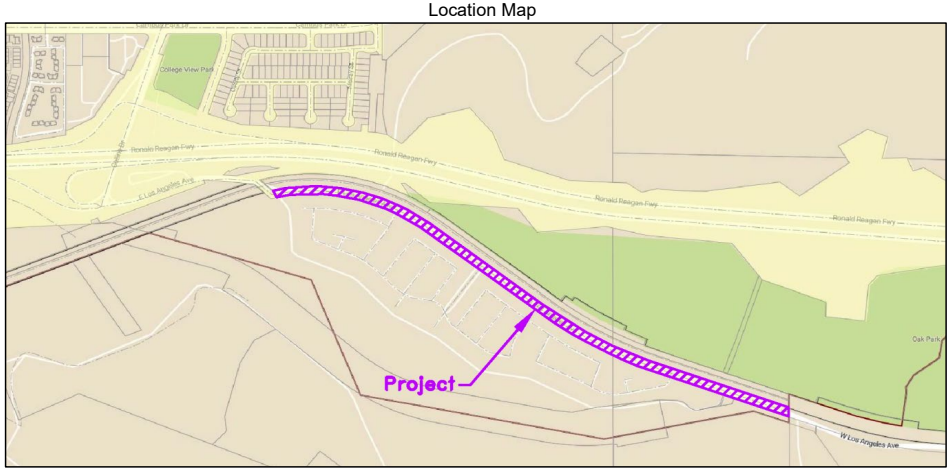

Budget Unit	Account Description	Total Expenditures ESTIMATED as of 6/30/2023	2022/23 Estimated Carryover Amount	ADDITIONAL FUNDING REQUEST 2023/24 Appropriation	2024/25 Estimate	2025/26 Estimate	2026/27 Estimate	2027/28 Estimate	Estimated TOTAL Project Cost
2412-311-C0035-55200	Infrastructures		$ 446,344						**$ 446,344**
2412-311-C0035-55300	Capital - Professional Services	$ 47,369	$ 42,631						**$ 90,000**
2434-311-C0035-55300	Capital - Professional Services	$ 656							**$ 656**
Project TOTAL		**$ 48,025**	**$ 488,975**						**$ 537,000**
Funding Source(s):									
LOCAL TDA ARTICLE 8A - Fund 2412		$ 47,369	$ 488,975						**$ 536,344**
PROP 1B-LOCAL STREETS&RDS - Fund 2434		$ 656							**$ 656**
TOTAL		**$ 48,025**	**$ 488,975**						**$ 537,000**

CITY of MOORPARK
CAPITAL IMPROVEMENT PROJECTS
FISCAL YEARS 2023/24 thru 2027/28

Project Number: C0037 **Council Goals and Objectives:** 2.15

Project Title: Arroyo Drive Bike/Ped Project

Department: Public Works

Project Description:

Pedestrian improvements along Arroyo Drive, between Collins Drive and Simi Valley city limit line. TDA Article 3 grant for FY 2015/16 and FY 2016/17 provides $200,000 for a sidewalk starting at west end of Villa Del Arroyo Mobile Home Park, eastward to the Simi Valley city limit line. $200,000 grant requires a 50% local match. FY 2018/19 includes new grant ($531,180) and local match of $68,820.

Location Map

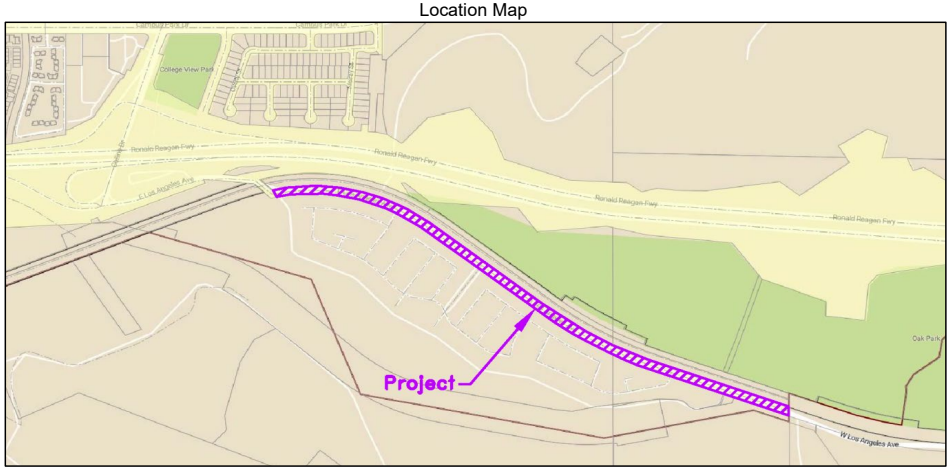

Budget Unit	Account Description	Total Expenditures ESTIMATED as of 6/30/2023	2022/23 Estimated Carryover Amount	ADDITIONAL FUNDING REQUEST 2023/24 Appropriation	2024/25 Estimate	2025/26 Estimate	2026/27 Estimate	2027/28 Estimate	Estimated TOTAL Project Cost
2001-311-C0037-55200	Infrastructures		$ 200,000						**$ 200,000**
2001-311-C0037-55300	Capital - Professional Services	$ 41,734	$ 27,086						**$ 68,820**
2411-311-C0037-55100	Land Acquisition	$ 13,144							**$ 13,144**
2411-311-C0037-55200	Infrastructures		$ 216,856						**$ 216,856**
2411-311-C0037-55300	Capital - Professional Services	$ 80,945	$ 450,235						**$ 531,180**
Project TOTAL		**$ 135,823**	**$ 894,177**						**$ 1,030,000**
Funding Source(s):									
TRAFFIC SYSTM MGMT FUND - Fund 2001		$ 41,734	$ 227,086						**$ 268,820**
LOCAL TDA ARTICLE 3 - Fund 2411		$ 94,089	$ 667,091						**$ 761,180**
TOTAL		**$ 135,823**	**$ 894,177**						**$ 1,030,000**

CITY of MOORPARK
CAPITAL IMPROVEMENT PROJECTS
FISCAL YEARS 2023/24 thru 2027/28

Project Number:	**C0042**	**Council Goals and Objectives:**	**4.4**
Project Title:	**Arroyo Vista Recreation Center Facility Expansion**		
Department:	**Parks, Recreation & Community Services**		

Project Description:

Develop design plan for Arroyo Vista Recreation Center for improvements to the facility which include office expansion.

Location Map

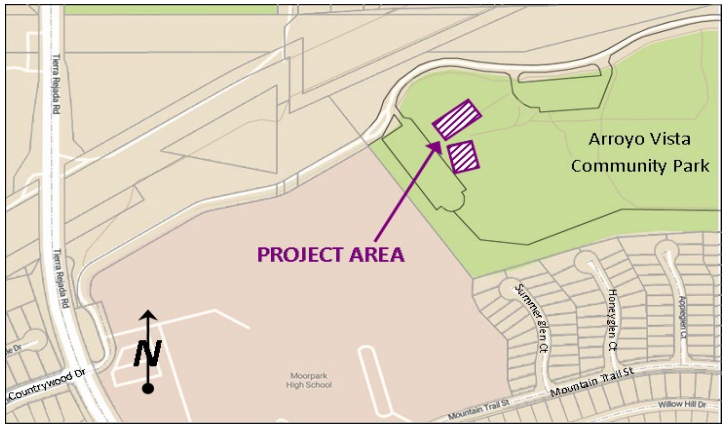

Budget Unit	Account Description	Total Expenditures ESTIMATED as of 6/30/2023	2022/23 Estimated Carryover Amount	ADDITIONAL FUNDING REQUEST 2023/24 Appropriation	2024/25 Estimate	2025/26 Estimate	2026/27 Estimate	2027/28 Estimate	Estimated TOTAL Project Cost
2018-171-C0042-55300	Capital - Professional Services		$ 150,000						**$ 150,000**
Project TOTAL			**$ 150,000**						**$ 150,000**
Funding Source(s):									
ENDOWMENT FUND - Fund 2018			$ 150,000						**$ 150,000**
TOTAL			**$ 150,000**						**$ 150,000**

CITY of MOORPARK
CAPITAL IMPROVEMENT PROJECTS
FISCAL YEARS 2023/24 thru 2027/28

Project Number:	**C0047**	**Council Goals and Objectives:**	**N/A**
Project Title:	**AVCP Storage Facility**		
Department:	**Parks, Recreation & Community Services**		

Project Description:

Design and construction of a storage facility at Arroyo Vista Community Park.

Location Map

Budget Unit	Account Description	Total Expenditures ESTIMATED as of 6/30/2023	2022/23 Estimated Carryover Amount	ADDITIONAL FUNDING REQUEST 2023/24 Appropriation	2024/25 Estimate	2025/26 Estimate	2026/27 Estimate	2027/28 Estimate	Estimated TOTAL Project Cost
2010-541-C0047-55300	Capital - Professional Services		$ 20,000						**$ 20,000**
2010-541-C0047-55400	Construction Bldg		$ 60,000						**$ 60,000**
Project TOTAL			**$ 80,000**						**$ 80,000**
Funding Source(s):									
COMMUNITY WIDE PARK DEVT - Fund 2010			$ 80,000						**$ 80,000**
TOTAL			**$ 80,000**						**$ 80,000**

CITY of MOORPARK
CAPITAL IMPROVEMENT PROJECTS
FISCAL YEARS 2023/24 thru 2027/28

Project Number:	**C0048**	**Council Goals and Objectives:**	**4.4**
Project Title:	**Arroyo Vista Recreation Center Gym Expansion Project**		
Department:	**Parks, Recreation & Community Services**		

Project Description:

Professional Services fees to review the existing plans for the gym expansion and update them to current building codes. Construction costs estimated at $2,300,000.

Location Map

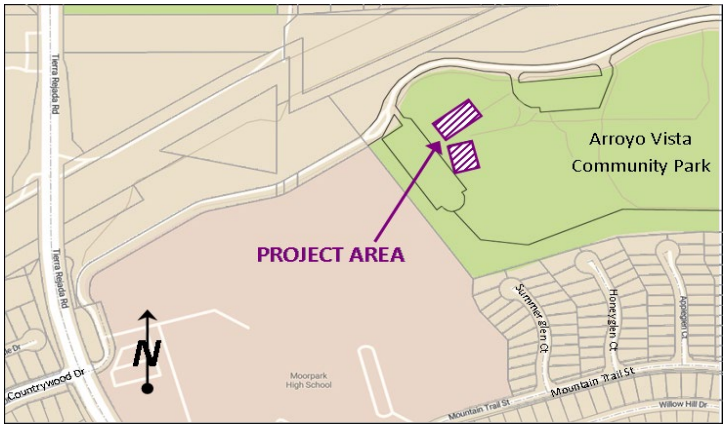

Budget Unit	Account Description	Total Expenditures ESTIMATED as of 6/30/2023	2022/23 Estimated Carryover Amount	ADDITIONAL FUNDING REQUEST 2023/24 Appropriation	2024/25 Estimate	2025/26 Estimate	2026/27 Estimate	2027/28 Estimate	Estimated TOTAL Project Cost
2010-541-C0048-55300	Capital - Professional Services				$ 150,000				**$ 150,000**
2010-541-C0048-55500	Improvements Other Than Bldgs				$ 2,300,000				**$ 2,300,000**
Project TOTAL					**$ 2,450,000**				**$ 2,450,000**
Funding Source(s):									
COMMUNITY WIDE PARK DEVT - Fund 2010					$ 2,450,000				**$ 2,450,000**
TOTAL					**$ 2,450,000**				**$ 2,450,000**

CITY of MOORPARK
CAPITAL IMPROVEMENT PROJECTS
FISCAL YEARS 2023/24 thru 2027/28

Project Number:	**C0052**	**Council Goals and Objectives:**	**3.13**
Project Title:	**North Train Station Public Art**		
Department:	**Parks, Recreation & Community Services**		

Project Description:

Public art project to be constructed at the north Metrolink Train Station.

Location Map

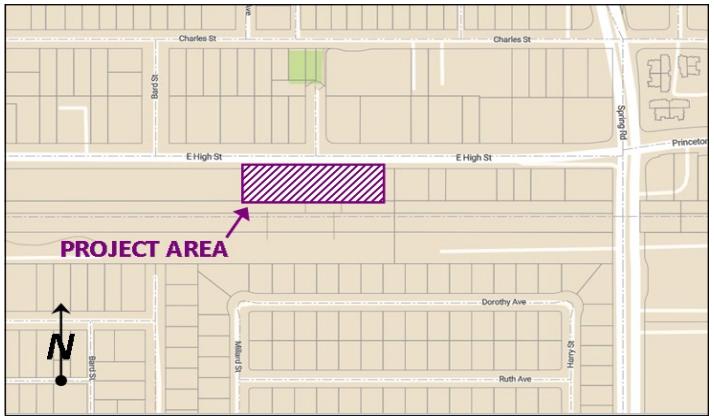

Budget Unit	Account Description	Total Expenditures ESTIMATED as of 6/30/2023	2022/23 Estimated Carryover Amount	ADDITIONAL FUNDING REQUEST 2023/24 Appropriation	2024/25 Estimate	2025/26 Estimate	2026/27 Estimate	2027/28 Estimate	Estimated TOTAL Project Cost
2007-511-C0052-55500	Improvements Other Than Bldgs	$ 175,000	$ 25,000						**$ 200,000**
Project TOTAL		**$ 175,000**	**$ 25,000**						**$ 200,000**
Funding Source(s):									
ART IN PUBLIC PLACES - Fund 2007		$ 175,000	$ 25,000						**$ 200,000**
TOTAL		**$ 175,000**	**$ 25,000**						**$ 200,000**

CITY of MOORPARK
CAPITAL IMPROVEMENT PROJECTS
FISCAL YEARS 2023/24 thru 2027/28

Project Number:	**C0053**	**Council Goals and Objectives:**	**N/A**
Project Title:	**Championship Drive Sidewalk and Trail Improvements**		
Department:	**Parks, Recreation & Community Services**		

Project Description:

Championship Drive trail and drainage improvements.

Location Map

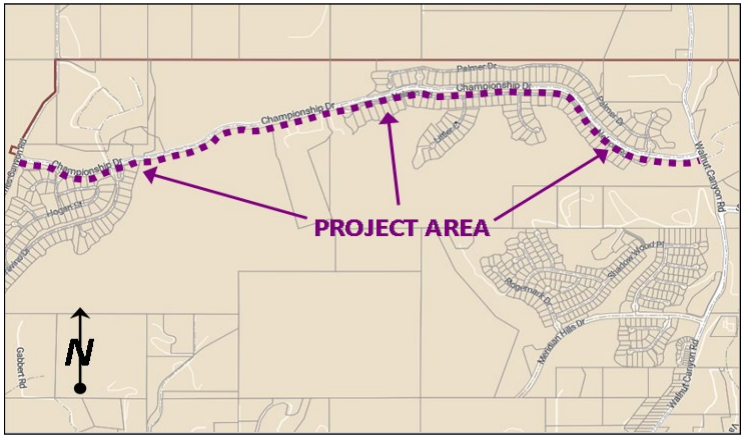

Budget Unit	Account Description	Total Expenditures ESTIMATED as of 6/30/2023	2022/23 Estimated Carryover Amount	ADDITIONAL FUNDING REQUEST 2023/24 Appropriation	2024/25 Estimate	2025/26 Estimate	2026/27 Estimate	2027/28 Estimate	Estimated TOTAL Project Cost
2315-542-C0053-55200	Infrastructures		$ 250,000						**$ 250,000**
2315-542-C0053-55300	Capital - Professional Services		$ 45,000						**$ 45,000**
Project TOTAL			**$ 295,000**						**$ 295,000**
Funding Source(s):									
COUNTRY CLUB ESTATES - Fund 2315			$ 295,000						**$ 295,000**
TOTAL			**$ 295,000**						**$ 295,000**

CITY of MOORPARK
CAPITAL IMPROVEMENT PROJECTS
FISCAL YEARS 2023/24 thru 2027/28

Project Number:	**C0061**	**Council Goals and Objectives:**	**4.5**
Project Title:	**Arroyo Simi Trail Plan**		
Department:	**Parks, Recreation & Community Services**		

Project Description:

Conduct an Arroyo Simi Trail feasibility study and develop a phasing plan for trail improvements along the Arroyo Simi from the west City limits to east City limits at Arroyo Drive.

Estimated future improvement costs to cover construction of the initial phase between the Arroyo Vista Recreation Center pedestrian bridge and Spring Road, including an undercrossing under the Spring Road bridge.

Location Map

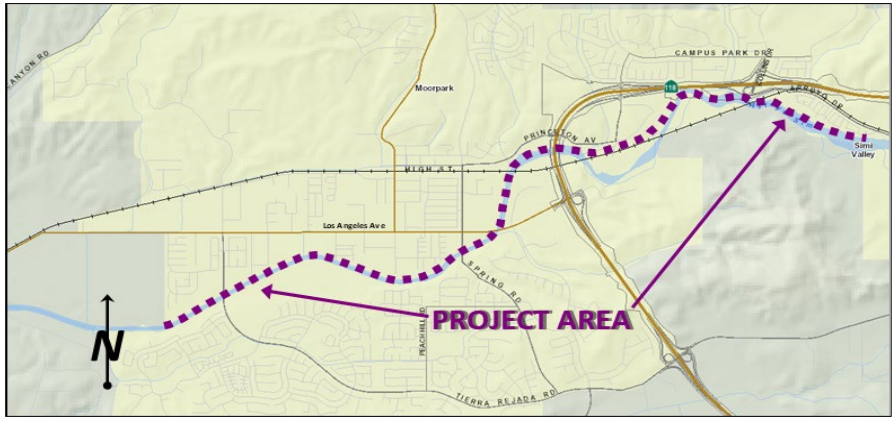

Budget Unit	Account Description	Total Expenditures ESTIMATED as of 6/30/2023	2022/23 Estimated Carryover Amount	ADDITIONAL FUNDING REQUEST 2023/24 Appropriation	2024/25 Estimate	2025/26 Estimate	2026/27 Estimate	2027/28 Estimate	Estimated TOTAL Project Cost
2001-542-C0061-55300	Capital - Professional Services	$ 54,153	$ 45,176						**$ 99,329**
2018-542-C0061-55300	Capital - Professional Services	$ 73,567	$ 46,433						**$ 120,000**
Project TOTAL		**$ 127,720**	**$ 91,609**						**$ 219,329**
Funding Source(s):									
TRAFFIC SYSTM MGMT FUND - Fund 2001		$ 54,153	$ 45,176						**$ 99,329**
ENDOWMENT FUND - Fund 2018		$ 73,567	$ 46,433						**$ 120,000**
TOTAL		**$ 127,720**	**$ 91,609**						**$ 219,329**

CITY of MOORPARK
CAPITAL IMPROVEMENT PROJECTS
FISCAL YEARS 2023/24 thru 2027/28

Project Number:	**C0062**	**Council Goals and Objectives:**	**N/A**
Project Title:	**80 Acre Parcel Trail Project**		
Department:	**Parks, Recreation & Community Services**		

Project Description:

In conjunction with the Moorpark Watershed Parks, Recreation and Conservation Authority (MWPRCA), develop a multi-use recreational trail in the 80-acre parcel. Feasibility study completed 2022. Cost to construct trail estimated at $3.8 to $4.8 million.

Location Map

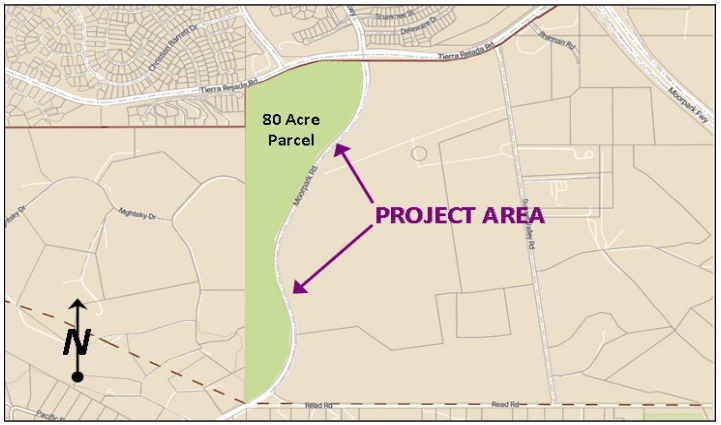

Budget Unit	Account Description	Total Expenditures ESTIMATED as of 6/30/2023	2022/23 Estimated Carryover Amount	ADDITIONAL FUNDING REQUEST 2023/24 Appropriation	2024/25 Estimate	2025/26 Estimate	2026/27 Estimate	2027/28 Estimate	Estimated TOTAL Project Cost
2018-173-C0062-55300	Capital - Professional Services	$ 29,704	$ 23,278						**$ 52,981**
Project TOTAL		**$ 29,704**	**$ 23,278**						**$ 52,981**
Funding Source(s):									
ENDOWMENT FUND - Fund 2018		$ 29,704	$ 23,278						**$ 52,981**
TOTAL		**$ 29,704**	**$ 23,278**						**$ 52,981**

CITY of MOORPARK
CAPITAL IMPROVEMENT PROJECTS
FISCAL YEARS 2023/24 thru 2027/28

Project Number:	**C0063**	**Council Goals and Objectives:**	**2.12**
Project Title:	**Inclusive Playground at Tierra Rejada Park**		
Department:	**Parks, Recreation & Community Services**		

Project Description:

Design and install inclusive playground at Tierra Rejada Park. City has been awarded Land and Water Conservation Fund (LWCF) grant funds and Per Capita Grant Funds to offset 50% of the improvement costs. Grants are reimbursement grants payable upon project completion so full project costs have been appropriated. Grant revenue to be credited to Fund 2010 and recognized upon project completion. Staff anticipates project starting in Fall 2022 and completion in Summer 2023.

LWCF Grant Funds $775,500
Per Capita Grant Funds $200,578
Estimated Net Cost to City: $1,127,612

Location Map

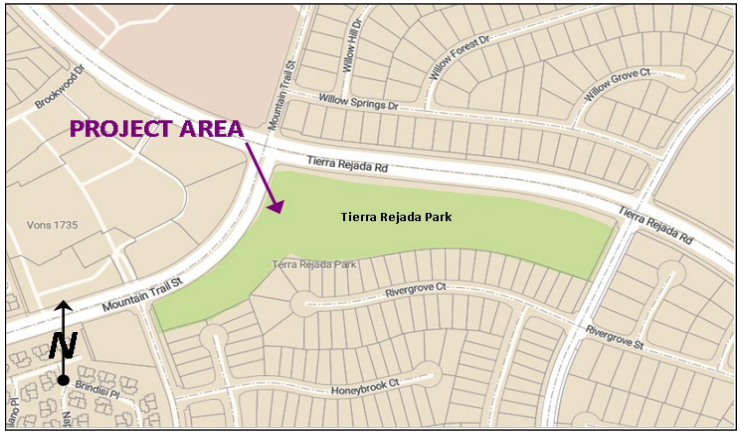

Budget Unit	Account Description	Total Expenditures ESTIMATED as of 6/30/2023	2022/23 Estimated Carryover Amount	ADDITIONAL FUNDING REQUEST 2023/24 Appropriation	2024/25 Estimate	2025/26 Estimate	2026/27 Estimate	2027/28 Estimate	Estimated TOTAL Project Cost
1000-541-C0063-55300	Capital - Professional Services	$ 102,229	$ 4,271						**$ 106,500**
2007-541-C0063-55500	Improvements Other Than Bldgs		$ 450,000						**$ 450,000**
2010-541-C0063-55300	Capital - Professional Services	$ 20,818	$ 62,373	$ 150,000					**$ 233,190**
2010-541-C0063-55500	Improvements Other Than Bldgs		$ 1,314,000						**$ 1,314,000**
Project TOTAL		**$ 123,046**	**$ 1,830,644**	**$ 150,000**					**$ 2,103,690**
Funding Source(s):									
GENERAL FUND - Fund 1000		$ 102,229	$ 4,271						**$ 106,500**
COMMUNITY WIDE PARK DEVT - Fund 2010		$ 20,818	$ 1,376,373	$ 150,000					**$ 1,547,190**
ART IN PUBLIC PLACES - Fund 2007			$ 450,000						**$ 450,000**
TOTAL		**$ 123,046**	**$ 1,830,644**	**$ 150,000**					**$ 2,103,690**

CITY of MOORPARK
CAPITAL IMPROVEMENT PROJECTS
FISCAL YEARS 2023/24 thru 2027/28

Project Number:	**C0064**	**Council Goals and Objectives:**	**N/A**
Project Title:	**Replace Play Equipment at Community Center Park**		
Department:	**Parks, Recreation & Community Services**		

Project Description:

Replace children's play structures and equipment at Community Center Park. Replace sand with engineered wood fiber and construct ADA parking lot improvements.

Location Map

Budget Unit	Account Description	Total Expenditures ESTIMATED as of 6/30/2023	2022/23 Estimated Carryover Amount	ADDITIONAL FUNDING REQUEST 2023/24 Appropriation	2024/25 Estimate	2025/26 Estimate	2026/27 Estimate	2027/28 Estimate	Estimated TOTAL Project Cost
2011-541-C0064-55500	Improvements Other Than Bldgs		$ 90,000						**$ 90,000**
3003-541-C0064-55000	Machine & Equipments		$ 125,000						**$ 125,000**
Project TOTAL			**$ 215,000**						**$ 215,000**
Funding Source(s):									
EQUIPMENT REPLACEMENT FUND - Fund 3003			$ 125,000						**$ 125,000**
PARK IMPROVEMENT ZONE 2017-1 - Fund 2011			$ 90,000						**$ 90,000**
TOTAL			**$ 215,000**						**$ 215,000**

CITY of MOORPARK
CAPITAL IMPROVEMENT PROJECTS
FISCAL YEARS 2021/22 thru 2025/26

Project Number:	**C0065**	**Council Goals and Objectives:**	**N/A**
Project Title:	**City Entry Monument Signage**		
Department:	**Parks, Recreation & Community Services**		

Project Description:

Install five City welcome monument signs, including solar-powered LED illumination, at various locations:
Tierra Rejada Road: Completed
College View Park: Completed
Princeton Ave (north of SR 118): Completed
Princeton Ave (south of SR 118): Completed
Los Angeles Avenue (at northbound SR 23 off ramp): New Location

Location Map
Various Locations (See Description)

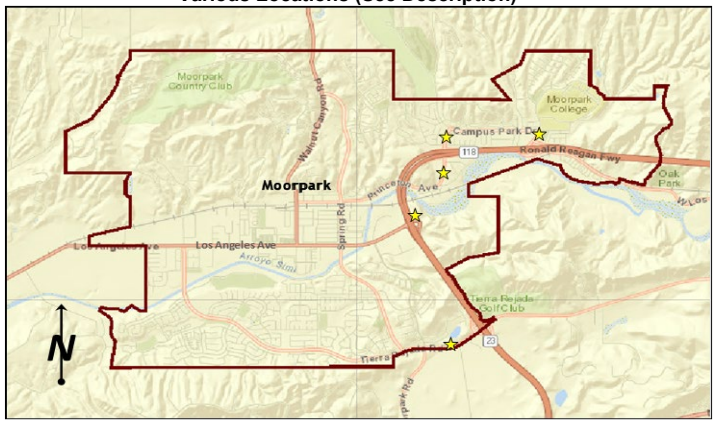

Budget Unit	Account Description	Total Expenditures ESTIMATED as of 6/30/2023	2022/23 Estimated Carryover Amount	ADDITIONAL FUNDING REQUEST 2023/24 Appropriation	2024/25 Estimate	2025/26 Estimate	2026/27 Estimate	2027/28 Estimate	Estimated TOTAL Project Cost
1000-542-C0065-55500	Improvements Other Than Bldgs	$ 91,223	$ 15,052						**$ 106,275**
2007-542-C0065-55500	Improvements Other Than Bldgs	$ 25,000		$ 35,000					**$ 60,000**
2018-542-C0065-55500	Improvements Other Than Bldgs	$ 25,000							**$ 25,000**
Project TOTAL		**$ 141,223**	**$ 15,052**	**$ 35,000**					**$ 191,275**
Funding Source(s):									
GENERAL FUND - Fund 1000		$ 91,223	$ 15,052						**$ 106,275**
ART IN PUBLIC PLACES - Fund 2007		$ 25,000		$ 35,000					**$ 60,000**
ENDOWMENT FUND - Fund 2018		$ 25,000							**$ 25,000**
TOTAL		**$ 141,223**	**$ 15,052**	**$ 35,000**					**$ 191,275**

CITY of MOORPARK
CAPITAL IMPROVEMENT PROJECTS
FISCAL YEARS 2021/22 thru 2025/26

Project Number:	**C0066**	**Council Goals and Objectives:**	**N/A**
Project Title:	**Campus Park Playground Upgrades**		
Department:	**Parks, Recreation & Community Services**		

Project Description:

Replace children's play structures and equipment at Campus Park, and replace sand with engineered wood fiber. Install separate sand play area. Replace restroom with pre-fabricated restroom facility.

Location Map

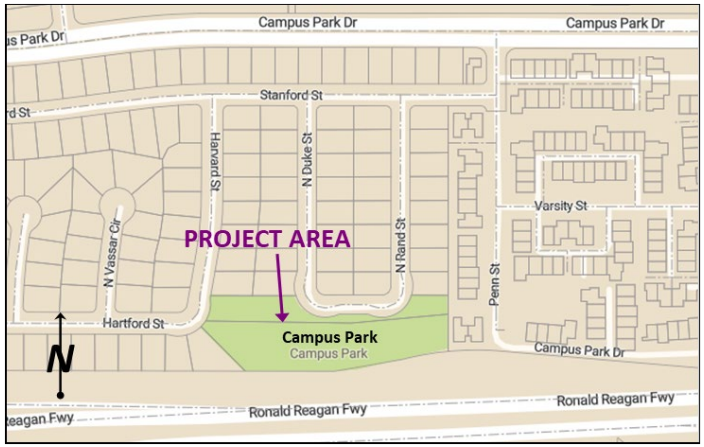

Budget Unit	Account Description	Total Expenditures ESTIMATED as of 6/30/2023	2022/23 Estimated Carryover Amount	ADDITIONAL FUNDING REQUEST 2023/24 Appropriation	2024/25 Estimate	2025/26 Estimate	2026/27 Estimate	2027/28 Estimate	Estimated TOTAL Project Cost
2011-541-C0066-55500	Improvements Other Than Bldgs		$ 330,000	$ 280,000					**$ 610,000**
3003-541-C0066-55000	Machine & Equipments		$ 130,000						**$ 130,000**
2011-541-C0066-55300	Capital - Professional Services			$ 45,000					**$ 45,000**
Project TOTAL			**$ 460,000**	**$ 325,000**					**$ 785,000**
Funding Source(s):									
PARK IMPROVEMENT ZONE 2017-1 - Fund 2011			$ 330,000	$ 325,000					**$ 655,000**
EQUIPMENT REPLACEMENT FUND - Fund 3003			$ 130,000						**$ 130,000**
TOTAL			**$ 460,000**	**$ 325,000**					**$ 785,000**

CITY of MOORPARK
CAPITAL IMPROVEMENT PROJECTS
FISCAL YEARS 2021/22 thru 2025/26

Project Number:	**C0067**	**Council Goals and Objectives:**	**N/A**
Project Title:	**Replace Play Equipment at Glenwood Park**		
Department:	**Parks, Recreation & Community Services**		

Project Description:

Replace children's play structures and equipment for ages 5-12 at Glenwood Park, and replace sand with engineered wood fiber. ADA sidewalk improvements (approximately $170,000 additional funding from M0002). Install sand play area.

Location Map

Budget Unit	Account Description	Total Expenditures ESTIMATED as of 6/30/2023	2022/23 Estimated Carryover Amount	ADDITIONAL FUNDING REQUEST 2023/24 Appropriation	2024/25 Estimate	2025/26 Estimate	2026/27 Estimate	2027/28 Estimate	Estimated TOTAL Project Cost
2013-541-C0067-55500	Improvements Other Than Bldgs		$ 120,000						**$ 120,000**
3003-541-C0067-55000	Machine & Equipments		$ 130,000						**$ 130,000**
Project TOTAL			**$ 250,000**						**$ 250,000**
Funding Source(s):									
PARK IMPROVEMENT ZONE 2017-2 - Fund 2013			$ 120,000						**$ 120,000**
EQUIPMENT REPLACEMENT FUND - Fund 3003			$ 130,000						**$ 130,000**
TOTAL			**$ 250,000**						**$ 250,000**

CITY of MOORPARK
CAPITAL IMPROVEMENT PROJECTS
FISCAL YEARS 2021/22 thru 2025/26

Project Number:	**C0068**	**Council Goals and Objectives:**	**N/A**
Project Title:	**High Street Arts Center Roofing Replacement**		
Department:	**Parks, Recreation & Community Services**		

Project Description:

Demo, repair, and replace roofing material at the High Street Arts Center including roof drains and galvanized flashing.

Location Map

Budget Unit	Account Description	Total Expenditures ESTIMATED as of 6/30/2023	2022/23 Estimated Carryover Amount	ADDITIONAL FUNDING REQUEST 2023/24 Appropriation	2024/25 Estimate	2025/26 Estimate	2026/27 Estimate	2027/28 Estimate	Estimated TOTAL Project Cost
1000-171-C0068-55500	Improvements Other Than Bldgs	$ 251,275							**$ 251,275**
Project TOTAL		**$ 251,275**							**$ 251,275**
Funding Source(s):									
GENERAL FUND - Fund 1000		$ 251,275							**$ 251,275**
TOTAL		**$ 251,275**							**$ 251,275**

CITY of MOORPARK
CAPITAL IMPROVEMENT PROJECTS
FISCAL YEARS 2021/22 thru 2025/26

Project Number:	**C0070**	**Council Goals and Objectives:**	**3.12**
Project Title:	**City Hall at 323 Science Drive**		
Department:	**Parks, Recreation & Community Services**		

Project Description:

Temporary City Hall facilities at 323 Science Drive.

Location Map

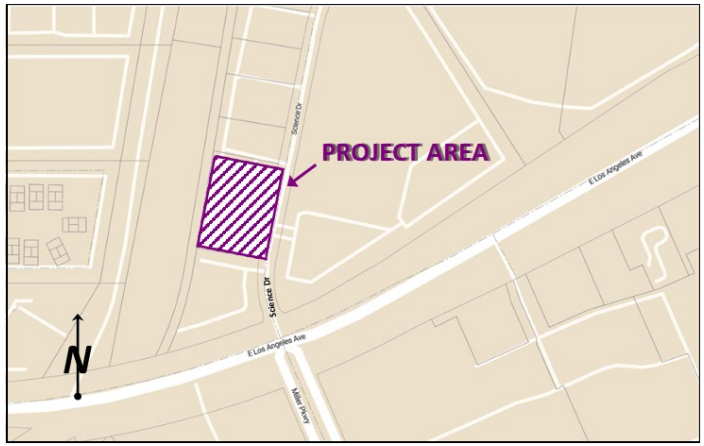

Budget Unit	Account Description	Total Expenditures ESTIMATED as of 6/30/2023	2022/23 Estimated Carryover Amount	ADDITIONAL FUNDING REQUEST 2023/24 Appropriation	2024/25 Estimate	2025/26 Estimate	2026/27 Estimate	2027/28 Estimate	Estimated TOTAL Project Cost
1000-120-C0070-55300	Capital - Professional Services	$ 240,930	$ 60,800						**$ 301,730**
2800-120-C0070-55210	Bldg & Struct Acq	$ 2,012,870							**$ 2,012,870**
3001-120-C0070-55210	Bldg & Struct Acq	$ 4,604,303	$ 299,376						**$ 4,903,679**
3001-120-C0070-55300	Capital - Professional Services	$ 100,261	$ 202,099	$ 100,000					**$ 402,360**
Project TOTAL		**$ 6,958,364**	**$ 562,275**	**$ 100,000**					**$ 7,620,639**
Funding Source(s):									
GENERAL FUND - Fund 1000		$ 240,930	$ 60,800						**$ 301,730**
PROP 1B-SAFETY & SECURITY - Fund 2800		$ 2,012,870							**$ 2,012,870**
CITY HALL IMPROVEMENT FUND - Fund 3001		$ 4,704,564	$ 501,475	$ 100,000					**$ 5,306,039**
TOTAL		**$ 6,958,364**	**$ 562,275**	**$ 100,000**					**$ 7,620,639**

CITY of MOORPARK
CAPITAL IMPROVEMENT PROJECTS
FISCAL YEARS 2023/24 thru 2027/28

Project Number:	**C0071**	**Council Goals and Objectives:**	**N/A**
Project Title:	**Lease SCE Property Adjacent to AVCP**		
Department:	**Parks, Recreation & Community Services**		

Project Description:

Lease SCE property adjacent to Arroyo Vista Community Park. Estimated improvement costs of $1,935,000 to cover parking lot expansion, grading and site improvements, landscaping and irrigation.

Location Map

Budget Unit	Account Description	Total Expenditures ESTIMATED as of 6/30/2023	2022/23 Estimated Carryover Amount	ADDITIONAL FUNDING REQUEST 2023/24 Appropriation	2024/25 Estimate	2025/26 Estimate	2026/27 Estimate	2027/28 Estimate	Estimated TOTAL Project Cost
3004-541-C0071-55300	Capital - Professional Services		$ 65,000						**$ 65,000**
3004-541-C0071-55500	Improvements Other Than Bldgs				$ 1,935,000				**$ 1,935,000**
Project TOTAL			**$ 65,000**		**$ 1,935,000**				**$ 2,000,000**
Funding Source(s):									
SPECIAL PROJECTS - Fund 3004			$ 65,000		$ 1,935,000				**$ 2,000,000**
TOTAL			**$ 65,000**		**$ 1,935,000**				**$ 2,000,000**

CITY of MOORPARK
CAPITAL IMPROVEMENT PROJECTS
FISCAL YEARS 2023/24 thru 2027/28

Project Number:	**C0073**	**Council Goals and Objectives:**	**N/A**
Project Title:	**Moorpark Police Services Center CHP Tenant Improvement**		
Department:	**Parks, Recreation & Community Services**		

Project Description:

Tenant improvement project to expand CHP area at MPSC. Improvements to be financed up-front by the City and reimbursed by CHP through long-term lease agreement.

Location Map

Budget Unit	Account Description	Total Expenditures ESTIMATED as of 6/30/2023	2022/23 Estimated Carryover Amount	ADDITIONAL FUNDING REQUEST 2023/24 Appropriation	2024/25 Estimate	2025/26 Estimate	2026/27 Estimate	2027/28 Estimate	Estimated TOTAL Project Cost
3004-171-C0073-55300	Capital - Professional Services	$ 12,469	$ 37,531						**$ 50,000**
Project TOTAL		**$ 12,469**	**$ 37,531**						**$ 50,000**
Funding Source(s):									
SPECIAL PROJECTS - Fund 3004		$ 12,469	$ 37,531						**$ 50,000**
TOTAL		**$ 12,469**	**$ 37,531**						**$ 50,000**

CITY of MOORPARK
CAPITAL IMPROVEMENT PROJECTS
FISCAL YEARS 2023/24 thru 2027/28

Project Number:	**C0074**	**Council Goals and Objectives:**	**N/A**
Project Title:	**Tennis & Basketball Court LED Lighting Conversion**		
Department:	**Parks, Recreation & Community Services**		

Project Description:

Convert lighting to LED, remove coin operators, install light switch w/timer at the following parks:
Arroyo Vista Community Park (Tennis Courts)
College View Park (Basketball Courts)
Peach Hill Park (Basketball Courts)
Mountain Meadows Park (Basketball Courts)
Miller Park (Tennis and Basketball Courts)
Mammoth Highlands Park (Tennis and Basketball Courts)

Location Map
Various City Parks (See Description)

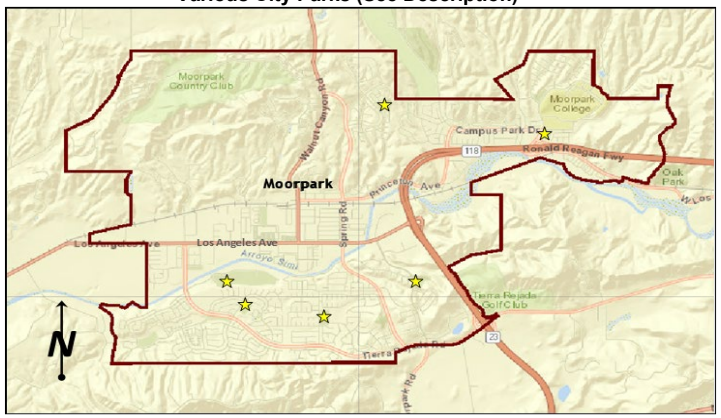

Budget Unit	Account Description	Total Expenditures ESTIMATED as of 6/30/2023	2022/23 Estimated Carryover Amount	ADDITIONAL FUNDING REQUEST 2023/24 Appropriation	2024/25 Estimate	2025/26 Estimate	2026/27 Estimate	2027/28 Estimate	Estimated TOTAL Project Cost
1000-541-C0074-55500	Improvements Other Than Bldgs			$ 70,000					**$ 70,000**
2010-541-C0074-55500	Improvements Other Than Bldgs			$ 55,000					**$ 55,000**
2011-541-C0074-55500	Improvements Other Than Bldgs			$ 47,500					**$ 47,500**
Project TOTAL				**$ 172,500**					**$ 172,500**
Funding Source(s):									
GENERAL FUND - Fund 1000				$ 70,000					**$ 70,000**
COMMUNITY WIDE PARK DEVT - Fund 2010				$ 55,000					**$ 55,000**
PARK IMPROVEMENT ZONE 2017-1 - Fund 2011				$ 47,500					**$ 47,500**
TOTAL				**$ 172,500**					**$ 172,500**

CITY of MOORPARK
CAPITAL IMPROVEMENT PROJECTS
FISCAL YEARS 2023/24 thru 2027/28

Project Number:	**C0075**	**Council Goals and Objectives:**	**No**
Project Title:	**Railroad Crossing Improvements at Gabbert Road**		
Department:	**Public Works**		

Project Description:

Evaluate railroad crossing improvements at Gabbert Road.

Location Map

Budget Unit	Account Description	Total Expenditures ESTIMATED as of 6/30/2023	2022/23 Estimated Carryover Amount	ADDITIONAL FUNDING REQUEST 2023/24 Appropriation	2024/25 Estimate	2025/26 Estimate	2026/27 Estimate	2027/28 Estimate	Estimated TOTAL Project Cost
2018-311-C0075-55300	Capital - Professional Services					$ 800,000			**$ 800,000**
Project TOTAL						**$ 800,000**			**$ 800,000**
Funding Source(s):									
ENDOWMENT FUND - Fund 2018						$ 800,000			**$ 800,000**
TOTAL						**$ 800,000**			**$ 800,000**

CITY of MOORPARK
CAPITAL IMPROVEMENT PROJECTS
FISCAL YEARS 2023/24 thru 2027/28

Project Number:	**M0002**	**Council Goals and Objectives:**	**N/A**
Project Title:	**ADA Improvements**		
Department:	**Parks, Recreation & Community Services**		

Project Description:

Bus Stop improvements: $85,000
Facilities and Parks improvements: $5,225,000 (includes $170,000 for Glenwood Park)
Intersections: $1,378,000
Curbs and sidewalks: $17,212,000

Location Map

Various Locations Citywide

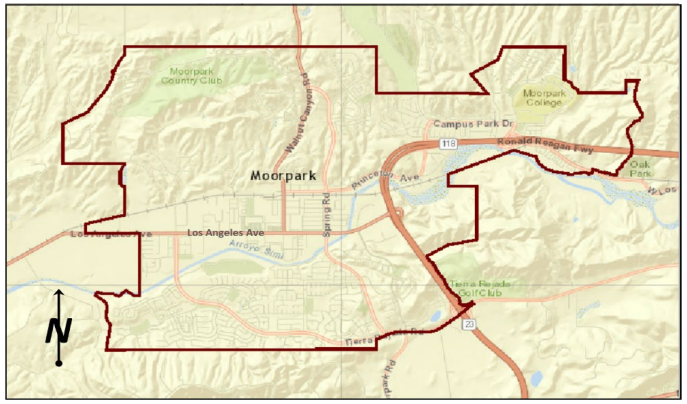

Budget Unit	Account Description	Total Expenditures ESTIMATED as of 6/30/2023	2022/23 Estimated Carryover Amount	ADDITIONAL FUNDING REQUEST 2023/24 Appropriation	2024/25 Estimate	2025/26 Estimate	2026/27 Estimate	2027/28 Estimate	Estimated TOTAL Project Cost
1000-171-M0002-55500	Improvements Other Than Bldgs	$ 38,702	$ 186,299		$ 25,000	$ 25,000	$ 25,000	$ 25,000	**$ 325,000**
Project TOTAL		**$ 38,702**	**$ 186,299**		**$ 25,000**	**$ 25,000**	**$ 25,000**	**$ 25,000**	**$ 325,000**
Funding Source(s):									
GENERAL FUND - Fund 1000		$ 38,702	$ 186,299		$ 25,000	$ 25,000	$ 25,000	$ 25,000	**$ 325,000**
TOTAL		**$ 38,702**	**$ 186,299**		**$ 25,000**	**$ 25,000**	**$ 25,000**	**$ 25,000**	**$ 325,000**

CITY of MOORPARK
CAPITAL IMPROVEMENT PROJECTS
FISCAL YEARS 2023/24 thru 2027/28

Project Number:	**M0024**	**Council Goals and Objectives:**	**N/A**
Project Title:	**Arroyo Vista Recreation Center HVAC Replacement**		
Department:	**Parks, Recreation & Community Services**		

Project Description:

Remove and replace four HVAC units at Arroyo Vista Recreation Center and replace the gas line to the gym.

Project Completed

Location Map

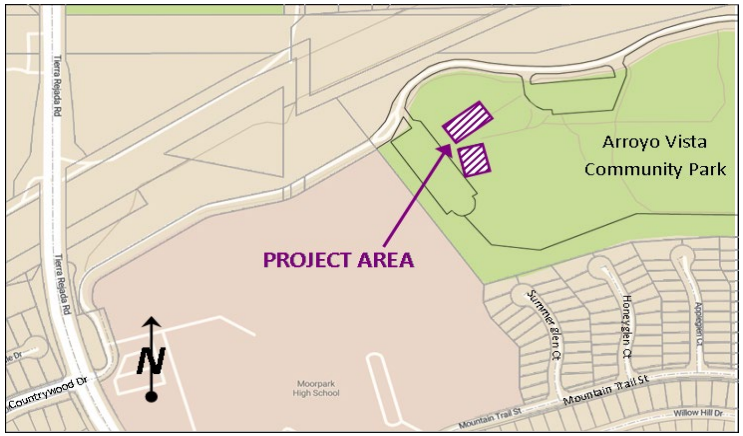

Budget Unit	Account Description	Total Expenditures ESTIMATED as of 6/30/2023	2022/23 Estimated Carryover Amount	ADDITIONAL FUNDING REQUEST 2023/24 Appropriation	2024/25 Estimate	2025/26 Estimate	2026/27 Estimate	2027/28 Estimate	Estimated TOTAL Project Cost
2018-171-M0024-55300	Capital - Professional Services	$ 67,920							**$ 67,920**
2018-171-M0024-55500	Improvements Other Than Bldgs	$ 45,000							**$ 45,000**
3003-171-M0024-55500	Improvements Other Than Bldgs	$ 307,000							**$ 307,000**
Project TOTAL		**$ 419,920**							**$ 419,920**
Funding Source(s):									
ENDOWMENT FUND - Fund 2018		$ 112,920							**$ 112,920**
EQUIPMENT REPLACEMENT FUND - Fund 3003		$ 307,000							**$ 307,000**
TOTAL		**$ 419,920**							**$ 419,920**

CITY of MOORPARK
CAPITAL IMPROVEMENT PROJECTS
FISCAL YEARS 2023/24 thru 2027/28

Project Number:	**M0025**	**Council Goals and Objectives:**	**N/A**
Project Title:	**Arroyo Vista Recreation Center Remodel**		
Department:	**Parks, Recreation & Community Services**		

Project Description:

Kitchen: Upgrade cabinets, replace new sink to comply with Health and Safety Code, replace appliances and interior painting
Building: Exterior masonry waterproofing, replace windows, paint
Rooms/Offices: Replace flooring, add/replace drop down ceiling, paint, acoustic wall boards, ADA counter
Gym: Replace flooring, wall pads, scoreboards

Location Map

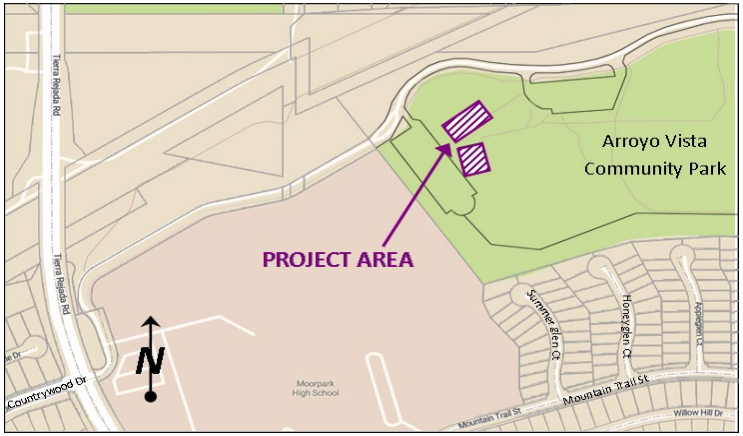

Budget Unit	Account Description	Total Expenditures ESTIMATED as of 6/30/2023	2022/23 Estimated Carryover Amount	ADDITIONAL FUNDING REQUEST 2023/24 Appropriation	2024/25 Estimate	2025/26 Estimate	2026/27 Estimate	2027/28 Estimate	Estimated TOTAL Project Cost
2018-171-M0025-55300	Capital - Professional Services		$ 50,000						**$ 50,000**
2018-171-M0025-55500	Improvements Other Than Bldgs		$ 250,000						**$ 250,000**
3010-171-M0025-55500	Improvements Other Than Bldgs			$ 250,000					**$ 250,000**
Project TOTAL			**$ 300,000**	**$ 250,000**					**$ 550,000**
Funding Source(s):									
ENDOWMENT FUND - Fund 2018			$ 300,000						**$ 300,000**
FACILITIES REPLACEMENT FUND - Fund 3010				$ 250,000					**$ 250,000**
TOTAL			**$ 300,000**	**$ 250,000**					**$ 550,000**

CITY of MOORPARK
CAPITAL IMPROVEMENT PROJECTS
FISCAL YEARS 2023/24 thru 2027/28

Project Number:	**M0029**	**Council Goals and Objectives:**	**N/A**
Project Title:	**Sidewalk Reconstruction Project**		
Department:	**Public Works**		

Project Description:

Replacement of sidewalks, curbs, and gutters at various locations.

Location Map

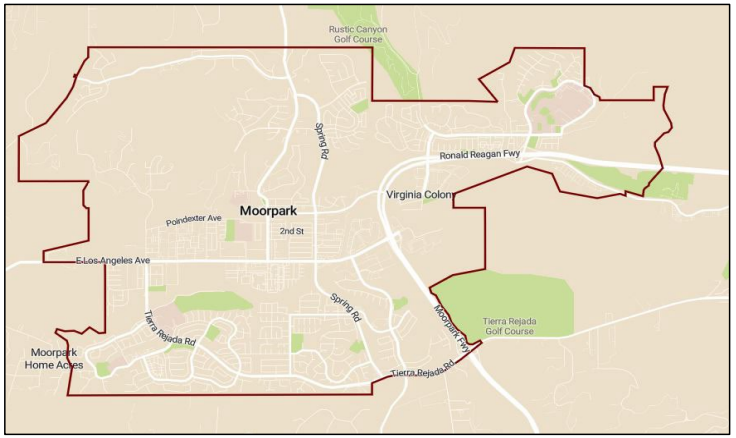

Budget Unit	Account Description	Total Expenditures ESTIMATED as of 6/30/2023	2022/23 Estimated Carryover Amount	ADDITIONAL FUNDING REQUEST 2023/24 Appropriation	2024/25 Estimate	2025/26 Estimate	2026/27 Estimate	2027/28 Estimate	Estimated TOTAL Project Cost
2412-311-M0029-55200	Infrastructures	$ 50,000							**$ 50,000**
Project TOTAL		**$ 50,000**							**$ 50,000**
Funding Source(s):									
LOCAL TDA ARTICLE 8A - Fund 2412		$ 50,000							**$ 50,000**
TOTAL		**$ 50,000**							**$ 50,000**

CITY of MOORPARK
CAPITAL IMPROVEMENT PROJECTS
FISCAL YEARS 2023/24 thru 2027/28

Project Number:	**M0033**	**Council Goals and Objectives:**	**N/A**
Project Title:	**Traffic Signal Cabinet Upgrades**		
Department:	**Public Works**		

Project Description:

Revised project scope of work:
1) Replace signal controller and battery backup units on Tierra Rejada Road ($140,875), Spring Road ($40,250), and Miller Parkway ($40,250);
2) Replace signal cabinets and battery backup units on Campus Park ($25,875), Princeton ($25,875);
3) Replace safety lights from halogen to LED ($95,318).
Total project cost estimate of $368,443 is proposed to be spent over the course of several fiscal years.

Location Map

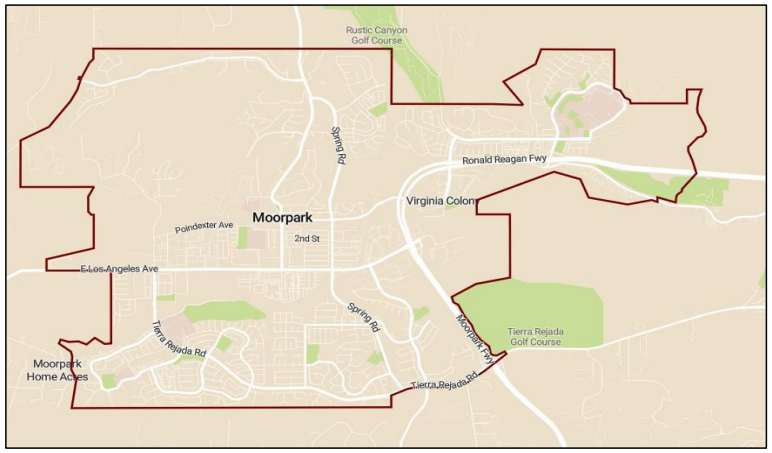

Budget Unit	Account Description	Total Expenditures ESTIMATED as of 6/30/2023	2022/23 Estimated Carryover Amount	ADDITIONAL FUNDING REQUEST 2023/24 Appropriation	2024/25 Estimate	2025/26 Estimate	2026/27 Estimate	2027/28 Estimate	Estimated TOTAL Project Cost
2412-311-M0033-55200	Infrastructures	$ 100,468	$ 38,222						**$ 138,690**
Project TOTAL		**$ 100,468**	**$ 38,222**						**$ 138,690**
Funding Source(s):									
LOCAL TDA ARTICLE 8A - Fund 2412		$ 100,468	$ 38,222						**$ 138,690**
TOTAL		**$ 100,468**	**$ 38,222**						**$ 138,690**

CITY of MOORPARK
CAPITAL IMPROVEMENT PROJECTS
FISCAL YEARS 2023/24 thru 2027/28

Project Number:	**M0040**	**Council Goals and Objectives:**	**N/A**
Project Title:	**LA Ave Traffic Signals/Fiber Optic Upgrade**		
Department:	**Public Works**		

Project Description:

Replace copper lines with fiber optic technology. New timing/coordination improvements for traffic signals along Los Angeles Avenue.

Location Map

Budget Unit	Account Description	Total Expenditures ESTIMATED as of 6/30/2023	2022/23 Estimated Carryover Amount	ADDITIONAL FUNDING REQUEST 2023/24 Appropriation	2024/25 Estimate	2025/26 Estimate	2026/27 Estimate	2027/28 Estimate	Estimated TOTAL Project Cost
2014-311-M0040-55200	Infrastructures		$ 935,650						**$ 935,650**
2014-311-M0040-55300	Capital - Professional Services	$ 14,345	$ 5						**$ 14,350**
Project TOTAL		**$ 14,345**	**$ 935,655**						**$ 950,000**
Funding Source(s):									
LOS ANGELES A.O.C. - Fund 2014		$ 14,345	$ 935,655						**$ 950,000**
TOTAL		**$ 14,345**	**$ 935,655**						**$ 950,000**

CITY of MOORPARK
CAPITAL IMPROVEMENT PROJECTS
FISCAL YEARS 2023/24 thru 2027/28

Project Number:	**M0044**	**Council Goals and Objectives:**	**N/A**
Project Title:	**Park and Facility Pavement Rehabilitation**		
Department:	**Parks, Recreation & Community Services**		

Project Description:

Parking lot rehabilitation at Mountain Meadows Park, Tierra Rejada Park, Peach Hill Park, Mammoth Highlands Park, Arroyo Vista Community Park, Moorpark Public Service Facility, Ruben Castro Human Services Center, and Police Services Facility.

Location Map

Various Park Locations Citywide

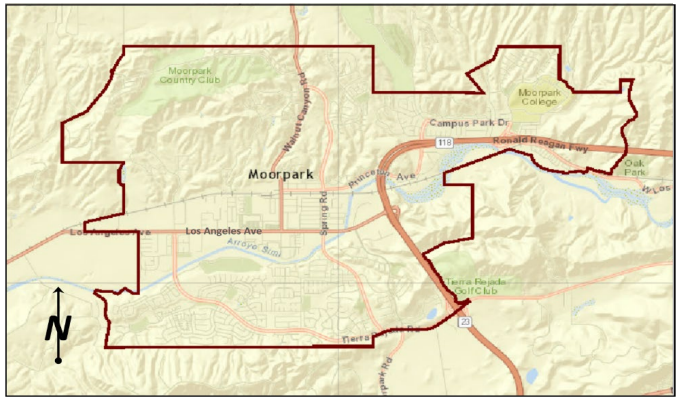

Budget Unit	Account Description	Total Expenditures ESTIMATED as of 6/30/2023	2022/23 Estimated Carryover Amount	ADDITIONAL FUNDING REQUEST 2023/24 Appropriation	2024/25 Estimate	2025/26 Estimate	2026/27 Estimate	2027/28 Estimate	Estimated TOTAL Project Cost
1000-171-M0044-55500	Improvements Other Than Bldgs		$ 74,624		$ 179,376				**$ 254,000**
1000-541-M0044-55300	Capital - Professional Services		$ 100,000						**$ 100,000**
1000-541-M0044-55500	Improvements Other Than Bldgs		$ 274,276		$ 100,404				**$ 374,680**
Project TOTAL			**$ 448,900**		**$ 279,780**				**$ 728,680**
Funding Source(s):									
GENERAL FUND - Fund 1000			$ 448,900		$ 279,780				**$ 728,680**
TOTAL			**$ 448,900**		**$ 279,780**				**$ 728,680**

CITY of MOORPARK
CAPITAL IMPROVEMENT PROJECTS
FISCAL YEARS 2023/24 thru 2027/28

Project Number:	**M0045**	**Council Goals and Objectives:**	**N/A**
Project Title:	**Princeton Avenue/Campus Park Drive Landscape Renovation**		
Department:	**Parks, Recreation & Community Services**		

Project Description:

Design and renovation of medians and parkways on Princeton Avenue from Condor Drive along Campus Park Drive to Marquette Street. Repae Campus Park Drive.

Location Map

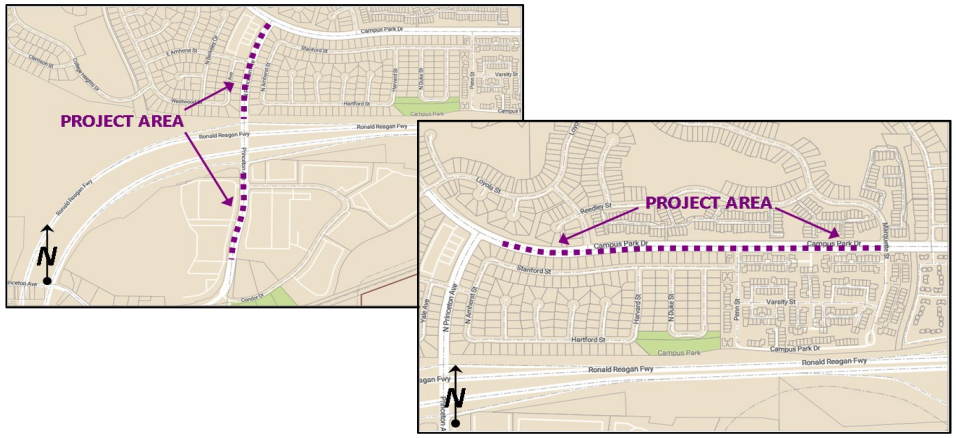

Budget Unit	Account Description	Total Expenditures ESTIMATED as of 6/30/2023	2022/23 Estimated Carryover Amount	ADDITIONAL FUNDING REQUEST 2023/24 Appropriation	2024/25 Estimate	2025/26 Estimate	2026/27 Estimate	2027/28 Estimate	Estimated TOTAL Project Cost
2006-542-M0045-55300	Capital - Professional Services		$ 85,000						**$ 85,000**
3004-542-M0045-55500	Improvements Other Than Bldgs		$ 1,000,000						**$ 1,000,000**
2412-311-M0045-55200	Infrastructures				$ 2,000,000				**$ 2,000,000**
Project TOTAL			**$ 1,085,000**		**$ 2,000,000**				**$ 3,085,000**
Funding Source(s):									
TREE AND LANDSCAPE FEES - Fund 2006			$ 85,000						**$ 85,000**
SPECIAL PROJECTS - Fund 3004			$ 1,000,000						**$ 1,000,000**
LOCAL TDA ARTICLE 8A - Fund 2412					$ 2,000,000				**$ 2,000,000**
TOTAL			**$ 1,085,000**		**$ 2,000,000**				**$ 3,085,000**

CITY of MOORPARK
CAPITAL IMPROVEMENT PROJECTS
FISCAL YEARS 2023/24 thru 2027/28

Project Number:	**M0046**	**Council Goals and Objectives:**	**N/A**
Project Title:	**Los Angeles Avenue Landscape Renovation**		
Department:	**Parks, Recreation & Community Services**		

Project Description:

Renovate the landscaped parkways and enhance the wall treatments on the north side of Los Angeles Avenue from Spring Road to Millard Street. Wall enhancements will include removal and replacement of the existing vine, stone pilasters, and stucco finish.

Location Map

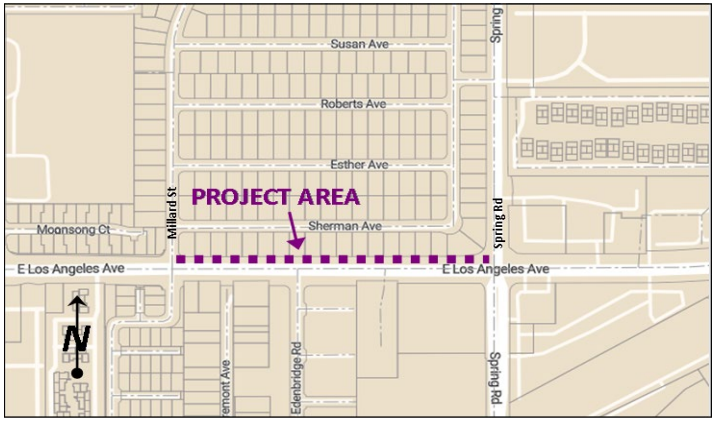

Budget Unit	Account Description	Total Expenditures ESTIMATED as of 6/30/2023	2022/23 Estimated Carryover Amount	ADDITIONAL FUNDING REQUEST 2023/24 Appropriation	2024/25 Estimate	2025/26 Estimate	2026/27 Estimate	2027/28 Estimate	Estimated TOTAL Project Cost
2006-542-M0046-55300	Capital - Professional Services		$ 45,000						**$ 45,000**
3004-542-M0046-55500	Improvements Other Than Bldgs		$ 500,000						**$ 500,000**
Project TOTAL			**$ 545,000**						**$ 545,000**
Funding Source(s):									
TREE AND LANDSCAPE FEES - Fund 2006			$ 45,000						**$ 45,000**
SPECIAL PROJECTS - Fund 3004			$ 500,000						**$ 500,000**
TOTAL			**$ 545,000**						**$ 545,000**

CITY of MOORPARK
CAPITAL IMPROVEMENT PROJECTS
FISCAL YEARS 2023/24 thru 2027/28

Project Number:	**M0052**	**Council Goals and Objectives:**	**N/A**
Project Title:	**Moorpark Highlands Slope Naturalization**		
Department:	**Parks, Recreation & Community Services**		

Project Description:

Naturalization of slope areas in LMD 22 (Moorpark Highlands) with low-maintenance, self-sustaining native and drought tolerant landscaping.

Location Map

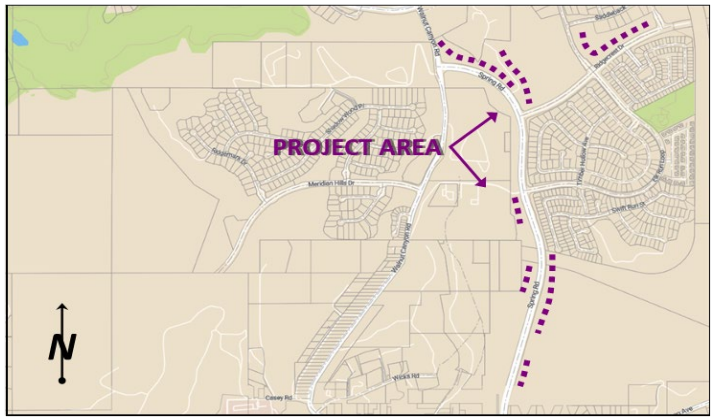

Budget Unit	Account Description	Total Expenditures ESTIMATED as of 6/30/2023	2022/23 Estimated Carryover Amount	ADDITIONAL FUNDING REQUEST 2023/24 Appropriation	2024/25 Estimate	2025/26 Estimate	2026/27 Estimate	2027/28 Estimate	Estimated TOTAL Project Cost
2322-542-M0052-55300	Capital - Professional Services	$ 10,047	$ 33,816						**$ 43,862**
Project TOTAL		**$ 10,047**	**$ 33,816**						**$ 43,862**
Funding Source(s):									
MOORPARK HIGHLANDS - Fund 2322		$ 10,047	$ 33,816						**$ 43,862**
TOTAL		**$ 10,047**	**$ 33,816**						**$ 43,862**

CITY of MOORPARK
CAPITAL IMPROVEMENT PROJECTS
FISCAL YEARS 2023/24 thru 2027/28

Project Number:	**M0053**	**Council Goals and Objectives:**	**N/A**
Project Title:	**Replace Skate Park Fencing at Poindexter Park**		
Department:	**Parks, Recreation & Community Services**		

Project Description:

Replace damaged chain link fence around the skatepark with a stronger “no-climb” alternative.

Location Map

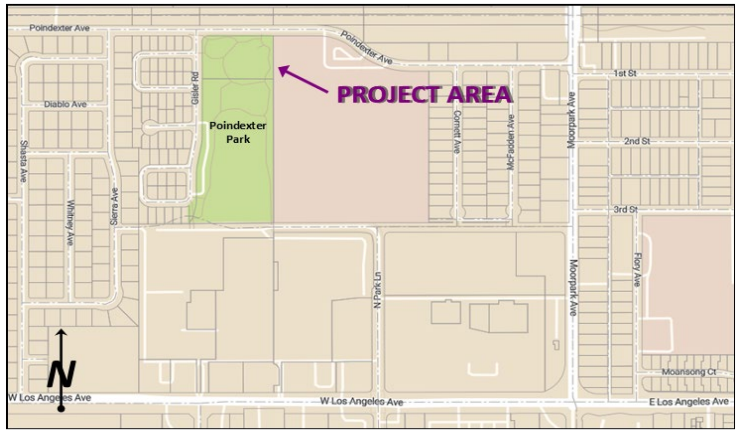

Budget Unit	Account Description	Total Expenditures ESTIMATED as of 6/30/2023	2022/23 Estimated Carryover Amount	ADDITIONAL FUNDING REQUEST 2023/24 Appropriation	2024/25 Estimate	2025/26 Estimate	2026/27 Estimate	2027/28 Estimate	Estimated TOTAL Project Cost
2010-541-M0053-55500	Improvements Other Than Bldgs		$ 100,000						**$ 100,000**
Project TOTAL			**$ 100,000**						**$ 100,000**
Funding Source(s):									
COMMUNITY WIDE PARK DEVT - Fund 2010			$ 100,000						**$ 100,000**
TOTAL			**$ 100,000**						**$ 100,000**

CITY of MOORPARK
CAPITAL IMPROVEMENT PROJECTS
FISCAL YEARS 2023/24 thru 2027/28

Project Number:	**P0011**	**Council Goals and Objectives:**	**N/A**
Project Title:	**Bus Shelters and Other Bus Stop Amenities**		
Department:	**Public Works**		

Project Description:

Bus stop adjustments, refurbishments, additions, and amenities.

FY 2021/22 budget reduced by $35,000 to reflect transferring federal grant from this project to routine bus maintenance (de-federalizes the CIP).

Location Map

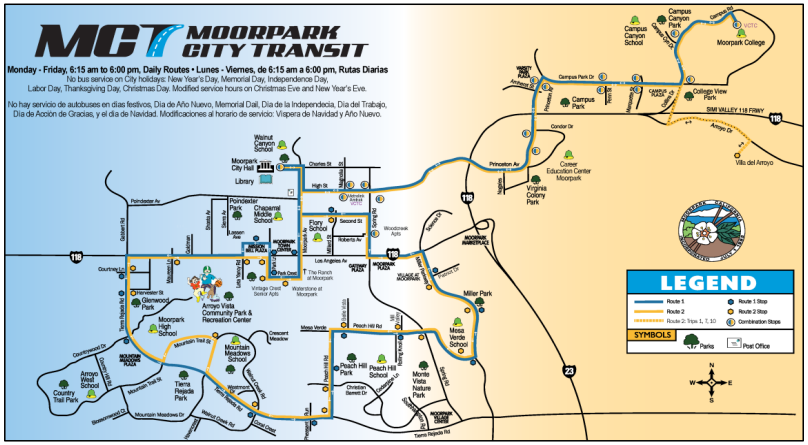

Budget Unit	Account Description	Total Expenditures ESTIMATED as of 6/30/2023	2022/23 Estimated Carryover Amount	ADDITIONAL FUNDING REQUEST 2023/24 Appropriation	2024/25 Estimate	2025/26 Estimate	2026/27 Estimate	2027/28 Estimate	Estimated TOTAL Project Cost
2414-430-P0011-55500	Improvements Other Than Bldgs	$ 25,850	$ 66,768						**$ 92,618**
Project TOTAL		**$ 25,850**	**$ 66,768**						**$ 92,618**
Funding Source(s):									
LOCAL TDA ARTICLE 8C - Fund 2414		$ 25,850	$ 66,768						**$ 92,618**
TOTAL		**$ 25,850**	**$ 66,768**						**$ 92,618**

CITY of MOORPARK
CAPITAL IMPROVEMENT PROJECTS
FISCAL YEARS 2023/24 thru 2027/28

Project Number:	**R0030**	**Council Goals and Objectives:**	**N/A**
Project Title:	**AVCP Electric Vehicle Chargers**		
Department:	**Parks, Recreation & Community Services**		

Project Description:

Install electric vehicle chargers in Lot B at Arroyo Vista Community Park.

Total cost of $48,294 offset by Ventura County Air Pollution Control District grant funds in the amount of $22,520 and CALeVIP Incentive Program funds in the amount of $14,000. Net cost to City: $11,774.

Project Complete

Location Map

Budget Unit	Account Description	Total Expenditures ESTIMATED as of 6/30/2023	2022/23 Estimated Carryover Amount	ADDITIONAL FUNDING REQUEST 2023/24 Appropriation	2024/25 Estimate	2025/26 Estimate	2026/27 Estimate	2027/28 Estimate	Estimated TOTAL Project Cost
2001-541-R0030-55500	Improvements Other Than Bldgs	$ 48,294							**$ 48,294**
Project TOTAL		**$ 48,294**							**$ 48,294**
Funding Source(s):									
TRAFFIC SYSTM MGMT FUND - Fund 2001		$ 48,294	$ 7,244						**$ 55,538**
TOTAL		**$ 48,294**	**$ 7,244**						**$ 55,538**

CITY of MOORPARK
CAPITAL IMPROVEMENT PROJECTS
FISCAL YEARS 2023/24 thru 2027/28

Project Number:	**XXXXX**	**Council Goals and Objectives:**	**N/A**
Project Title:	**AVCP Water Spray Attraction**		
Department:	**Parks, Recreation & Community Services**		

Project Description:

Design and install a water spray attraction at Arroyo Vista Community Park.

Location Map

Budget Unit	Account Description	Total Expenditures ESTIMATED as of 6/30/2023	2022/23 Estimated Carryover Amount	ADDITIONAL FUNDING REQUEST 2023/24 Appropriation	2024/25 Estimate	2025/26 Estimate	2026/27 Estimate	2027/28 Estimate	Estimated TOTAL Project Cost
2010-541-XXXXX-55300	Capital - Professional Services				$ 65,000				**$ 65,000**
2010-541-XXXXX-55500	Improvements Other Than Bldgs				$ 600,000				**$ 600,000**
Project TOTAL					**$ 665,000**				**$ 665,000**
Funding Source(s):									
COMMUNITY WIDE PARK DEVT - Fund 2010					$ 665,000				**$ 665,000**
TOTAL					**$ 665,000**				**$ 665,000**

CITY of MOORPARK
CAPITAL IMPROVEMENT PROJECTS
FISCAL YEARS 2023/24 thru 2027/28

Project Number:	**XXXXX**	**Council Goals and Objectives:**	**N/A**
Project Title:	**Replace Play Equipment at Magnolia Park**		
Department:	**Parks, Recreation & Community Services**		

Project Description:

Replace children's play structures and equipment at Magnolia Park, and replace sand with engineered wood fiber.

Location Map

Budget Unit	Account Description	Total Expenditures ESTIMATED as of 6/30/2023	2022/23 Estimated Carryover Amount	ADDITIONAL FUNDING REQUEST 2023/24 Appropriation	2024/25 Estimate	2025/26 Estimate	2026/27 Estimate	2027/28 Estimate	Estimated TOTAL Project Cost
3003-541-XXXXX-55000	Machine & Equipments				$ 175,000				**$ 175,000**
Project TOTAL					**$ 175,000**				**$ 175,000**
Funding Source(s):									
EQUIPMENT REPLACEMENT FUND - Fund 3003					$ 175,000				**$ 175,000**
TOTAL					**$ 175,000**				**$ 175,000**

CITY of MOORPARK
CAPITAL IMPROVEMENT PROJECTS
FISCAL YEARS 2023/24 thru 2027/28

Project Number:	**XXXXX**	**Council Goals and Objectives:**	**N/A**
Project Title:	**Replace Play Equipment at Mountain Meadows Park**		
Department:	**Parks, Recreation & Community Services**		

Project Description:

Replace children's play structures and equipment at Mountain Meadows Park, and replace sand with engineered wood fiber.

Location Map

Budget Unit	Account Description	Total Expenditures ESTIMATED as of 6/30/2023	2022/23 Estimated Carryover Amount	ADDITIONAL FUNDING REQUEST 2023/24 Appropriation	2024/25 Estimate	2025/26 Estimate	2026/27 Estimate	2027/28 Estimate	Estimated TOTAL Project Cost
3003-541-XXXXX-55000	Machine & Equipments				$ 225,000				**$ 225,000**
Project TOTAL					**$ 225,000**				**$ 225,000**
Funding Source(s):									
EQUIPMENT REPLACEMENT FUND - Fund 3003					$ 225,000				**$ 225,000**
TOTAL					**$ 225,000**				**$ 225,000**

CITY of MOORPARK
CAPITAL IMPROVEMENT PROJECTS
FISCAL YEARS 2023/24 thru 2027/28

Project Number:	**XXXXX**	**Council Goals and Objectives:**	**N/A**
Project Title:	**Replace Play Equipment at Peach Hill Park**		
Department:	**Parks, Recreation & Community Services**		

Project Description:

Replace children's play structures and equipment at Peach Hill Park.

Location Map

Budget Unit	Account Description	Total Expenditures ESTIMATED as of 6/30/2023	2022/23 Estimated Carryover Amount	ADDITIONAL FUNDING REQUEST 2023/24 Appropriation	2024/25 Estimate	2025/26 Estimate	2026/27 Estimate	2027/28 Estimate	Estimated TOTAL Project Cost
3003-541-XXXXX-55000	Machine & Equipments				$ 135,000				**$ 135,000**
Project TOTAL					**$ 135,000**				**$ 135,000**
Funding Source(s):									
EQUIPMENT REPLACEMENT FUND - Fund 3003					$ 135,000				**$ 135,000**
TOTAL					**$ 135,000**				**$ 135,000**

CITY of MOORPARK
CAPITAL IMPROVEMENT PROJECTS
FISCAL YEARS 2023/24 thru 2027/28

Project Number:	**XXXXX**	**Council Goals and Objectives:**	**N/A**
Project Title:	**Replace Play Equipment at Villa Campesina Park**		
Department:	**Parks, Recreation & Community Services**		

Project Description:

Replace children's play structures and equipment at Villa Campesina Park, and replace sand with engineered wood fiber.

Location Map

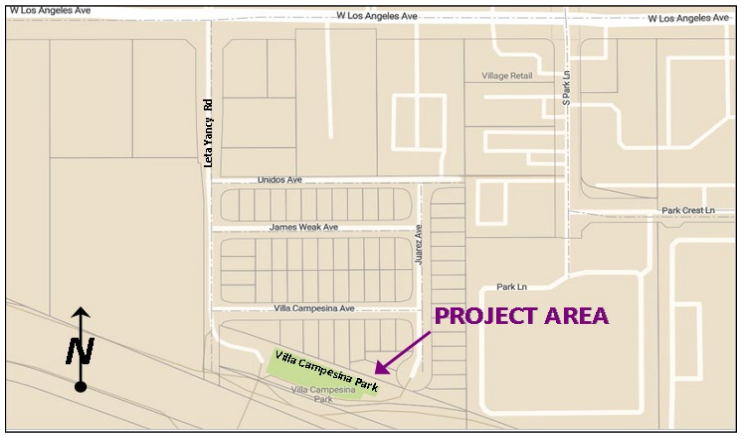

Budget Unit	Account Description	Total Expenditures ESTIMATED as of 6/30/2023	2022/23 Estimated Carryover Amount	ADDITIONAL FUNDING REQUEST 2023/24 Appropriation	2024/25 Estimate	2025/26 Estimate	2026/27 Estimate	2027/28 Estimate	Estimated TOTAL Project Cost
3003-541-XXXXX-55000	Machine & Equipments				$ 250,000				**$ 250,000**
Project TOTAL					**$ 250,000**				**$ 250,000**
Funding Source(s):									
EQUIPMENT REPLACEMENT FUND - Fund 3003					$ 250,000				**$ 250,000**
TOTAL					**$ 250,000**				**$ 250,000**

CITY of MOORPARK
CAPITAL IMPROVEMENT PROJECTS
FISCAL YEARS 2023/24 thru 2027/28

Project Number:	**XXXXX**	**Council Goals and Objectives:**	**N/A**
Project Title:	**Replace Play Equipment at Virginia Colony Park**		
Department:	**Parks, Recreation & Community Services**		

Project Description:

Replace children's play structures and equipment at Virginia Colony Park, and replace sand with engineered wood fiber. Install separate sand play area.

Location Map

Budget Unit	Account Description	Total Expenditures ESTIMATED as of 6/30/2023	2022/23 Estimated Carryover Amount	ADDITIONAL FUNDING REQUEST 2023/24 Appropriation	2024/25 Estimate	2025/26 Estimate	2026/27 Estimate	2027/28 Estimate	Estimated TOTAL Project Cost
2011-541-XXXXX-55500	Improvements Other Than Bldgs				$ 50,000				**$ 50,000**
3003-541-XXXXX-55000	Machine & Equipments				$ 150,000				**$ 150,000**
Project TOTAL					**$ 200,000**				**$ 200,000**
Funding Source(s):									
PARK IMPROVEMENT ZONE 2017-1 - Fund 2011					$ 50,000				**$ 50,000**
EQUIPMENT REPLACEMENT FUND - Fund 3003					$ 150,000				**$ 150,000**
TOTAL					**$ 200,000**				**$ 200,000**

CITY of MOORPARK
CAPITAL IMPROVEMENT PROJECTS
FISCAL YEARS 2023/24 thru 2027/28

Project Number:	**XXXXX**	**Council Goals and Objectives:**	**N/A**
Project Title:	**Disc Golf Course**		
Department:	**Parks, Recreation & Community Services**		

Project Description:

Determine an appropriate location for and install a disc golf course, including walkways and amenities.

Location Map

Location To Be Determined

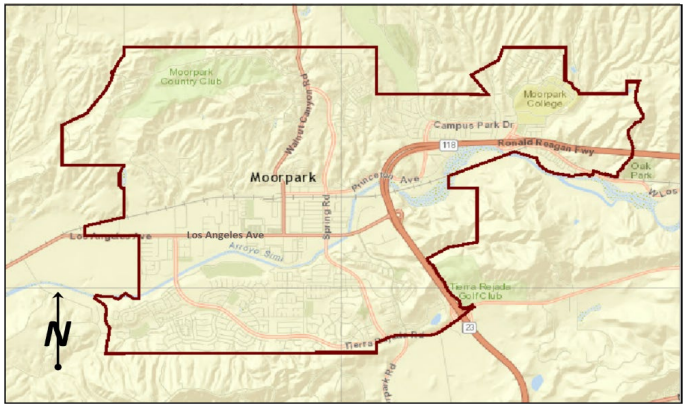

Budget Unit	Account Description	Total Expenditures ESTIMATED as of 6/30/2023	2022/23 Estimated Carryover Amount	2023/24 Appropriation	2024/25 Estimate	2025/26 Estimate	2026/27 Estimate	2027/28 Estimate	Estimated TOTAL Project Cost
				ADDITIONAL FUNDING REQUEST					
TBD -55300	Capital - Professional Services				$ 25,000				**$ 25,000**
TBD -55500	Improvements Other Than Bldgs				$ 125,000				**$ 125,000**
Project TOTAL					**$ 150,000**				**$ 150,000**
Funding Source(s):									
TBD - Fund TBD					$ 150,000				**$ 150,000**
TOTAL					**$ 150,000**				**$ 150,000**


MOORPARK CALIFORNIA
INCORPORATED JULY 1 1983

Fiscal Year 2023/24

Congestion Management Program

Congestion Management Program

The purpose of the Ventura County Transportation Commission's (VCTC) Congestion Management Program (CMP) is to monitor certain street segments and/or intersections on the CMP Road Network (see Map), to confirm that the Level of Service (LOS) [a measurement of the level of congestion] on those segments, or at those intersections, does not deteriorate below certain stipulated levels. Increased traffic generated by development is one of the major causes of increased traffic congestion and, therefore, the deterioration of the LOS. The CMP requires each Agency to identify projects designed to increase capacity and/or otherwise improve the efficient and effective movement of traffic. The projects set forth in this program, which are on the CMP Road Network and which could reduce congestion, are listed on the following pages.

Congestion Management Program Network

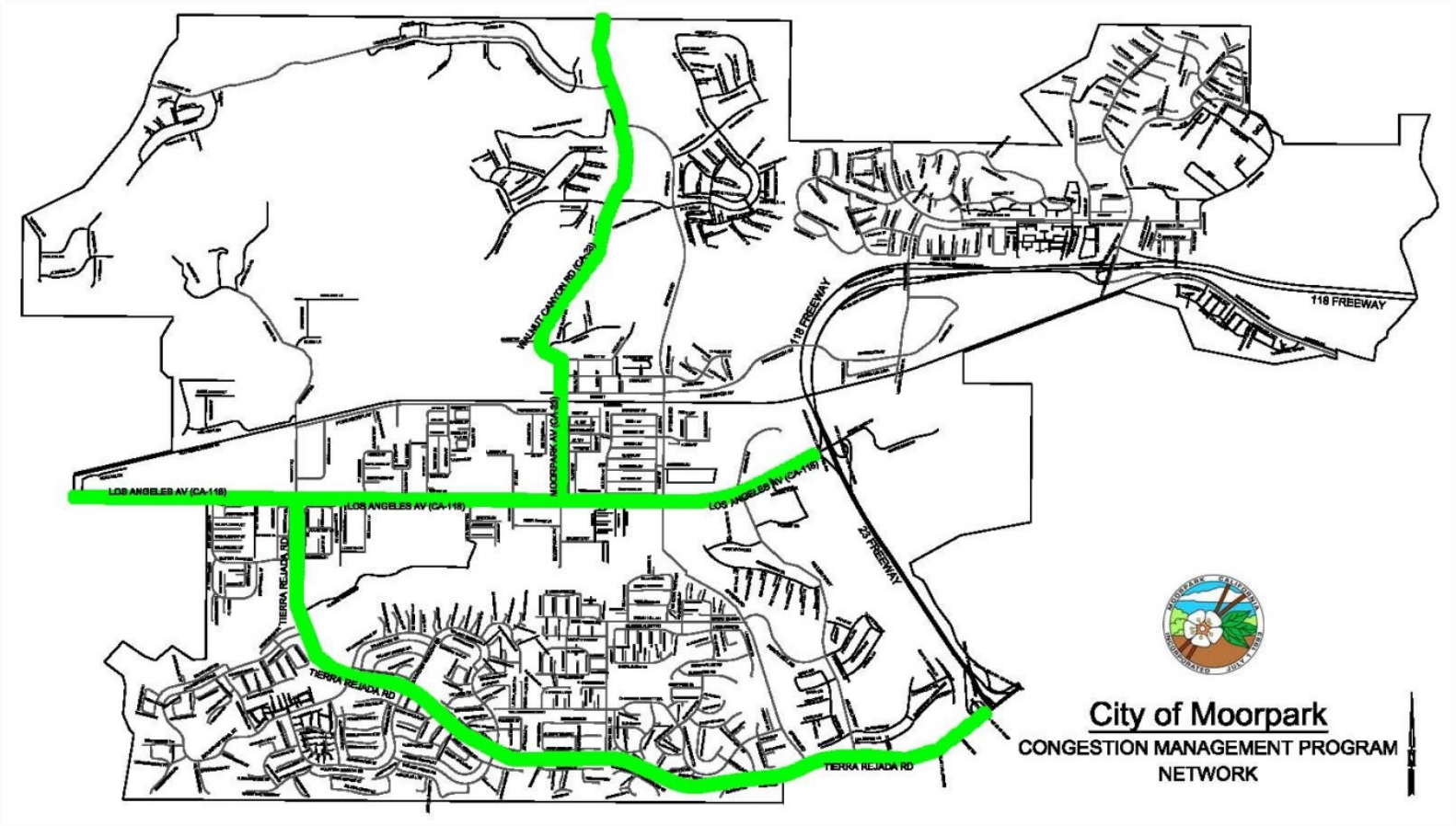

Congestion Management Program: Fiscal Year 2023/24 to 2027/28

Project Name	Account	Prior Years	FY 22/23*	FY 23/24	FY 24/25	FY 25/26	FY 26/27	FY 27/28	Total
Streets (100)									
Moorpark Ave Widening Project	C0004	$2,343,217	$0	$101,648	$1,000,000	$0	$0	$0	$3,444,865
Los Angeles Avenue Widening - Spring Road to Moorpark	C0021	$3,277,956	$45,506	$1,652,505	$0	$0	$0	$0	$4,975,967
23 Freeway North Alignment	C0025	$192,325	$0	$0	$0	$0	$0	$0	$192,325
Los Angeles Avenue Widening at Shasta Avenue (COMPLETE)	C0030	$1,678,147	$0	$49,558	$0	$0	$0	$0	$1,727,705
Los Angeles Avenue Traffic Signal/Fiber Optic Upgrade	M0040	$14,345	$935,655	$0	$0	$0	$0	$0	$950,000
Los Angeles Avenue Widening west of Tierra Rejada Road		$0	$0	$0	$0	$0	$0	$0	$0
Total		$7,505,990	$981,161	$1,803,711	$1,000,000	$0	$0	$0	$11,290,862
Traffic Signals (300)									
Los Angeles Avenue and Shasta Aveune		$0	$0	$0	$0	$0	$0	$0	$0
Los Angeles Avenue and Millard Street		$0	$0	$0	$0	$0	$0	$0	$0
Los Angeles Avenue West of Butter Creek Road		$0	$0	$0	$0	$0	$0	$0	$0
Total		$0	$0	$0	$0	$0	$0	$0	$0
Grand Total									**$11,290,862**

* Fiscal Year 2022/23 Carryover Amount


MOORPARK CALIFORNIA
INCORPORATED JULY 1 1983

Fiscal Year 2023/24

Public Works Potential Projects

Public Works Potential Projects

Numbering is added for reference only, and does not indicate or suggest project priority, preference, or order of consideration.

Public Works Streets

1 Evaluate options for Bus turn-outs on Los Angeles Avenue (SR118).

2 Modernize bus shelters.

3 Modify the intersection of Condor Drive (south), Princeton Avenue, and Virginia Colony Place.

4 Widen Science Drive at Los Angeles Avenue (SR-118) to provide a dedicated right turn lane.

5 Widen north side of Unidos Avenue.

6 Update the pavement management system.

7 Evaluate feasibility of relocating the Metrolink layover facility and work with VCTC and SCRRA to construct a screen wall on north and east sides of Metrolink layover facility.

8 Evaluate construction of Lassen Avenue from Park Lane to Moorpark Avenue to create a four-way intersection at Third Street.

9 Evaluate cost benefit for potential use of cold in place recycling of asphalt concrete (AC) and warm mix AC for streets and parking lots, and permeable surfaces for parking lots and bike paths.

10 Evaluate feasibility of widening the eastside of Princeton Avenue to provide a dedicated right-turn lane from the Condor Drive traffic signal to the eastbound SR-118 on ramp.

11 Reduce the pavement width and add landscaping on Park Crest Lane, Moorpark Avenue south of SR-118, Ridgecrest Drive, and Elk Run Loop.

12 Evaluate benefits of revising current street standards to narrow the street width but not the right-of-way to encourage more landscaping and reduce future pavement maintenance costs.

13 Evaluate feasibility of adding second southbound travel lane on Collins Drive from University Drive traffic signal to Benwood Road and a dedicated right turn lane onto Campus Park Drive.

14 Evaluate feasibility of adding a second on-ramp lane from southbound Collins Drive to the westbound SR-118.

15 Construct dedicated right and left-turn lanes for westbound Second Street at Moorpark Avenue (SR-23).

16 Construct dedicated right and shared left/through lanes for westbound Charles Street at Moorpark Avenue (SR-23).

17 Consider name change for Spring Road from Tierra Rejada Road to Walnut Canyon Road.

18 Construct a permanent truck scale facility west of the City limits.

19 Work with Caltrans to permit installation of City identification sign on Collins Drive overpass bridge and City entry statements in Caltrans right-of-way at selected locations.

20 Ensure City Ventures Project makes improvements on Wicks Road.

21 Widen, realignment, and reconstruction of High Street, west of Moorpark Avenue ("High Street West").

Public Works Trails and Walkways

1 Evaluate feasibility of pedestrian bridge over Poindexter Avenue and Union Pacific Railroad (UPRR) from Specific Plan No. 1.

2 Evaluate feasibility of pedestrian bridge on Los Angeles Avenue (SR-118) in vicinity of Moorpark Avenue (Goal 2/5+ years).

3 Evaluate feasibility of constructing a sidewalk on Arroyo Drive from Collins Drive to east City limits, and in conjunction with City of Simi Valley and County of Ventura, investigate pedestrian and bike connections between Collins Drive and Madera Road. Evaluate feasibility of planting drought tolerant landscaping on north side of Arroyo Drive between rail crossing and City boundary. (Project is currently in progress, C0037, with the exception of the drought tolerant landscaping concept).

4 Construct sidewalks on one side of certain streets in industrial zoned areas to provide a safe path for pedestrians and to encourage walking.

5 Install Lassen pathway lighting.

6 Evaluate options for providing a continuous Class 1 bike lane on Campus Park Drive, including a reduction of the number of travel lanes and attendant increase in landscaping and use of Caltrans/SCE right-of-way between Princeton Avenue and Collins Drive.

7 Evaluate potential uses for APN 513-0-010-225 (formerly referred to as Crawford Canyon) on north side of Princeton Avenue including possible trail connection to Moorpark Highlands.

8 Carry out regular bridge inspections and develop plan for rehabilitation of the Tierra Rejada Road, Spring Road, and Arroyo Simi Pedestrian bridges.

Public Works Traffic Signals

1 Evaluate need for a traffic signal at Princeton Avenue and Nogales Street.

2 Evaluate need for a traffic signal at Campus Canyon Drive and Collins Drive.

3 Evaluate need to modify the Princeton Avenue and Condor Drive traffic signal to provide a protected/permissive left turn movement from southbound Princeton Avenue to eastbound Condor Drive.

4 Evaluate need for radar speed display sign on eastbound Tierra Rejada Road between Peach Hill Road and Southhampton Road.

5 Evaluate need to modify the Spring Road and Princeton Avenue traffic signal to provide a protected left turn movement from westbound Princeton Avenue to southbound Spring Road.

6 Evaluate feasibility and cost for modifying traffic signal pedestrian crossing devices for use by vision impaired and physically disabled persons as well as upgrading to include time display/countdown timers.

7 Evaluate feasibility and cost of installation of “Blue Lights” (also known as “Tattletale Lights”) on selected traffic signals to enhance traffic enforcement of red light violations.

8 Install protected/permissive left-turn at various intersections.

9 Prepare a Traffic Study for the Los Angeles Avenue (SR 118) corridor to determine ultimate locations of traffic signals and other improvements to optimize traffic flow and minimize impacts on adjacent residential streets.

10 Coordinate with Caltrans to improve traffic signal synchronization for Princeton Avenue/SR-118 ramps and Condor Drive.

11 Evaluate the development of a policy for installation of traffic calming devices, including speed humps.

12 Evaluate and develop plan to update traffic signal equipment and software programming.

13 Develop new design for City street name signs and a standard design for street identification signs in medians.

14 Develop formal traffic policies.

15 Accomplish a walkway study in vicinity of Collins Drive.

16 Modify signals on High Street, Princeton Avenue and Spring Road.

17 Design and install crosswalks with flashing lights at various locations, including: Princeton/Campus Park; Third/Moorpark; Charles/Moorpark; and High/Bard.

Public Works Medians and Parkways

1 Install landscaping on the north side of Poindexter Avenue along railroad tracks.

2 Install landscaping on the south east corner of Tierra Rejada Road and Moorpark Road.

3 Install landscaping in excess right-of-way on southeast corner of Tierra Rejada Road and Moorpark Road and install standard curb and gutter.

4 Install monument sign at southwest corner of High Street and Moorpark Avenue for post office and public parking.

5 Install parkway trees on the west side of Spring Road north of Peach Hill Road.

6 Install raised median landscaping on Princeton Avenue from Spring Road to approximately 1,500 feet east of Spring Road.

7 Install missing sidewalk and plant parkway trees and landscaping on both sides of Princeton Avenue, from Spring Road to approximately 1,500 ft. east.

8 Install sidewalk and parkway landscaping on south side of Princeton Avenue west of Sharma.

9 Install parkway landscaping and enhanced pavement on collector and arterial streets that lack such improvements, including the south side of Peach Hill Road west of Rolling Knoll Road and north side of Peach Hill Road west of Bella Vista Drive and consider possible use of Xeriscape landscaping.

10 Install enhanced entry statements at Spring Road and Roberts Street, and Spring Road and Second Street.

11 Install raised landscaped median on Collins Drive from Campus Park Drive to University Drive.

12 Evaluate feasibility and interest from property owners for a possible property-owner funded sound wall on south side of Los Angeles Avenue (SR 118) between the City Limits and Butter Creek Road as well as between Butter Creek Road and Maureen Lane.

13 Evaluate feasibility of modifying certain existing streets to increase landscaping and reduce the amount of asphalt to be maintained.

14 Obtain ownership of sidewalks on the collector streets in the Mountain Meadows area from various HOAs.

15 Evaluate obtaining license agreement from private property owners to allow installing and maintaining drought tolerant landscaping on privately owned slopes on west side of Spring Road north of Monte Vista Nature Park (Tract 3096) and between the Arroyo Simi and Tract 4037.

16 Evaluate feasibility of installing raised median on Poindexter Avenue and on Gabbert Road south of Poindexter Avenue.

17 Improve freeway landscaping on Princeton Avenue.

18 Improve Roberts Avenue and Second Street parkways from Spring Road to Harry Street.

19 Develop design plan to refurbish median landscaping and hardscape on Tierra Rejada Road from Spring Road to Los Angeles Avenue and Campus Park Drive from Princeton Avenue to Collins Drive including cost estimates, financing, phasing and water conservation measures.

20 Construct wall and landscaping improvements on north side of SR 118 between Millard Avenue and Spring Road.

21 Work with U.S. Postal Service and homeowner’s associations to relocate group mail boxes to maximize on-street parking.

22 Evaluate obtaining license agreements from private property owners to allow installing and maintaining drought tolerant landscaping on privately owned slopes on the north side of Princeton Avenue east of Spring Road (Tract 2723).

23 Extend Tierra Rejada raised median to east City limit.

Public Works Storm Drains

1 Storm drain on Poindexter Avenue and Gabbert Road.

2 Evaluate feasibility of relocating the storm drain system on Poindexter Avenue just west of Endeavor Court.

3 Evaluate need for improvements to the Everett Street drainage basin.

4 Extend the Fremont Avenue drain north of SR-118

Fiscal Year 2023/24

Parks, Recreation & Community Services
Future and Potential Projects

Parks, Recreation & Community Services
Future and Potential Projects

Numbering is added for reference only, and does not indicate or suggest project priority, preference, or order of consideration.

Facilities

1 **Arroyo Vista Recreation Center**: Install new security cameras

2 **Arroyo Vista Recreation Center**: Water conservation improvements, including hands-free fixtures and low flow urinals.

3 **Arroyo Vista Recreation Center**: Install three flag poles (U.S. flag, California flag, and City flag) to replace the single flag pole currently at the entrance.

4 **Community Center**: Determine appropriate locations and install security cameras throughout the Community Center complex.

5 **Community Center**: Implement water conservation improvements including hands free restroom fixtures and waterless urinals at the Active Adult Center and Community Center.

6 **Community Center**: Install three flag poles (U.S. flag, California flag, and City flag) to replace the single pole located near the Active Adult Center.

7 **Community Center**: Install energy efficiency improvements including a drop-down ceiling with insulation at the Active Adult Center and in the Citrus Room, and replace windows at the Active Adult Center and Community Center with energy efficient dual-pane windows.

8 **Community Center**: Convert Citrus Room to make it a formal part of the Active Adult Center upon completion of the new City Hall building.

9 **High Street Arts Center**: Replace carpet throughout the theater.

10 **High Street Arts Center**: Renovate stage and install guardrail at the rear balcony to meet ADA requirements.

11 **Moorpark Police Services Center**: Renovate landscaping, including alternate landscape material adjacent to the vehicular parking stalls.

12 **Moorpark Police Services Center**: Install parapet walls to screen roof top equipment from view.

13 **Moorpark Public Services Facility**: Install a portable generator at the Public Services Facility.

14 **Moorpark Public Services Facility**: Replace parking lot lighting with LED lighting or other energy efficient alternative.

15 **Moorpark Public Services Facility**: Improve roof top drainage system to minimize runoff onto the parking lot and adjacent hardscape surfaces.

16 **Moorpark Public Services Facility**: Implement water conservation improvements, including hands-free fixtures and waterless urinals in restrooms

17 **Moorpark Public Services Facility**: Install an alternative fuel fueling station or electric vehicle charging station.

18 **Ruben Castro Human Services Center**: Install sidewalk on west side of Minor Street between Flynn Avenue and Fitch Avenue.

19 **31 Poindexter Avenue**: Modify building to accommodate widening of Moorpark Avenue.

20 **General Facilities:** Evaluate the feasibility of constructing a teen center or second recreation center.

Landscape Maintenance Districts and General Landscaping

1 Renovate the landscaped parkway on the north side of LA Avenue between Shasta Avenue and Gabbert Road (Zone 7) to include drought tolerant plant material. Replace the existing pear trees with Crepe Myrtle trees.

2 Landscape north side of Poindexter Avenue from Gabbert Road east to vicinity of Chaparral School.

3 Renovate landscaped medians on Spring Road from Tierra Rejada Road to Peach Hill Road.

4 Install street trees on west side of Spring Road between Arroyo Simi and Peach Hill Road.

5 Renovate the landscaping at the Metrolink train station on the south side of the railroad tracks. Remove non-native landscaping along the pedestrian access walkway from Moorpark Avenue to the station and replace with native plant material.

6 Landscape excess right-of-way on southeast corner of Tierra Rejada Road and Moorpark Road and install standard curb and gutter. Remove pepper trees on the south side of Tierra Rejada Road and install native trees.

7 Install native landscape material and boulders within the freeway off ramp areas at Tierra Rejada Road and Highway 23/118. Install a City welcome sign with lighting at the northbound freeway off ramp at Tierra Rejada Road and install native landscaping. Renovate the landscaping at the LA Avenue northbound on ramp and off ramp.

8 Improve slopes adjacent to Peach Hill Wash Channel (Zone 10) for erosion control and landscape enhancement.

Open Space

1 In conjunction with the Moorpark Watershed Parks, Recreation and Conservation Authority, develop a comprehensive site plan for the 80 Acre site, and identify appropriate uses for the site, potentially including: 1) Wetland area with interpretive center; 2) Seating area and access trail to the hill top view point; 3) Loop trail; 4) Bicycle/pedestrian connection to Tierra Rejada Road and adjacent communities; and/or 5) Restored riparian corridor.

2 Evaluate potential uses for the 200+ acre Meridian Hills open space, including possible trail connection to equestrian trail on Grimes Canyon Road.

3 Develop comprehensive site plan and evaluate potential uses for the 255 acre open space acquired from Waste Management along the City's eastern border.

4 Evaluate potential passive recreation uses and enhancements for open space at Crawford Canyon.

5 Evaluate potential passive recreation uses for the SDI open space property.

6 Evaluate potential park and recreation uses for the asphalt area at the terminus of Ridgecrest Drive.

Parks

1 **Arroyo Vista Community Park**: Upgrade and add additional lighting at AVCP ball fields.

2 **Arroyo Vista Community Park**: Construct a new pedestrian bridge to AVCP from southern terminus of Leta Yancy Road.

3 **Arroyo Vista Community Park**: Install walkway lighting on pedestrian bridge at south terminus of Leta Yancy Road.

4 **Arroyo Vista Community Park**: Add permanent or removable outfield fencing at the AVCP softball fields as deemed appropriate.

5 **Arroyo Vista Community Park**: Install a sand volleyball court.

6 **Buttercreek Park Site**: Determine disposition of Buttercreek Park site.

7 **Campus Canyon Park**: Renovate the basketball court.

8 **Campus Canyon Park**: Add parking lot.

9 **Campus Canyon Park**: Evaluate installing lights at the basketball court.

10 **Campus Park**: Replace concrete flatwork in the Campus Park picnic pavilion.

11 **College View Park**: Install a sand volleyball court.

12 **College View Park**: Install a second basketball court with lighting.

13 **College View Park**: Install lighting at the dog park.

14 **College View Park**: Install fencing along Campus Park Drive and Collins Drive, including corner. Install a park sign on Collins Drive frontage.

15 **College View Park**: Remove marquee base and install new park sign.

16 **College View Park**: Select a location to potentially add a soccer field.

17 **College View Park**: Evaluate the feasibility of constructing a fire station on a portion of the park.

18 **Country Trail Park**: Install a prefabricated restroom facility.

19 **Country Trail Park**: Improve natural area and improve landscaping along the slope.

20 **Glenwood Park**: Install lighting at the basketball court.

21 **Glenwood Park**: Install a sand volleyball court.

22 **Glenwood Park**: Install a trail from Tierra Rejada Road to playground.

23 **Glenwood Park**: Remove marquee base and install new park sign.

24 **Glenwood Park**: Explore options to increase privacy at the Glenwood Park restroom.

25 **Glenwood Park**: Evaluate options for potential expansion of the park.

26 **Mammoth Highlands Park**: Install a sand volleyball court.

27 **Mammoth Highlands Park**: Reposition or add lights as needed at the basketball court.

28 **Mammoth Highlands Park**: Expand trail around perimeter of the park.

29 **Miller Park**: Install security lights behind the tennis courts.

30 **Miller Park**: Install loop trail with a connection to the adjacent nature trails.

31 **Miller Park**: Evaluate alternative uses for the sports field.

32 **Monte Vista Nature Park**: Install parking lot lighting.

33 **Monte Vista Nature Park**: Identify an appropriate location and install a shade structure.

34 **Monte Vista Nature Park**: Develop an overall site plan, removing non-native plant species and replacing them with native landscaping, demonstration gardens, interpretive signage, walkways, and seating areas.

35 **Monte Vista Nature Park**: Improve trail system including drainage and installation of slough walls.

36 **Monte Vista Nature Park**: Add security features at Laurelhurst Road entrance.

37 **Mountain Meadows Park**: Install a loop trail around the park perimeter.

38 **Peach Hill Park**: Replace the softball field lighting and add lighting to the soccer field.

39 **Peach Hill Park**: Renovate the picnic pavilion, including enclosing the roof, or remove the pavilion roof and replace it with a solid roof, comparable to pavilions at other City parks.

40 **Peach Hill Park**: Install a loop trail around the perimeter of the park.

41 **Peach Hill Park**: Evaluate adding a second driveway to the parking lot off Christian Barrett Drive.

42 **Poindexter Park**: Upgrade security cameras and install additional cameras as needed.

43 **Poindexter Park**: Improve security fencing around the perimeter of the skate park.

44 **Poindexter Park**: Replace metal and wood park amenities with concrete amenities, including the picnic tables in the picnic pavilion.

45 **Poindexter Park**: install outdoor exercise equipment along the path.

46 **Poindexter Park**: Determine alternative uses for turf area adjacent to the basketball court.

47 **Post Office Potential Park Site**: Evaluate feasibility of constructing park facilities on remnant property west of post office.

48 **Tierra Rejada Park**: Install lighting at the basketball and tennis courts.

49 **Tierra Rejada Park**: Construct additional tennis court.

50 **Tierra Rejada Park**: Expand parking lot on Mountain Meadow Drive by approximately 14 spaces.

51 **Tierra Rejada Park**: Evaluate the feasibility of adding a volleyball court option to the basketball court.

52 **Villa Campesina Park**: Install security cameras and add additional security lighting as needed.

53 **Virginia Colony Park**: Install a full or half-court basketball court.

54 **Walnut Acres Park**: Install security cameras as needed.

55 **Citywide Parks:** Identify site and construct a facility to accommodate bicycle free-style and/or BMX riding.

56 **Citywide Parks**: Replace site lighting with LED lighting or other energy efficient alternatives at Campus Canyon, College View, Mammoth Highlands, Miller, Mountain Meadows, Peach Hill, Tierra Rejada, and Villa Campesina Parks.

57 **Citywide Parks**: Install various ADA improvements, including compliant walkways connecting public sidewalks to park walkways and amenities at Peach Hill, Monte Vista, Mountain Meadows, and Tierra Rejada Parks. Install upgrades at Villa Campesina Park, including parking and signage.

58 **Citywide Parks**: Select a site and design and install a therapeutic or sensory garden.

59 **Citywide Parks**: Determine appropriate locations for and install electronic messaging marquees. Replace the magnetic marquee at AVCP with an electronic marquee.

60 **Citywide Parks**: Select sites and install various permanent game equipment including a shuffleball court, horseshoe pit, and cornhole/beanbag toss pit.

61 **Citywide Parks**: Identify site and install a baseball field.

62 **Citywide Parks**: Select site and install an additional bocce ball court.

63 **Citywide Parks**: Identify additional park location and install a ball wall.

64 **Citywide Parks**: Evaluate parks for amenity improvements, including upgraded drinking fountains, electronic play systems, tandem swings, and other upgraded features.

65 **Citywide Parks**: Identify locations and install additional exercise equipment.

66 **Citywide Parks**: Install fitness circuit specific to Parkour training.

67 **Citywide Parks**: Select a park site to locate a tennis court in the Campus Park area.

68 **Citywide Parks**: Evaluate parks for installation of security cameras.

69 **Citywide Parks**: Evaluate parks/open space for development of a Community Garden.

70 **Citywide Parks**: Evaluate potential locations for a second dog park.

71 **Citywide Parks**: Evaluate installation of an outdoor performance venue/amphitheater.

Trails

1 Construct a trail extending from the east end of Campus Park Drive, across the watercourse referred to as Drain No. 2, then south under the freeway through an existing access tunnel to Arroyo Drive. Prior year costs of $28,554 were for the development of a feasibility study to determine access and design requirements. Review and finalization of the study has been placed on hold.

2 Construct an improved bike path on the north side of the Arroyo Simi from AVCP pedestrian bridge to the east side of Spring Road.

3 Evaluate feasibility of connecting Moorpark Country Club equestrian staging area and the Meridian Hills equestrian staging area with a loop multi-use trail.

4 Evaluate possible uses for alternate State Route 23 and North Hills Parkway rights-of-way, including possible trail connection to College Heights Drive and Happy Camp Regional Park.

5 Evaluate feasibility of trail from Valley Road to Waterworks District No. 1 offices at Spring Road / Elk Run Loop intersection (will require ability to go under future North Hills Parkway to be constructed by Tract 5130, City Ventures).

6 Evaluate feasibility of a multi-use trail between Spring Road, Calleguas Water District Pump Station, and Miller Parkway through Tract 4980 / Serenata HOA

Fiscal Year 2023/24

Public Works Completed Projects

Public Works Completed Projects
Sorted by Year

The following is a list of known CIP projects constructed subsequent to the incorporation of the City in 1983.

Project Name	Description
1985	
Streets & Trails	
Sidewalk Construction	East Side of Moorpark Avenue, Third Street to Los Angeles Avenue
Sidewalk Construction	West side of Moorpark Avenue from Community Center to High Street
Sidewalk Construction	West side of Moorpark Avenue from North of Poindexter Avenue to Third Street
Asphalt Overlay	Various Streets including High Street, Gabbert Road, Third Street, Bard Street, Sherman Avenue, Second Street and Sarah Avenue
1987	
Streets & Trails	
Asphalt Overlay	Spring Road South of Williams Ranch Road (by Developer)
Sidewalk Construction	South side of Williams Ranch Road (by Developer)
Slurry Seal Project	Various Streets throughout the City
Railroad Crossing	Construction of rubberized railroad crossing on Old Los Angeles Avenue (east of College View Avenue)
Traffic Signals	
Los Angeles Avenue & Tierra Rejada Road	Construction of a traffic signal at Los Angeles Avenue & Tierra Rejada Road / Gabbert Road
Los Angeles Avenue & Condor Drive	Construction of a traffic signal at this intersection
Parkways and Medians	
Campus Park Drive	Construction of landscape improvements to medians on Campus Park Drive (two Developers)

Project Name	Description
Tree Replacement	Removal and replacement of parkway trees on a number of streets in the downtown area
Spring Road & Peach Hill Road	Construction of landscape improvements at the southwest corner
Spring Road Drainage Improvement	Construction of a box culvert on the west side of Spring Road south of Los Angeles Avenue
1988	
Streets & Trails	
Tierra Rejada Bridge	Construction of a four lane (with median) bridge across the Arroyo Simi
Traffic Signals	
Traffic Signal: Los Angeles Avenue & Princeton Avenue	Construction of a traffic signal at this intersection
1989	
Streets & Trails	
Spring Road Railroad Crossing	Construction of rubberized railroad crossing on Spring Road
Moorpark Avenue Railroad Crossing	Construction of rubberized railroad crossing on Moorpark Avenue
Curb, Gutter, and S/W	North side of High Street, east of Magnolia Street
Asphalt Reconstruction & Overlay	Various streets including Millard Street, Harry Street, Dorothy, Esther, Roberts Avenues, Laurelhurst Road, Campus Park Drive & Maureen Lane
Traffic Signals	
Los Angeles Avenue & Science Drive	Construction of a traffic signal at this intersection
Tierra Rejada Road & Peach Hill Road	Construction of a traffic signal at this intersection (Developer)
Tierra Rejada Road & Walnut Creek Road	Construction of a traffic signal at this intersection (Developer)
Tierra Rejada Road & Mt. Meadows Drive	Construction of a traffic signal at this intersection (Developer)

Project Name	Description
Storm Drains	
Moorpark Avenue	Construction of storm drain improvements north of High Street (by Caltrans)
1990	
Streets & Trails	
Slurry Seal Project	Various streets throughout the City
Sidewalk Construction	East side of Spring Road, Los Angeles Avenue to Roberts Avenue (by Developer)
Sidewalk Reconstruction	Replacement of damaged sidewalks (including tree limb and root pruning) throughout the City.
Traffic Signals	
Los Angeles Avenue & Spring Road	Major reconstruction of the traffic signal at this intersection (by Developer)
Traffic Signal: Campus Park Drive & Delfen St.	Construction of a traffic signal at this intersection
Parkways and Medians	
Tierra Rejada Road Median	Construction of landscape improvements to Tierra Rejada Road medians from the Edison Easement easterly to a point east of Southhampton Road
Tierra Rejada Road Parkway	Construction of landscape improvements to the parkway on the north side of Tierra Rejada Road east of Peach Hill Road (Developer)
1991	
Streets & Trails	
High Street & Spring Road	Reconstruction of curb, gutter & sidewalk at southeast corner (by Caltrans)
Avenida Colonia & Nogales Street	Reconstruction of these two streets including the construction of new curbs, gutters and sidewalks and the construction of a portion of the Happy Camp Canyon covered box culvert to allow for the connection of these two streets

Project Name	Description
Los Angeles Avenue Widening	North side street improvements from Liberty Bell Road to Maureen Lane, including an additional westbound travel lane, curb, gutter and sidewalk
Sidewalk Construction	West side of Spring Road, Los Angeles Avenue to Roberts Avenue
Sidewalk Construction	North side of Los Angeles Avenue between Spring Road and Millard Street
Sidewalk Construction	West side of Spring Road between Roberts Avenue and the railroad tracks
Handicap Access Ramps	Construction of handicap access ramps at various locations throughout the City
Traffic Signals	
First St. / Poindexter Avenue @ Moorpark Avenue	Construction of a traffic signal at this intersection to fulfill the City's portion of a City/State Agreement to signalize both this intersection and Moorpark Avenue / High Street
Storm Drains	
Happy Camp Box Culvert	Construction of a covered box culvert for the Happy Camp drain at Los Angeles Avenue crossing (Unit III) and at the intersection of Nogales Street and Avenida Colonia
1992	
Streets & Trails	
Sidewalk Reconstruction	The reconstruction of the sidewalk on the east side of Tierra Rejada Road south of Los Angeles Avenue, including the replacement of street trees
High Street Storm Drain and Sidewalks	Construction of a storm drain from Walnut Street to Magnolia Street and a sidewalk on the north side of the street between Bard Street and Magnolia Street
Charles Street Reconstruction (Ph. I)	Reconstruction of the street from Moorpark Avenue to Bard Street, including the construction of a storm drain and new curbs, gutters and sidewalks
Traffic Signals	
Spring Road & Peach Hill Road	Construction of a traffic signal at this intersection

Project Name	Description
Collins Dr. & Campus Park Dr.	Construction of a traffic signal at this intersection by Caltrans as a part of the freeway construction project
High St. & Moorpark Avenue	Construction of a traffic signal at this intersection by Caltrans to fulfill Caltrans' portion of a City/State Agreement to signalize this intersection and Poindexter Avenue/First Street/Moorpark Avenue
Peach Hill Rd & Spring Rd	Construction of a traffic signal at this intersection
Parkways and Medians	
Williams Ranch Road Landscape Barrier	Construction of a landscaped barrier across Williams Ranch Road near the Edison Easement
East side Tierra Rejada Road @ Los Angeles Avenue	Replacement of the street trees on the east side of the street south of Los Angeles Avenue in conjunction with the reconstruction of sidewalks in that area
1993	
Streets & Trails	
Asphalt Overlay Project	Construction of an asphalt overlay on the following streets: 1) Tierra Rejada Road at the Route 23 Freeway; 2) Peach Hill Road; & 3) Campus Park Drive
Slurry Seal Project	Construction of Slurry Seal on various streets throughout the City
Los Angeles Avenue @ Park Lane, etc.	Construction of street improvements, storm drains, traffic signals, landscaping and related improvements on Los Angeles Avenue, Park Lane, Lassen Avenue and Liberty Bell Road required for the construction of the Mission Bell Plaza, funded by Assessment District 92-1 [**CMP].
Peach Hill Road East of Spring Road	Extension of Peach Hill Road east of Spring Road to the future Science Drive (constructed by the developer of the Carlsberg Specific Plan to serve the Mesa Verde Middle School)

Project Name	Description
Traffic Signals	
Tierra Rejada Rd & Spring Rd	Street widening project included the construction of a "permanent" traffic signal to replace the temporary traffic signal at this location [**CMP]
Los Angeles Ave & Park Lane	Construction of a traffic signal at this intersection as a part of the street and storm drain improvements funded by Assessment District 92-1 [**CMP]
Los Angeles Avenue & Liberty Bell Road	Construction of a traffic signal at this intersection as a part of the off-site and storm drain improvements funded by Assessment District 92-1 [**CMP]
Parkways & Medians	
Sherman Avenue Property Wall	Replacement of the rear property walls for the properties on the south side of Sherman Avenue (north side of Los Angeles Avenue between Spring Road and Millard Street)
Los Angeles Avenue: Spring Road to Millard Street	Construction of parkway landscaping on the north side of Los Angeles Avenue between Spring Road and Millard Street
Tierra Rejada Road / Peach Hill Road Slope Repair	Repair of a slope failure on the south side of Tierra Rejada Road east of Peach Hill Road
Storm Drains	
Sunnyslope Place Debris Basin Access Road	Construction of an access road to facilitate the maintenance of a storm water debris basin north of Sunnyslope Place
1994	
Streets & Trails	
Lassen Alley Improvements	Construction of pavement improvements to complete the drainage improvements at the south end of McFadden Avenue and Cornett Avenue
Charles Street Reconstruction (Ph. II)	Reconstruction of the street from Bard Street to Spring Road, including the construction of a storm drain and new curbs, gutters and sidewalks

Project Name	Description
Spring Road Berm	Construction of an asphalt berm on the east side of the street north of Peach Hill Road in order to prevent erosion of the slope supporting the street
Flory Area Sidewalks	Construction of sidewalks on certain streets in the vicinity of Flory Elementary School, partially funded by an SB-821 pedestrian facility grant, including Second Street, Bard Street, Third Street, Flory Avenue, Millard Street, Roberts Avenue, and Harry Street
Tierra Rejada Road Realignment and Reconstruction	Realignment and reconstruction of Tierra Rejada Road east of Spring Road, increasing the roadway to four lanes and adding a center raised median [**CMP]
Grimes Canyon Road	Street improvements (including widening) near the entrance (Turfway Road) to Tract 4081 (constructed by the developer)
Park Lane and Lassen Avenue	Improvements to Park Lane north of Los Angeles Avenue and Lassen Avenue, to serve the Mission Bell Plaza Shopping Center (AD 92-1)
Traffic Signals	
Tierra Rejada Road & Mountain Trail Street	Construction of a traffic signal at this intersection (Developer) [**CMP]
Tierra Rejada Rd & Arroyo Vista Access Rd / Countrywood Drive	Construction of a traffic signal at this intersection (Developer) [**CMP]
Tierra Rejada Road @ Shopping Center Entry	Construction of a traffic signal at this intersection (Developer) [**CMP]
Parkways & Medians	
Tierra Rejada Rd Median at Spring Rd	Installation of landscaping in the extension of the center median in Tierra Rejada Road just west of Spring Road
Shasta Avenue / Los Angeles Avenue Wall [NE Corner]	Construction of a block wall and landscaping at the northeast corner of Los Angeles Avenue and Shasta Avenue to meet right-of-way acquisition requirements
East Side Spring Road South of Peach Hill Road	Construction of parkway landscaping on the east side of Spring Road south of Peach Hill Road

Project Name	Description
Los Angeles Avenue @ Shasta Avenue	Construction of parkway landscaping on the north side of Los Angeles Avenue at Shasta Avenue
Storm Drains	
AD 92-1	Construction of storm drains along the north side of Los Angeles Avenue, Park Lane, and within easements on the Mission Bell Plaza property
1995	
Streets & Trails	
High Street Decorative Street Lights	Installation of underground conduits for electrical, telephone, cable television, street lights and a decorative lighting system, plus the installation of nostalgic decorative street lights on High Street
Freeway Connector Project	Construction of bridges and related improvements required to connect the Route 23 Freeway to the Route 118 Freeway (Caltrans) [**CMP]
City Maintenance Yard	Conversion of property at 675 Moorpark Avenue to a City Maintenance facility
Metro Link Parking Lot/Driveway	Construction of the south Metro Link parking lot and access driveway (SCRRA) [**CMP]
Lassen Avenue @ Mission Bell Plaza	Modifications to Lassen Avenue to provide entrances to the north end of the Mission Bell Plaza Shopping Center parking lot from Sierra Avenue and from Park Lane
Slurry Seal Project	Application of slurry seal and related work to approximately one-third of the residential streets in the City
Tecolote, Canario, Etc.	Construction of an asphalt overlay on Tecolote Court, Canario Court, and a portion of North Granadilla Drive
Walnut Canyon Road @ Casey Road	Widening of Route 23 by Caltrans to provide a center turning lane at Wicks Road and Casey Road
First Street/Bard Street	Reconstruction of First Street and Bard Street including reconstruction of pavement, curb, gutter and sidewalks

Project Name	Description
Parkways & Medians	
Moorpark Estates Entry	Installation of entry signs at Shasta Avenue and Los Angeles Avenue and at Poindexter Avenue and Sierra Avenue
Shasta Avenue/Los Angeles Avenue Wall [NW Corner]	Construction of a block wall and landscaping at the northwest corner of Los Angeles Avenue and Shasta Avenue to meet right-of-way acquisition requirements
Poindexter Avenue @ Sierra Avenue	Construction of parkway landscaping on the south side of Poindexter Avenue at Sierra Avenue
Princeton Avenue	Construction of parkway and median landscaping on Princeton Avenue
Campus Park Drive	Construction of parkway landscaping on the south side of Campus Park Drive east and west of Princeton Avenue
Tierra Rejada Road Slope Restoration	Restoration of slope slippage on the south side of Tierra Rejada Road near Peach Hill Road
Bard Wall	Construction of a wall at the north end of Bard Street, just north of First Street
Virginia Colony Planter	Construction of a landscaped planter at the corner of Virginia Colony Place and Los Angeles Avenue
Irrigation Crossover Conduits	Construction of conduits for future irrigation water lines and valve control wires at a number of locations including: Tierra Rejada Road at Courtney Lane; Courtney Lane on the west side of Tierra Rejada Road and Southhampton Road at Tierra Rejada Road
Spring Road Parkway Trees	Removal and replacement of damaged sidewalks and the installation of tree well grates along the west side of Spring Road south of Peach Hill Road, to preserve existing parkway trees.
1996	
Streets & Trails	
Millard Street Area Sidewalks	Construction of sidewalks on Sherman Avenue, Esther Avenue, Roberts Avenue and other streets
Poindexter Avenue	Complete reconstruction of this street west of Chaparral Middle School

Project Name	Description
Everett Street	Complete reconstruction of this street, including curb, gutter and sidewalk
Walnut Street	Complete reconstruction of this street, including curb, gutter and sidewalk
Bard Street	Complete reconstruction of this street between Charles Street and High Street
Magnolia Street	Complete reconstruction of this street north of Charles Street
Tierra Rejada Road	Construction of an asphalt overlay on this street east of Spring Road
Spring Road	Construction of an asphalt overlay on this street south of Peach Hill Road
Old Los Angeles Avenue	Construction of an asphalt overlay on this street east of the rail crossing located east of Collins Drive
Flory Avenue	Construction of an asphalt overlay on this street
Magnolia Street	Construction of an asphalt overlay on this street south of Charles Street
Goldman Avenue	Construction of an asphalt overlay on this street
Spring Road Median / Double Left Turn Lane	Construction of modifications to the south leg of the intersection of Spring Road and Los Angeles Avenue to provide for a double left turn lane and a raised center median
Painted Sky Street Subsidence Repair	Repair of street improvements damaged by a street subsidence
Public Works Yard Expansion	Construction of additional improvements to expand the City Maintenance Yard at 675 Moorpark Avenue
Traffic Signals	
Collins Drive & Campus Park Drive	Construction of a traffic signal at this intersection by Caltrans, as a apart of the Freeway Connector construction project
Moorpark Road & Tierra Rejada Road	Construction of a traffic signal at this intersection by the City, with partial funding from the County of Ventura

Project Name	Description
Parkways & Medians	
Home Acres Buffer Area	Construction of a landscaped buffer area, including an emergency access road and a flood control maintenance road, at the west end of Shadyridge Drive in Tract 4021 (funded by Zone 8 of AD 84-2)
Storm Drains	
Tierra Rejada Road Sub-Drain System	Construction of a sub-drain system along Tierra Rejada Road between Walnut Canyon Road and Mountain Trail Street to convey subsurface water to storm drain inlets
Tierra Rejada Road Inlet East of Spring Road	Installation of a catch basin on the north side of the center median on Tierra Rejada Road east of Spring Road
1997	
Streets & Trails	
Flinn Avenue Reconstruction	Reconstruction of Flinn Avenue east of Spring Road, constructed in conjunction with the Spring Road storm drain project
Moorpark Avenue [South] A/C Overlay	Construction of an asphalt overlay on this street, constructed in conjunction with the construction of the Moorpark Avenue storm drain project
AVCP Access Bridge	Construction of a pedestrian, equestrian, emergency access bridge across the Arroyo Simi, to connect Arroyo Vista Community Park to Liberty Bell Road
Arroyo Vista Community Park Bike Path	Construction of a paved surface between the end of the park access road and the Arroyo Vista Park Access Bridge, partially funded by an SB-821 bicycle facilities grant
Storm Drains	
Moorpark Avenue Storm Drain System	Construction of a storm drain system extending from the south side of Los Angeles Avenue northerly to a point north of First Street, with storm drain laterals serving Flory Avenue and the Metrolink parking lot

Project Name	Description
Spring Road Storm Drain System	Construction of a storm drain system extending from the south side of Los Angeles Avenue northerly to Flinn Avenue, and then extending easterly on Flinn Avenue
1998	
Streets & Trails	
Downtown Alley Reconstruction	Reconstruction of the alleys south of First Street
Valley Road	Reconstruction of the street
Wicks Road Slope Stabilization	Construction of retaining walls and related improvements required to provide slope stabilization to support Wicks Road
Wicks Road A/C Overlay	Construction of an asphalt overlay on the westerly portion of this street
Bonnie View Street A/C Overlay	Construction of an asphalt overlay on this street
Maureen Lane Reconstruction	Reconstruction of Maureen Lane south of Los Angeles Avenue
Storm Drains	
Science Drive Storm Drain System	Construction of two storm drain systems serving the Carlsberg Specific Plan (by Developer), one serving the streets and a separate system conveying run-off from common areas to vernal ponds
1999	
Streets & Trails	
Peach Hill Road	Widening to the south side of the street east of Spring Road, in order to provide a westbound left-turn lane.
Poindexter Avenue	Widening to the north side of the street east of Gabbert Road, including new curb, gutter and sidewalk, and the re-striping of the street to provide a painted median and Bike Lanes.
New Los Angeles Avenue Widening	Widening to the south side of the street to provide six (6) lanes of traffic (by Developer). [**CMP]

Project Name	Description
Spring Road Widening	Construction of widening to the east side of Spring Road from Tierra Rejada Road northerly to the Arroyo Simi Bridge (by developer).
Casey Road Widening	Widening to the south side of the street west of Walnut Canyon Road.
Old L.A. Avenue Rail Crossing	Surface crossing improvements to the rail crossing (by SCRRA).
Gabbert Road	Surface crossing improvements to the rail crossing (by Union Pacific).
Miller Parkway	Construction of a new collector street between Tierra Rejada Road and New Los Angeles Avenue (by developer).
Tierra Rejada Road	Improvements to the north side of the street, just west of the freeway (by developer).
Traffic Signals	
Casey Road/Walnut Canyon Road	Construction of a traffic signal, funded by the City, Caltrans and the Moorpark Unified School District. [**CMP]
Peach Hill Road and Miller Parkway	Installation of a new traffic signal at this new intersection (by developer).
Tierra Rejada Road and Miller Parkway	Installation of a new traffic signal at this new intersection (by developer). [**CMP]
Commercial Entry and Miller Parkway	Installation of new traffic signal at this new intersection (by developer). This signal is to be made operational when the center is opened.
New Los Angeles Avenue & Miller Parkway	Modifications to the traffic signal at the intersection of New Los Angeles Avenue and Science Drive, to accommodate the addition of Miller Parkway as the south leg of the intersection. (by developer) [**CMP].
New Los Angeles Avenue at the Route 23 Freeway	Installation of traffic signals at the on and off-ramps to the freeway, in order to allow ingress and egress traffic to and from White Sage Road (private) [by Caltrans and the developer].
Parkways & Medians	
Spring Road Medians and Parkways	Construction of new landscaped medians and parkways (east side) from Tierra Rejada Road northerly to the Arroyo Simi Bridge (by developer).

Project Name	Description
2000	
Streets & Trails	
Spring Road Bridge	Reconstruction of the Spring Road Bridge at the Arroyo Simi, to provide sidewalks, bike lanes and a raised median.
Asphalt Overlay	The construction of an asphalt overlay and related improvements to the following streets: Talmadge Rd.; Marquette St.; Gabbert Rd. (north of Poindexter Ave.); Spring Road (north of High St.); Fitch Ave.; Minor St.; Robert St.; Harry St.; Ruth Ave.; Dorothy Ave.; Mt. Trail (east of Walnut Creek Rd.); Collins Dr.; Campus Park Dr.; Princeton Ave.; High Street; Spring Road (New L. A Ave. to Bridge); and Christian Barrett Drive.
Spring Road Rehabilitation	Rehabilitation of Spring Road between New Los Angeles Avenue and High Street. The cost of this project was reimbursed by Caltrans as required by a Highway Relinquishment Agreement.
Los Angeles Avenue Rehabilitation	Rehabilitation of Los Angeles Avenue between High Street and Princeton Avenue. The cost of this project was reimbursed by Caltrans as required by a Highway Relinquishment Agreement. Upgrades to the middle portion of this street segment are being deferred until the Los Angeles Avenue East project is constructed.
Parkways & Medians	
Freeway Landscaping	Installation of freeway landscaping from Collins Drive to a point west of Princeton Avenue (by Caltrans).
Storm Drains	
Tierra Rejada Road Inlets	Construction of additional storm drain inlets to better handle peak storm flows.
L.A. Ave. Drain	Installation of new inlets east of Spring Road to eliminate flooding.

Project Name	Description
2001	
Streets & Trails	
New Los Angeles Avenue Bridge Widening	Widening to the south side of the New Los Angeles Avenue [SR-118] bridge over the Arroyo Simi to provide six (6) lanes of traffic. [**CMP]
Los Angeles Avenue: Moorpark Avenue to Park Lane	Widening to the south side of the street to provide three (3) eastbound lanes (by Developer). [**CMP]
Los Angeles Avenue: East of Leta Yancy Rd	Construction of street widening to the south side of the street at the old Caltrans Maintenance Yard, in order to provide three (3) eastbound lanes, curb, gutter and sidewalk. [**CMP]
Traffic Signals	
Los Angeles Avenue & Tierra Rejada Road	Modifications to the striping to provide a double left-turn lane at the east leg of the intersection. [**CMP]
Parkways & Medians	
Los Angeles Avenue	Installation of median landscaping and irrigation in the new raised median on Los Angeles Avenue south of the Princeton Avenue freeway ramps.
Tierra Rejada Road	Installation of parkway landscaping on the north side of Tierra Rejada Road east and west of Southhampton Road, funded by the Zone 2 improvement assessment [AD84-2].
2002	
Streets & Trails	
Underground Utility District No. 2000-1	The undergrounding of all overheard utilities, other than high voltage electrical lines, on Los Angeles Avenue between Gabbert Road and Millard Street. Project was constructed by SCE and funded by SCE pole replacement monies and Rule 20A undergrounding accruals.
Miller Parkway/Peach Hill Road U-Turn	Construction of widening at the northeast corner to allow south-to-north U-Turn movements.

Project Name	Description
2003	
Streets & Trails	
Arroyo Trail Study	Feasibility Study and Implementation Plan for an arroyo levee trail from the westerly City limit to Madera Road in the City of Simi Valley.
Moorpark Road Realignment	City costs related to a County of Ventura Road Department Project to construct a new, realigned Moorpark Road intersecting Tierra Rejada Road at Miller Parkway.
Curb Ramp Project	Construction of curb ramps at a number of locations (mainly “T-intersections”) throughout the City.
2003 Slurry Seal Project	Application of Slurry Seal to approximately one-third of the streets in the City.
2003 AC Overlay Project	Construction of an asphalt overlay on a number of streets throughout the City.
GASB-34 Infrastructure Inventory Report	Preparation of a study to inventory, quantify, categorize and determine the value of the City’s infrastructure improvements. Depreciation rates and replacement cost estimates were also derived from that effort.
Curb / Gutter Repair Project	Replacement of damaged curb and gutter at numerous locations throughout the City.
Parkways & Medians	
Peach Hill Road Parkway	Construction of parkway landscaping on Peach Hill Road between Mesa Verde Drive and Peach Hill Park. This project was constructed by the Peach Hill HOA
Traffic Signals	
L.A. Avenue at the Marketplace Shopping Center	Installation of a new traffic signal by the developer of the shopping center.
Miller Parkway & Patriot Drive	Installation of a new traffic signal by the developer of the shopping center.

Project Name	Description
2004	
Streets & Trails	
Flinn Avenue Realignment	The realignment of Flinn Avenue to align with Second Street. The project included the widening of Spring Road north of Flinn Avenue, the construction of a raised median on Spring north of Flinn Avenue and the construction of a traffic signal at the intersection of Spring Road and Second Street.
Civic Center Driveway Modification	The widening of the driveway into City Hall.
Street Light Modification – Millard Tract	A CDBG funded project to relocate and add street lights in the neighborhood southeast of Moorpark Avenue and First Street.
Traffic Signals	
Double Left-Turn lane on Spring Rd at Tierra Rejada Rd	Construction of improvements to provide a double left-turn lane for southbound traffic.
Spring Rd and Second Street	Construction of a traffic signal at the intersection of Spring Road and Second Street / Flinn Avenue.
Parkways & Medians	
Spring Road Parkway West side	Removal of existing eucalyptus trees and the construction of new tree wells, with deep root irrigation, between Peach Hill Rd. and Christian Barrett Drive.
Tierra Rejada Rd Parkway, East side	Removal of existing trees and installation of new tree wells, with deep root irrigation, between Harvester and Courtney.
Spring Road Median	Installation of median landscaping north of Second Street.
Storm Drains	
Loraine Drain	Construction of storm drainage facilities northwest of the Spring Road Bridge (by a developer) to meet needs identified in the Master Drainage Study as the “Loraine Drain” or the “No Name Drain”.

Project Name	Description
2005	
Streets & Trails	
Grimes Canyon Road at Championship Drive	Construction of roadway improvements by a Developer. City costs related to the acquisition of needed rights-of-way were reimbursed by the Developer.
Traffic Signals	
Casey Signal Modification	The modification of the traffic signal at Casey Road and Walnut Canyon Road [State Route 23] to provide a left-turn arrow for northbound traffic [funded by developer (Pardee Homes)].
Storm Drains	
Little Hollow Sub Drain	Construction of a sub-drain to intercept subsurface water and convey same to a storm drain in an effort to prevent future damage to the asphalt pavement.
2006	
Streets & Trails	
Los Angeles Avenue Widening at Maureen Lane	Construction of roadway widening to the south side of the street, including addition pavement, curb, gutter, sidewalk and property walls, and the construction of a traffic signal at the intersection of Los Angeles Avenue and Maureen Lane. [**CMP]
Traffic Signals	
Los Angeles Avenue at Maureen Lane	Construction of a traffic signal at this intersection. [**CMP]
Parkways & Medians	
Tierra Rejada Road Medians	Construction of median landscaping on Tierra Rejada Road between Spring Road and the Route 23 freeway.

Project Name	Description
2007	
Streets & Trails	
Freeway Sign Replacement	Replacement of freeway off-ramp signs required by street name changes for New Los Angeles Avenue and Princeton Avenue.
Downtown Trail Study	The Downtown Trail Study was completed. Future implementation will be considered when and if funding sources are identified.
Spring Road Extension	Construction of the extension of Spring Road northerly from Charles Street to connect to Walnut Canyon Road.
'C' Street (Ridgecrest Drive)	Construction of the east-west local collector street (Ridgecrest Drive) along the northerly boundary of the City (Pardee Homes), from Spring Road easterly to the proposed realigned Route 23.
Spring Road Wall	Construction of a block wall and landscaping on the west side of Spring Road from Los Angeles Avenue to the railroad crossing.
Traffic Signals	
Campus Park Drive and Collins Drive	Signal and striping changes were funded and constructed by the developer of the property at the southwest corner.
Spring Road and Charles Street	New traffic signal installed by developer.
Spring Road and Elk Run Drive	New traffic signal installed by developer.
Spring Road and Ridgecrest Drive	New traffic signal installed by developer.
Spring Road and Walnut Canyon Road (SR-23)	New traffic signal installed by developer.
Traffic Controller and Operations Improvements	Construction of controller and other hardware, improvements, and/or for the upgrading of traffic signal operations through improved software, at designated intersections.

Project Name	Description
Parkways & Medians	
Los Angeles Avenue and Tierra Rejada Rd Parkways	Construction of parkway landscaping on the south side of Los Angeles Avenue from Butter Creek Road to Maureen Lane, and the construction of parkway and median landscaping on Tierra Rejada Road south of Los Angeles Avenue.
Princeton Avenue Median Modification	Modification of the median and median landscaping on Princeton Avenue at Campus Park Drive.
2008	
Streets & Trails	
Lighted Crosswalk on Moorpark Avenue at Second Street	Replacement of freeway off-ramp signs required by street name changes for New Los Angeles Avenue and Princeton Avenue.
Asphalt Overlay Projects	Construction of an asphalt overlay, and related work, along the entire length of Tierra Rejada Road and on Second Street.
Slurry/ARAM Project	Pavement rehabilitation of various City streets completed in FY 08/09.
Traffic Signals	
Traffic Signal Interconnect: Los Angeles Avenue	Construction of a hardwire traffic signal interconnect system to allow for the coordination of all of the traffic signals along the Los Angeles Avenue corridor (SR-118).
Traffic Signal Interconnect: Tierra Rejada Road	Construction of a hardwire traffic signal interconnect system to allow for the coordination of all of the traffic signals along Tierra Rejada Road between Countrywood Drive and the Route 23 freeway.
2009	
Streets & Trails	
Moorpark Road DualLeft Turn Lanes	Perform intersection modifications to provide dual left turn lanes on Moorpark Road to Tierra Rejada Road.
Lassen Avenue Bikeway/Walkway	Construction of a Bikeway/Walkway path extending westerly from Moorpark Avenue near Third Street, within the Lassen Avenue street right-of-way.

Project Name	Description
High Street Rehabilitation	Widening and extension of High Street west of Moorpark Avenue and construction of Post Office parking lot.
Parkways & Medians Tierra Rejada Road Medians	Construction of median landscaping on Tierra Rejada Road between Brennan Road and the Route 23 freeway.
Storm Drains	
Walnut Canyon Drain Improvement	Replacement of open channel drain with covered reinforced concrete pipe from the west end of the High Street extension to approximately 350 feet north of High Street
2010	
Streets & Trails	
Mountain Trail Street/ Spring Road Pavement Rehabilitation	Pavement rehabilitation and construction of a landscaped median in Mountain Trail Street from Tierra Rejada Road to Country Hill Road, and pavement rehabilitation on Spring Road from Peach Hill Road to a point approximately 2000 feet to the south.
Julliard Avenue and Reedley Street Overlay	Asphalt overlay of Julliard Avenue from Campus Park Drive to Loyola Street and Reedley Street from Julliard Avenue west to the end due to damage caused by a ruptured waterline.
Parkways & Medians	
City Entry Signs	Installation of City Entry Signs on Princeton Avenue on each side of the 118 Freeway; and on Tierra Rejada west of the 23 Freeway.
Mountain Trail Street/ Spring Road Pavement Rehabilitation	Construction of a landscaped median in Mountain Trail Street from Tierra Rejada Road to Country Hill Road.

Project Name	Description
2011	
Streets & Trails	
Metrolink Security Wall & Camera System	Extension of the security wall along the Metrolink south parking lot property line. Metrolink security camera system completed in FY 07/08.
Traffic Signal	
Collins Drive and University Drive	Construction of a traffic signal at the intersection of Collins Drive and University Drive.
Los Angeles Avenue and Tierra Rejada Drive	Modification of the traffic signal to provide protected phases (Left Green Arrows) for the north and south legs of the intersection, as well as a right green arrow for northbound Tierra Rejada Road [**CMP]
2012	
Streets & Trails	
Alderbrook Street Asphalt Overlay	Asphalt overlay on Alderbrook Street from Honeybrook Court to River grove Court and on Walnut Creek Road from Tierra Rejada to Misty Grove Street.
2012 Pavement Rehabilitation	ARAM and slurry seal of various City Streets.
2012 Sidewalk Reconstruction	Replacement of sidewalks, curbs, and gutter at various locations.
Spring Road Overlay	Asphalt overlay on northbound Spring Road from Flinn Avenue to the railroad crossing.
Storm Drains	
Spring Road Storm Drain	Installation of a catch basin on northbound Spring Road at the Police Services Center driveway with a connection to the existing storm drain on the west side of Spring Road. The project included a storm drain connection to the Ruben Castro Human Services Center site.

Project Name	Description
2013	
Streets & Trails	
SR- 23 FWY Sound wall at Tierra Rejada	Construction of freeway sound walls adjacent to the homes on Crab Apple Court at the eastern boundary of Tract 4975 (Toscana at Serenata) within the Carlsberg Specific Plan area, bordering the west side of the SR-23 Freeway
2013 Pavement Markings	Replacement of faded pavement striping, arrows and legend at various locations.
2014	
Streets & Trails	
Railroad crossing at Spring Road	Street widening and at-grade rail crossing improvements including a center median, four vehicle crossing gates, pedestrian crossing gates, concrete sidewalk, dedicated northbound right turn lane and bike lanes in both directions.
Campus Canyon Drive Crosswalk	Relocation of the crosswalk on Campus Canyon Drive at Monroe Avenue and Construction of new curb ramps.
2015	
Streets & Trails	
2015 Pavement Rehabilitation	ARAM, slurry seal, and crack-fill of various City Streets.
2016	
Streets	
Los Angeles Avenue Widening at Shasta Avenue	Widen south side of Los Angeles Avenue at Shasta Avenue. This project added a third eastbound lane, constructed sidewalk, temporary storm drains, and provided structural protection to Calleguas MWD transmission pipeline.

Project Name	Description
Moorpark Avenue Left-Turn Lane	SCRRA's sealed corridor work widened Moorpark Avenue between Poindexter Avenue and High Street. The crossing received channelizing median and sidewalks, additional safety devices and gates, and improved signal at High Street.
2018	
Streets	
Asphalt Overlay of Spring Road, Princeton Avenue, Poindexter Avenue, Gabbert Road	Asphalt overlay and curb ramp replacements.
2019	
Streets	
Campus Canyon-University Drive Slurry Seal Project	Slurry seal pavement rehabilitation project.
2020	
Streets	
Metrolink South Parking Lot South Entry	Construction of a second entrance connecting the South Parking Lot to First Street. Also included widening of existing parking lot driveway.
2021	
Streets	
Downtown Area Slurry Seal	Pavement rehabilitation on Dorothy, Ruth, Sarah, Susan, Roberts, Ester, Shasta, Sierra, Diablo, Palomar, Whitney, Lassen and Everest Avenues; Second, Millard, and Harry Streets; and Lassen Court.
Streetlight Acquisition and Retrofit	Acquisition of Southern California Edison Streetlight System and retrofit to LED. (Joint effort between Parks, Recreation and Community Services and Public Works).

Project Name	Description
2022	
Streets	
Downtown Sidewalk Rehabilitation	Sidewalk rehabilitation within the boundaries of Redevelopment Area. The scope of work and improvements include sidewalk repair, replacement, curb cuts, access ramps, and street transitions.
2023	
Streets	
Metrolink North Parking Lot Expansion	Convert vacant lot (approximately 150' wide x 120' long) west of Metrolink North Parking Lot into a formal parking lot, adding an estimated 35-40 parking stalls. The project also includes reconstructing the existing North Parking Lot (owned by VCTC).

Parks, Recreation & Community Services
Completed Projects

Parks, Recreation & Community Services
Completed Projects; Sorted by Location

Project Name/Item Description	Date (Mo/Yr)
FACILITIES	
Active Adult Center	
Center Expansion	3/2000
Kitchen Air Conditioning	9/2000
Automatic Sliding Door	9/2000
Kitchen Renovation (Sinks/Oven)	6/2015
Arroyo Vista Recreation Center	
Gymnasium Construction	1/1993
Recreation Center Building Construction	1/1993
Retaining Wall, Recreation Center	1/1993
Scoreboard (2) for Gym	1/1993
Lights, 13 Steel Outdoor	1/1999
LED Scoreboard (2) for Gym	8/2003
Video Monitoring System	9/2004
Theater System	1/2007
Recreation Center Building Expansion	8/2008
Sound System and Sychronizer	11/2011
Basketball Backboards for Gym	9/2014
Scoreboard (2), Shot Timer, Receivers for Gym	9/2014
Telescopic Bleachers for Gym	1/2015
HVAC and Gas Line Replacement	12/2022
City Hall	
City Hall Building Construction	1/1988
Generator, Backup	1/1990
Generator, Emergency	7/2000
Telephone System, Cable, and Consultant	7/2001
Computer Room Fire System	4/2005

Project Name/Item Description	Date (Mo/Yr)
City Hall Audio System	8/2005
Heat Pump Condensing Unit #1, #2, & #3	3/2011
Modular Building - Annex	1/1992
Analyzer, Mercury Vapor Annex	1/2002
Dosimeter, Personal Alarm Annex	4/2002
Annex Improvements	1/2007
Modular Building - Break Room/File Room	9/2010
Modular Building - Development Services	9/2010
Fire Sprinkler System Development Services Modular	6/2012
ADA Improvements	2013
Community Center	
Community Center Building Construction	1/1981*
Flagpole	1/1981*
Lights, 7 Steel Outdoor	1/1981*
Patio Wall, Block W/Stucco	1/1981*
Paving, Asphalt	1/1981*
Land, Civic Center	5/1984
Kitchen Improvements	1/1988
A/V Improvements	1/1988
A/V Improvements	1/1995
A/V Improvements	1998-2001
Roof Repair/Construction	2/2000
Video Monitor, Motion Media, Camera/Audio Systems	4/2002
Broadcasting System & Video System Refurbishment	6/2002
Pioneer Dual DVD Recorders (2)	9/2003
Water Heater	2/2005
A/V Improvements	2005
Lighting System	1/2006
Speakers, Rack And Mount	1/2006
Projector System & Install	10/2007
CC Video Control Room Upgrade	6/2008

Project Name/Item Description	Date (Mo/Yr)
Heat/Vent AC #1, 2, 3, 4, 8, 9, & 10	8/2010
A/V Improvements	2010-2015
Camera, Video HD (4) & Remote Camera Controller	2/2015
Parking Lot Improvements	12/2015
High Street Arts Center Complex	
Building & Land Purchase	7/2005
Sound System & Projector	4/2007
Property Acquisition (33 High Street)	12/2007
Moving Lights (4)	7/2011
Audio Wireless Personal Monitor	4/2012
Property Acquisition (61 High Street)	1/2016
Library	
Land, Access Road & Parking Lot	5/1984
Land, Building	12/2006
Media Drop	1/2011
Police Service Center	
Land, Police Service Center	4/2001
Police Service Center Construction	6/2006
Security, Video System	6/2006
Surveillance, Video System	6/2006
Fire Protection System Fm200	12/2010
Lighting Upgrades	5/2014
Parking Lot Paving	2/2016
Public Art Installation: Thin Blue Line Sculpture	10/2018
Post Office	
Land Parcel	8/1993
Land Post Office Downtown Parking Lot	1/2011
Post Office Parking Lot Improvements	1/2011
Public Service Facility	
Land, MPSF	2/2002

Project Name/Item Description	Date (Mo/Yr)
Public Services Facility Construction	4/2007
Fence, Chain Link	7/2004
Iron Fence Install & Gate Keypad	2/2008
Ice Maker, Cube-Style	2/2013
Card Reader Entry System	11/2015
Ruben Castro Human Services Center	
Land - 2 Acre Parcel Map 5426	6/2003
Land, Parking Lot	5/2010
Public Art: We Are One Family	4/2012
Concrete Footing for Art	7/2013
Building B Construction	7/2013
Emergency Generator, Engine & Alternator	7/2013
Heat/Vent AC Units (14 Total)	7/2013
Irrigation Controller	7/2013
Pre-Fab Sunshade for Building B	8/2014
Courtyard Gate Replacement	11/2016
Tierra Rejada Road/Mountain Trail Street Intersection	
911 Memorial Sculpture/Fountain	3/2002

LANDSCAPE MAINTENANCE DISTRICTS AND GENERAL LANDSCAPING

Spring Road / Ridgecrest Drive Streetscape Revitalization	10/2018
Championship Drive Landscape Renovation	9/2019
Tierra Rejada Road Streetscape Revitalization	12/2019
Central Irrigation System	6/2021

PARKS

Arroyo Vista Community Park	
Land, Access Road	7/1983
Land, Park Site	5/1984
Land, Park Site	1/1988

Project Name/Item Description	Date (Mo/Yr)
Land, Access Road	9/1992
Phase I Construction	1/1993
Land, Access Road	5/1996
Football Field Goal Post (2 Total)	9/1997
Multi-Purpose Court w/Fence	1/1999
Patio And Pathways Paving, Concrete	1/1999
Tennis Court Construction	12/1999
Tennis Court Sport Wall	4/2000
Conceptual Design Phase II	11/2000
Pool CAD Mapping, Topo Survey, Geotechnical	12/2000
Restroom Building (East) Design & Construction	6/2001
Soccer Goals (4 Total)	8/2001
Drinking Fountain Galvanized	11/2002
Football Field Fence	9/2003
Park Entry Guardrail	6/2004
Phase II Expansion Construction	11/2004
Pump, Submersible Well #1	10/2008
Playground Structures and Swings	7/2010
Irrigation Control Panel System Wells #1 & 3	6/2014
Pump, Sewage Submersible #1 & #2	6/2014
Vfd Sewer Control Panel	6/2014
Public Art: Lithomosaics And Bronze Toad	11/2014
Parking Lot Improvements	12/2015
Slope Retaining Wall	2/2017
Recreational Trail	6/2017
Parking Lot Improvements	6/2017
Lighting Improvements	6/2017
Multi-Use Court Improvements	8/2017
Access Road Improvements	12/2017
Electric Vehicle Chargers (Lot B)	10/2022

Project Name/Item Description	Date (Mo/Yr)
Buffer Zone	
Land, Home Acres Buffer Zone	4/1994
Turf Replacement	1/2016
Buttercreek Park	
Land, Park Site At Daisy/Peppermill Street	5/1984
Land, Park Site at Peppermill Street	5/1984
Campus Canyon Park	
Land, Park Site	10/1986
Retaining Wall, Block	4/1990
Softball Field Backstop	1/1994
Drinking Fountains	1/1994
Fence, Ball Field	1/1994
Fence, Steel Bar & Block	1/1994
Lights, 5 Steel Outdoor	1/1994
Paving, Concrete Group	1/1994
Picnic Pavilion	1/1994
Sand Pit for Playground	1/1994
Restroom	1/1994
Retaining Wall, Block/Stucco	1/1994
Fence, Replace Wrought Iron	2/2000
Playground Equipment	9/2000
Surface, Playground	10/2000
Drinking Fountain Galvanized	3/2003
5' Black Iron Fence	11/2008
Playground Equipment Replacement	2/2020
ADA Access Improvements	2/2020
Campus Park	
Land, Park Site	5/1984
Land, Park Site	10/1987
Drinking Fountain	1/1988

Project Name/Item Description	Date (Mo/Yr)
Fence, Rear Perimeter	1/1988
Lights, 5 Steel Outdoor	1/1988
Paving, Pavilion And Basketball Court	1/1988
Picnic Pavilion	1/1988
Sand Pit for Playground	1/1988
Restroom Building	1/1988
Playground Equipment	7/2001
Park Monument Sign (Concrete)	4/2003
Park Tables & Benches	4/2008
Lighting Upgrades	5/2014
Swing Structure Replacement	4/2020
College View Park	
Land, Park Site	5/1984
Drinking Fountains	1/1990
Fence, Chain Link	1/1990
Lights, 11 Steel Outdoor	1/1990
Paving, Concrete	1/1990
Picnic Pavilion	1/1990
Sand And Woodchip Pits for Playground	1/1990
Playground Structure	1/1990
Restroom Building	1/1990
Sign, Park	1/1990
Table, Picnic W/Benches (13 Total)	1/1990
Playground Equipment	8/1999
College View Park Monument	7/2003
Park Tables & Benches	7/2007
Security Lights (6) Install	6/2008
Basketball Court Lights	9/2009
Playground Equipment & Installation	6/2010
Dog Park Addition	9/2010
Bench, Concrete	6/2015

Project Name/Item Description	Date (Mo/Yr)
Community Center Park	
Perimeter Fence, Steel	1/1981*
Drinking Fountain	1/1988
Sand Pit For Playground	1/1998
Playground Structure & Swings	1/1998
Table, Picnic, w/ Benches (7)	1/1998
Drinking Fountain Galvanized	11/2002
Playground Structure	12/2002
Parking Lot Improvement	12/2015
Country Trail Park	
Land, Park Site	11/1995
Drinking Fountain	1/1997
Fence, Steel Bar & Stone	1/1997
Lights, 6 Steel Outdoor	1/1997
Paving, Asphalt	1/1997
Paving, Concrete	1/1997
Sand Pits For Playground	1/1997
Playground Structures (2), Equipment & Swings	1/1997
Sign, Park Concrete	1/1997
Table, Picnic W/Benches	1/1997
Playground Fence, Wrought Iron	5/2001
Irrigation Controller	8/2012
Playground Structure Repairs	9/2012
Concrete Park Benches (8) & Picnic Tables (8)	7/2013
Parking Lot Improvements	12/2015
Playground Equipment Replacement	10/2019
Sand Play Area Installation	10/2019
ADA Access Improvements	10/2019
Glenwood Park	
Land, Park Site	5/1984

Project Name/Item Description	Date (Mo/Yr)
Basketball Court & Pathways Paving	1/1994
Drinking Fountain	1/1994
Lights, 5 Steel Outdoor	1/1994
Perimeter Fence, Chain Link	1/1994
Picnic Pavilion	1/1994
Sand Pits For Playground (3 Total)	1/1994
Playground Structures (2) & Swings	1/1994
Sign, Park Concrete	1/1994
Picnic Tables With Benches (6 Total)	1/1994
Playground Structure	6/2006
Concrete Park Tables	1/2009
Restroom Building	3/2011
Swing - 4 Seat	11/2013
Table, Picnic Concrete (2 Total)	6/2015
Playground Structure Replacement (Age 2-5)	3/2020
ADA Access Improvements	3/2020
Landscaped Parkway	
Waterscape - Tierra Rejada at Mountain Trail	2/2002
Signs Steeple Hill Entry	5/2003
Irrigation Controllers (38 Total)	8/2011
Irrigation Controller	4/2014
Spring Road/Ridgecrest Drive Landscape Renovation	10/2018
Magnolia Park	
Land, Park Site	6/2003
Land, Park Site	10/2003
Fence, Wrought Iron	10/2007
Park Benches and Tables	10/2007
Park Construction	10/2007
Playground Equipment & Swings	10/2007

Project Name/Item Description	Date (Mo/Yr)
Mammoth Highlands Park	
Land, Park Site	12/2005
Mammoth Art Bone Sculptures	7/2009
Park Construction	7/2009
Irrigation Controllers	8/2011
Playground Equipment Replacement (Climber/Spinner)	1/2020
Miller Park	
Land, Park Site	6/2000
Land, Park Site	6/2000
Backstop	9/2000
Ball Field Bleacher, Aluminum	9/2000
Ball Field Fence, Chain Link	9/2000
Basketball Court Paving	9/2000
Drinking Fountain	9/2000
Lights, 14 Steel Outdoor	9/2000
Pavilion/Playground Fence, Steel	9/2000
Sand Pit For Playground	9/2000
Playground Structures (2) And Equipment	9/2000
Sign, Park W/Lights	9/2000
Soccer Goal	9/2000
Picnic Tables (17 Total)	9/2000
Tennis Court Fence, Chain Link	9/2000
Tennis Court With Lights	9/2000
Tennis Screen	9/2000
Picnic Pavilion	10/2000
Restroom Building	10/2000
Swing Sets	6/2008
Basketball Court Lights	9/2009
Install Concrete Fixtures (Replace Metal)	4/2012
Parking Lot Improvements	12/2015
Playground Equipment Replacement	3/2020

Project Name/Item Description	Date (Mo/Yr)
Sand Play Area Installation	3/2020
ADA Access Improvements	3/2020
Monte Vista Nature Park	
Land, Park Site	2/1990
Drinking Fountain	1/1990
Paving, Asphalt	1/1990
Picnic Table With Benches (2 Total)	1/1990
Parking Lot Improvements	12/2015
Mountain Meadows Park	
Land, Park Site	3/1987
Backstops (2 Total)	1/1992
Ball Field Fence, Chain Link	1/1992
Bleacher, Aluminum	1/1992
Drinking Fountains (3 Total)	1/1992
Lights, 6 Steel Outdoor	1/1992
Paving, Asphalt	1/1992
Paving, Concrete	1/1992
Perimeter Fence, Chain Link	1/1992
Picnic Pavilion	1/1992
Playground Structures (2) & Swings	1/1992
Restroom Building	1/1992
Sign, Park	1/1992
Picnic Tables With Benches (12 Total)	1/1992
Park Monument Sign (Concrete)	3/2003
Playground Structure	6/2006
Park Tables & Benches	4/2008
Basketball Court Lights	9/2009
Ball Wall	5/2019
Ball Field Fence	1/2023

Project Name/Item Description	Date (Mo/Yr)
Open Space	
Open Space Land: Tierra Rejada Road	2/2011
North-East Open Space Property Purchase	9/2018
Peach Hill Park	
Land, Park Site	5/1984
Backstop	1/1992
Ball Field Fence, Chain Link	1/1992
Ball Field Lights, 6 Steel Outdoor	1/1992
Basketball Court & Pathway Paving, Concrete	1/1992
Bleacher, Aluminum (2 Total)	1/1992
Lights 14 Steel Outdoor	1/1992
Parking Lot Paving, Asphalt	1/1992
Picnic Pavilion	1/1992
Sand/Wood Chip Pit For Playground	1/1992
Playground Fence, Wood Rail	1/1992
Restroom Building	1/1992
Picnic Tables With Benches (13 Total)	1/1992
Drinking Fountain	9/2000
Playground Structure & Swings	9/2000
Picnic Tables and Benches	8/2007
Playground Equipment & Installation	6/2010
Irrigation Controllers	8/2011
Playground Structure	2/2013
Parking Lot Improvement	12/2015
Softball Bleachers	6/2017
Sand Play Area Installation	4/2020
Poindexter Park	
Land, Park Site	12/1996
Backstops	1/1996
Bleacher, Aluminum (4 Total)	1/1996

Project Name/Item Description	Date (Mo/Yr)
Fence, Ball Field & Pavilion, Chain Link	1/1996
Fence, Brick/Steel Bar (between Park & Shops)	1/1996
Fence, Perimeter	1/1996
Drinking Fountain	1/1996
Flagpole	1/1996
Gazebos (2)	1/1996
Lights, 32 Steel Outdoor	1/1996
Parking Lot Lights, 8 Steel Outdoor	1/1996
Pavilion Paving, Concrete	1/1996
Paving, Asphalt	1/1996
Picnic Pavilion	1/1996
Restroom Building	1/1996
Sign, Park Concrete/Stone with Lights	1/1996
Gazebo, Metal 8' Sides (2)	2/2002
Land, Park Site (For Expansion)	2/2004
Table, Picnic W/Benches	3/2006
Skate Park	12/2009
Lighting Upgrades (Led)	5/2014
Playground Equipment & Structures	4/2015
Parking Lot Improvements	12/2015
Drainage Improvements	4/2017
Tierra Rejada Park	
Land, Park Site	1/1992
Basketball And Tennis Court Paving, Concrete	1/1995
Paving, Asphalt	1/1995
Drinking Fountains (3 Total)	1/1995
Lights, 8 Steel Outdoor	1/1995
Perimeter Fence, Steel Bar & Stone	1/1995
Picnic Pavilion	1/1995
Sand Pits For Playground	1/1995
Restroom Building	1/1995

Project Name/Item Description	Date (Mo/Yr)
Picnic Tables With Benches (9 Total)	1/1995
Tennis Courts	1/1995
Sign, Park	1/1995
Screen, Tennis Court	4/2001
Interior Fence, Wrought Iron	6/2001
Playground Fence (Replacement)	9/2001
Park Monument Signs (Concrete)	3/2003
Bocce Ball Court	3/2003
Storage Box	6/2004
Playground Structure And Equipment	6/2007
Park Tables & Benches	8/2007
Park Benches Concrete (11 Total)	7/2013
Bench, Cedar	10/2014
Park Bench, Concrete	2/2015
Pickleball Court	8/2017
Playground Equipment Replacement (Climbers)	9/2019
Veterans Memorial Park	
Land, Park Site	4/2001
Veterans Memorial Park Construction	5/2009
Villa Campesina Park	
Land, Park Site	8/1998
Lights, 8 Steel Outdoor	9/1996
Fence, Chain Link	9/1998
Drinking Fountain	4/2002
Park Monument Sign (Concrete)	4/2003
Playground Structure	4/2004
Playground Surfacing & Base	6/2004
Basketball Court Equipment	06/2004
Basketball Court Paving	06/2004
Grading, Trenching	06/2004
Sidewalk, Entry, & Steel Bollards	06/2004

Project Name/Item Description	Date (Mo/Yr)
Virginia Colony Park	
Land, Park Site	1/1996
Drinking Fountain	1/1988
Sand/Wood Chip Pit For Playground	1/1988
Playground Structure	1/1988
Sign, Park	1/1988
Fence, Chain Link	9/1993
Drinking Fountain Galvanized	11/2002
Playground Structure	6/2006
Walnut Acres Park	
Land,161 Second Street	2/2011
Park Construction	10/2015

* Information on file for projects completed prior to city incorporation.

Appendices

Fiscal Year 2023/24

Budget Staff Reports and Resolutions

Item: 9.B.

MOORPARK CITY COUNCIL
AGENDA REPORT

TO: **Honorable City Council**

FROM: **Troy Brown, City Manager**
BY: **Yolanda Cunning, Finance/Administrative Services Director & City Treasurer**

DATE: **06/21/2023 Regular Meeting**

SUBJECT: **Consider City Manager's Recommendation for Adoption of Resolution Approving Operating and Capital Improvement Budget for Fiscal Year (FY) 2023/24; and Consider Resolution Approving the Five-Year Capital Improvement Program for FY 2023/24 – 2027/28**

SUMMARY/BACKGROUND

On May 12, 2023, the City Manager transmitted to City Council the recommended Operating and Capital Improvement Budget (Budget) for Fiscal Year (FY) 2023/24. The City Council held a public meeting (budget workshop) to review and discuss the Budget on May 24, 2023. At that meeting, staff presented to the City Council summary level narratives and analysis of the key elements of the Budget.

The Budget is structurally balanced for operations and only uses reserves for one-time expenditures and capital projects, per City Council Financial Policies. The General Fund is projected to generate a surplus of $302,718 for FY 2023/24.

In addition, on April 25, 2023, the City's Planning Commission reviewed and approved the Five-Year Capital Improvement Program for FY 2023/24 – 2027/28 (CIP Program). The CIP Program is incorporated into the Budget document and is also presented as an action item for adoption.

A summary of the operating budget is provided on the following page.

FY 2023/24 Operating and Capital Budget	General Fund	Special Revenue Funds	Capital Funds	City Totals	Fiduciary Funds	TOTAL
Revenues	$22,664,731	$37,524,478	$720,943	$60,910,152	$1,531,523	$62,441,675
Transfers From		$2,900,085		$2,900,085	$1,522,823	$4,422,908
Subtotal Revenues	$22,664,731	$40,424,563	$720,943	$63,810,237	$3,054,346	$66,864,583
Expenditures	($19,577,409)	($38,065,833)	($8,392,435)	($66,035,677)	($1,531,523)	($67,567,200)
Transfers To	($2,784,604)	($115,481)		($2,900,085)	($1,522,823)	($4,422,908)
Subtotal Expenditures	($22,362,013)	($38,181,314)	($8,392,435)	($68,935,762)	($3,054,346)	($71,990,108)
Net Surplus / (Deficit)	**$302,718**	**$2,243,249**	**($7,671,492)**	**($5,125,525)**	**$0**	**($5,125,525)**
Fund Balance, 7/1/22	$1,724,452	$70,828,224	$36,349,428	$108,902,104	($1,998,698)	$106,903,406
Fund Balance, 6/30/23	$2,947,501	$70,092,971	$35,514,851	$108,555,323	($2,023,210)	$106,532,113

The purpose of this Staff Report is to provide City Council with a summary overview of the Budget process and final appropriations for adoption. The City maintains an annual budgeting process and adopts an Operating and Capital Improvement (CIP) Budget for each fiscal year. The City's fiscal year begins July 1 and ends June 30. The budget process begins in January of each year, and involves strategic planning, input, and coordination among all departments. The proposed Budget for adoption is posted on the City's website.

Total FY 2023/24 revenues are projected at $66,864,582 versus total planned expenditures of $71,990,107. This will result in a one-year decline in total City fund balance of $5,125,525. This is due to the significant investment in City capital improvement projects; on a recurring operational basis, the City's Budget is balanced. These figures include the City's Fiduciary Fund activities relating to the Successor Agency to the Redevelopment Agency (SARA) and the Moorpark Watershed, Parks, Recreation and Conservation Authority (MWPRCA). While these funds are included in the Budget appropriations, these funds are held separate and apart from the City of Moorpark.

The elevated level of projected expenditures reflects the City's significant infrastructure investments planned for FY 2023/24. These include the widening of Princeton and Los Angeles Avenues, High Street improvements, and funding for the new City Library and the inclusive Tierra Rejada Park playground.

FISCAL IMPACT

The proposed FY 2023/24 Budget for adoption provides appropriation authority in all funds. The Budget anticipates $66,864,582 in total revenue and $71,990,107 in total expenditures. Excluding Fiduciary Funds, revenues and expenditures for the City's account are $60,910,152 and $66,035,677, respectively. Total General Fund operational costs, including internal transfers of $2,784,604 are planned at $22,362,013. These costs are expected to be fully covered by operating revenues of $22,664,731, creating a balanced budget.

COUNCIL GOAL COMPLIANCE

The proposed Budget for adoption continues the City's commitment to funding and achieving City Council's primary goals and objectives. Significant funding throughout the Budget is directed towards the four primary goals City Council has previously outlined.

STAFF RECOMMENDATION (ROLL CALL VOTE REQUIRED)

1. Adopt Resolution No. 2023-____, approving the Operating and Capital Improvement Budget for the FY 2023/24; and

2. Adopt Resolution No. 2023-____, approving the Five-Year Capital Improvement Program for FY 2023/24 – 2027/28.

Attachment 1: Draft Resolution No. 2023-_____ approving the Operating and Capital Improvement Budget for the FY 2023/24
Attachment 2: Draft Resolution No. 2023-_____ approving the Five-Year Capital Improvement Program for FY 2023/24 – 2027/28

RESOLUTION NO. 2023-4184

A RESOLUTION OF THE CITY COUNCIL OF THE CITY OF MOORPARK, CALIFORNIA, ADOPTING THE OPERATING AND CAPITAL IMPROVEMENT BUDGET FOR THE CITY OF MOORPARK FOR THE FISCAL YEAR 2023/24

WHEREAS, on May 12, 2023, the City Manager's Proposed Operating and Capital Improvement Budget for Fiscal Year 2023/24 was submitted to the City Council for its review and consideration; and

WHEREAS, the City Council has provided the opportunity for public comment at a public meeting held on May 24, 2023, and conducted detailed review of expenditure proposals; and

WHEREAS, as the result of the reviews and analysis, expenditure proposals and revenue projections have been modified as needed.

NOW, THEREFORE, THE CITY COUNCIL OF THE CITY OF MOORPARK DOES HEREBY RESOLVE AS FOLLOWS:

SECTION 1. The Operating and Capital Improvement Budget for Fiscal Year 2023/24 (beginning July 1, 2023) for the City of Moorpark containing operating and capital expenditures and anticipated revenues is attached and incorporated herein, shall be adopted as the City of Moorpark's Operating and Capital Improvement Budget for Fiscal Year 2023/24.

SECTION 2. The City Manager is authorized to amend the Capital Improvement Budget for Fiscal Year 2023/24 at the conclusion of Fiscal Year 2022/23 when a final accounting of project costs during the Fiscal Year 2022/23 is completed and continuing appropriations are determined if the total project appropriation authorized by the City Council is not exceeded.

SECTION 3. The City Manager is authorized to approve appropriation transfers within departments and within individual funds as required to provide efficient and economical services, if the total department appropriation and fund appropriation authorized by the City Council is not exceeded.

SECTION 4. Except as otherwise provided in this resolution, amendments to the appropriations in Fiscal Year 2023/24 Operating and Capital Improvement Budget shall require Council action by resolution.

SECTION 5. The City Manager is authorized to make such emergency appropriations as may be necessary to address emergency needs of the city, provided that the appropriation is presented to the City Council at its next regular meeting for ratification.

SECTION 6. The budget approval is being done for City internal governance purposes and the approval of the Recognized Obligation Payment Schedule (ROPS) by the Oversight Board, and the State of California Department of Finance's (DOF) allowance of costs in the ROPS defined the parameters of the Successor Agency administrative and operating budget for the period of the ROPS. The Successor Agency understands that the annual budget may be modified should the ROPS be amended.

SECTION 7. The City Clerk shall certify to the adoption of this resolution and shall cause a certified resolution to be filed in the book of original resolutions.

PASSED AND ADOPTED this 21st day of June 2023.

Chris R. Enegren, Mayor

ATTEST:

Ky Spangler, City Clerk

Attachment: City Manager's Operating and Capital Improvement Budget FY 2023/24

Attachment:

City Manager's Operating and Capital Improvement Budget FY 2023/24

The City Manager's Operating and Capital Improvement Budget for the City of Moorpark for Fiscal Year 2023/24 is
On File with the City Clerk

STATE OF CALIFORNIA)
COUNTY OF VENTURA) ss.
CITY OF MOORPARK)

I, Ky Spangler, City Clerk of the City of Moorpark, California, do hereby certify under penalty of perjury that the foregoing Resolution No. 2023-4184 was adopted by the City Council of the City of Moorpark at a regular meeting held on the 21st day of June, 2023, and that the same was adopted by the following vote:

AYES: Councilmembers Castro, Delgado, Groff, Means and Mayor Enegren
NOES: None
ABSENT: None
ABSTAIN: None

WITNESS my hand and the official seal of said City this 22nd day of June, 2023.

Ky Spangler

Ky Spangler, City Clerk
(seal)

RESOLUTION NO. 2023-4185

A RESOLUTION OF THE CITY COUNCIL OF THE CITY OF MOORPARK, CALIFORNIA, APPROVING THE FIVE-YEAR CAPITAL IMPROVEMENT PROGRAM FOR FISCAL YEAR (FY) 2023/24 – 2027/28

WHEREAS, a proposed Capital Improvement Program (CIP) for FY 2023/24 – 2027/28 has been presented to City Council; and

WHEREAS, the CIP is a planning and programming tool to identify the City's capital projects planned over the next five years related to Public Works, Parks, Recreation and Community Services, and their funding sources; and

WHEREAS, pursuant to California Government Code Section 65401, on April 25, 2023, the Moorpark Planning Commission found the CIP to be in conformance with the Moorpark General Plan, except for the Moorpark Avenue Widening project which includes a second southbound lane from Casey Road to Third Street that is not identified in the General Plan Circulation Element; and

WHEREAS, pursuant to California Government Code Section 65402, on April25, 2023, the Moorpark Planning Commission also found the planned acquisition of street right-of-way for certain specified projects described in the CIP to be in conformance with the Moorpark General Plan, except for the Moorpark Avenue Widening project which includes a second southbound lane from Casey Road to Third Street that is not identified in the General Plan Circulation Element.

NOW, THEREFORE, THE CITY COUNCIL OF THE CITY OF MOORPARK DOES HEREBY RESOLVE AS FOLLOWS:

SECTION 1. The April 25, 2023, finding of the Moorpark Planning Commission that the Five-Year CIP is in conformance with the Moorpark General Plan, with the exception of the Moorpark Avenue Widening project, pursuant to California Government Code Section 65401, is adopted.

SECTION 2. The April 25, 2023, finding of the Moorpark Planning Commission that the planned acquisition of street right-of-way for certain specified projects described in the CIP is in conformance with the Moorpark General Plan, except for the Moorpark Avenue Widening project, pursuant to California Government Code Section 65402, is adopted.

SECTION 3. The Five-Year Capital Improvement Program for FY 2023/24 – FY 2027/28, which is incorporated into and a part of the City Manager's Operating and Capital Improvement Budget FY 2023/24, is approved.

SECTION 4. The City Clerk shall certify to the adoption of this resolution and shall cause a certified resolution to be filed in the book of original resolutions.

PASSED AND ADOPTED this 21st day of June 2023.

Chris R. Enegren, Mayor

ATTEST:

Ky Spangler, City Clerk

Attachment:

City Manager's Operating and Capital Improvement Budget FY 2023/24
and Capital Improvement Program for Fiscal Years 2023/24 – 2027/28

The City Manager's Operating and Capital Improvement Budget
for the City of Moorpark for Fiscal Year 2023/24 and
Capital Improvement Program for Fiscal Years 2023/24 – 2027/28 are
On File with the City Clerk

STATE OF CALIFORNIA)
COUNTY OF VENTURA) ss.
CITY OF MOORPARK)

I, Ky Spangler, City Clerk of the City of Moorpark, California, do hereby certify under penalty of perjury that the foregoing Resolution No. 2023-4185 was adopted by the City Council of the City of Moorpark at a regular meeting held on the 21st day of June, 2023, and that the same was adopted by the following vote:

AYES: Councilmembers Castro, Delgado, Groff, Means and Mayor Enegren
NOES: None
ABSENT: None
ABSTAIN: None

WITNESS my hand and the official seal of said City this 22nd day of June, 2023.

Ky Spangler, City Clerk
(seal)

Item: 10.C.

MOORPARK CITY COUNCIL
AGENDA REPORT

TO: **Honorable City Council**

FROM: **Yolanda Cunning, Finance/Administrative Services Director & City Treasurer**

DATE: **06/21/2023 Regular Meeting**

SUBJECT: **Consider Resolution Establishing the Appropriation Limitation for Fiscal Year 2023/24 for the City of Moorpark at $49,091,379**

BACKGROUND

The Gann Spending Limitation Initiative (Proposition 4) was approved by the voters of California on the November 1979 special ballot election. This Proposition created Article XIII B of the State Constitution, which sets forth the calculation of State and local jurisdictions' annual appropriations limit on monies that can be spent from tax revenues. Each year, the governing body of the local agency must establish the appropriations limit, by resolution, before the beginning of the following fiscal year. The goal of Proposition 4 was to keep State and local government spending capped at 1978-79 levels, adjusted for changes in population and inflation. Under Proposition 4, if a city ends the fiscal year having exceeded its appropriation limit (aka Gann limit), it must return the excess to taxpayers within two years.

Initially, the appropriations limit was adjusted annually by: (1) the population change of each local agency in the preceding year (the population factor) and (2) the lesser of the Consumer Price Index (CPI) or the change in California per capita income from the preceding year (inflation or growth factor). Proposition 111, adopted in June 1990, allowed for adjustments to this methodology. For the population factor, the entity can select the greater of population change within the City or County. For the growth or inflation factor, local agencies may select the greater of growth in California per capita income, or growth in the local assessment valuation due to non-residential new construction.

DISCUSSION

In May of 2023, the California State Department of Finance (DOF) notified the local jurisdictions of the population and price data for use in the appropriations limit calculation for Fiscal Year (FY) 2023/2024. Based on said documentation from the DOF, the

percentage change in population for the City of Moorpark is -0.65%, while the Ventura County percentage change is -0.72%. The preceding year's percentage change in per capita personal income is 4.44%. Information regarding the change in local assessment valuation in non-residential new construction of 0.67% was provided by the City's property tax consultants, HDL Coren & Cone, whose original source is the Ventura County Tax Assessor.

The City elected to use the percentage change in population for the County of Ventura (-0.72%) and the percentage change in per capita personal income (4.44%) in adjusting the prior year's appropriations limit of $47,311,913. Accordingly, the City of Moorpark's Gann limitation for FY 2023/24 is $49,091,379. Per the Budget for Adoption, the budgeted appropriations subject to the limitation are $18,465,069. The City is $30,626,311, or 62%, under the limit. Therefore, the City's proposed appropriations for FY 2023/24 are significantly below the mandated limits. With such a sizable margin, the provisions related to the return of taxes will not apply to the City.

ENVIRONMENTAL DETERMINATION

This action is exempt from the California Environmental Quality Act (CEQA) as it does not constitute a project, as defined by Section 15378 of the State CEQA Guidelines. Therefore, no environmental review is required.

FISCAL IMPACT

There is no fiscal impact related to the establishment of the FY 2023/24 Gann appropriations limit.

COUNCIL GOAL COMPLIANCE

This action does not support a current strategic directive.

STAFF RECOMMENDATION (ROLL CALL VOTE REQUIRED)

Adopt Resolution No. 2023-____ establishing the FY 2023/24 appropriations limit at $49,091,379.

Attachment 1: Draft Resolution No. 2023-____
Attachment 2: Appropriation Limit Calculation

RESOLUTION NO. 2023-4190

A RESOLUTION OF THE CITY COUNCIL OF THE CITY OF MOORPARK, CALIFORNIA, ESTABLISHING THE CITY'S APPROPRIATION LIMITATION FOR FISCAL YEAR 2023/24

WHEREAS, Article XIII B of the Constitution of the State of California establishes and defines annual appropriations limits for state and local government entities; and

WHEREAS, Government Code Section 7910 requires that the governing body of each local government establishes its annual appropriations limitation by resolution at a public meeting; and

WHEREAS, the required computation to determine the City of Moorpark's appropriation limit for FY 2023/24 has been performed by the Finance Department in accordance with the California State Constitution and applicable sections of the Government Code.

NOW, THEREFORE, THE CITY COUNCIL OF THE CITY OF MOORPARK DOES HEREBY RESOLVE AS FOLLOWS:

SECTION 1. The appropriations limitation for the City of Moorpark for Fiscal Year 2023/24 is hereby determined to be $49,091,379.

SECTION 2. The City Clerk shall certify to the adoption of this resolution and shall cause a certified resolution to be filed in the book of original Resolutions.

PASSED AND ADOPTED this 21st day of June 2023.

Chris R. Enegren, Mayor

ATTEST:

Ky Spangler, City Clerk

STATE OF CALIFORNIA)
COUNTY OF VENTURA) ss.
CITY OF MOORPARK)

I, Ky Spangler, City Clerk of the City of Moorpark, California, do hereby certify under penalty of perjury that the foregoing Resolution No. 2023-4190 was adopted by the City Council of the City of Moorpark at a regular meeting held on the 21st day of June, 2023, and that the same was adopted by the following vote:

AYES:	Councilmembers Castro, Delgado, Groff, Means and Mayor Enegren
NOES:	None
ABSENT:	None
ABSTAIN:	None

WITNESS my hand and the official seal of said City this 22nd day of June, 2023.

Ky Spangler, City Clerk
(seal)

CITY OF MOORPARK

Gann Appropriation Limit Calculation

Article XIII B of the California State Constitution, commonly referred to as the Gann Initiative or Gann Appropriations Limit, was adopted by California voters in 1979 and placed limits on the amount of proceeds of taxes that State and local agencies can appropriate and spend each fiscal year.

The limit is different for every agency and changes each year. The annual limit is based on the amount of tax proceeds that were authorized to be spent in Fiscal Year (FY) 1978/79, modified for changes in inflation and population since that time. Inflationary adjustments are based on increases in the California per capita income or the increase in non-residential assessed valuation due to new construction. An adjustment is also made based on changes in Moorpark's population or the County's population.

At incorporation in FY 1983/84, the Local Agency Formation Commission (LAFCO) determined that the initial appropriation limit for the City of Moorpark was $900,000. The limit was annually adjusted as prescribed by law. However, by FY 1988/89, it became evident that the appropriation limit was set too low, and the City had more revenues that could fund certain levels of service and/or capital improvement projects. Increases in a City's Gann Limit may be achieved by a simple majority of the voters. Thus, on June 7, 1988, the voters approved Measure "C", which increased the City's appropriation limit for the four-year period beginning FY 1986/87 through FY 1989/90 by the amount of proceeds of taxes collected in excess of said limit for each year mentioned.

Subsequently in June 1993, the City reviewed the original incorporation study and found that the LAFCO's assumptions of revenues, which were the basis for setting the initial appropriation limit of $900,000, were erroneous. A public hearing was held to gather information and testimony regarding the correction of the initial limit. By Resolution No. 1993-953, the FY 1983/84 appropriation limit was corrected based on actual revenues of the City from $900,000 to $2,400,000. The City Council subsequently authorized the filing of a validation action with the Superior Court. On November 22, 1994 (Case No. CIV 147270) the Superior Court of the State of California for the County of Ventura set the City's appropriation limit at $2,400,000. The subsequent years' appropriation limits were adjusted accordingly.

For FY 2023/24, the estimated tax proceeds appropriated by the Moorpark City Council are significantly under the limit established by the Gann Initiative. The adjusted Appropriation Limit for FY 2023/24 is $49,091,379. This is the maximum amount of tax proceeds the City can appropriate and spend in FY 2023/24. The budgeted appropriation subject to the limit is projected at $18,465,069, leaving the City with a remaining appropriations capacity of $30,626,311.

Section 7910 of the State Government Code requires the governing body to annually adopt, by resolution, an Appropriations Limit for the upcoming fiscal year.

Shown below is the calculation of the Appropriations Limit for the FY 2023/24 Fiscal Year.

CALCULATION OF FY 2023-2024 LIMIT

Appropriations limit for FYE June 30, 2023:		$	47,311,913
Adjustment Factors: .			
Population Factor:	0.9935		
Growth/Inflation Factor:	1.0444		
Population Factor*Growth/Inflation Factor:			1.0376114
Appropriations limit for FYE June 30, 2024:		$	49,091,380

Shown below is a table of the City's annual historical calculations under the Gann Appropriations Limit.

1999-00	City	0.64	Per Capita Income	4.56	1.0523	$12,392,814
2000-01	City	0.07	Per Capita Income	4.91	1.0498	$13,010,402
2001-02	City	1.37	Per Capita Income	7.82	1.0930	$14,219,997
2002-03	City	4.19	Per Capita Income	-1.27	1.0287	$14,627,654
2003-04	City	4.21	Non-residential new construction	9.23	1.1383	$16,650,451
2004-05	County	1.73	Per Capita Income	3.28	1.0507	$17,494,629
2005-06	City	2.66	Per Capita Income	5.26	1.0806	$18,904,696
2006-07	City	0.24	Per Capita Income	3.96	1.0421	$19,700,584
2007-08	City	1.05	Per Capita Income	4.42	1.0552	$20,788,056
2008-09	City	2.13	Non-residential new construction	4.51	1.0674	$22,189,171
2009-10	City	1.27	Non-residential new construction	16.59	1.1807	$26,198,908
2010-11	City	1.42	Per Capita Income	-2.54	0.9884	$25,896,031
2011-12	City	0.93	Per Capita Income	2.51	1.0346	$26,792,899
2012-13	County	0.61	Per Capita Income	3.77	1.0440	$27,972,590
2013-14	County	0.73	Per Capita Income	5.12	1.0589	$29,619,442
2014-15	County	0.79	Non-residential new construction	5.72	1.0656	$31,561,052
2015-16	City	1.62	Per Capita Income	3.82	1.0550	$33,297,504
2016-17	City	1.81	Per Capita Income	5.37	1.0728	$35,720,629
2017-18	City	0.82	Per Capita Income	3.69	1.0454	$37,342,438
2018-19	City	0.98	Per Capita Income	3.67	1.0469	$39,092,292
2019-20	City	0.52	Per Capita Income	3.85	1.0439	$40,808,451
2020-21	County	-0.38	Per Capita Income	3.73	1.0334	$42,169,750
2021-22	County	-0.70	Per Capita Income	5.73	1.0499	$44,273,974
2022-23	County	-0.64	Per Capita Income	7.55	1.0686	$47,311,912
2023-24	City	-0.65	Per Capita Income	4.44	1.0376	$49,091,380


MOORPARK CALIFORNIA
INCORPORATED JULY 1 1983

10 - Year Budgeted Position History

CITY OF MOORPARK
BUDGETED FULL-TIME AND PART-TIME POSITIONS

	Fiscal Year 2014-15	Fiscal Year 2015-16	Fiscal Year 2016-17	Fiscal Year 2017-18	Fiscal Year 2018-19	Fiscal Year 2019-20	Fiscal Year 2020-21	Fiscal Year 2021-22	Fiscal Year 2022-23	Fiscal Year 2023-2024
City Manager's Office										
CITY MANAGER	1.00	1.00	1.00	1.00	1.00	1.00	1.00	1.00	1.00	1.00
ASSISTANT CITY MANAGER	1.00	1.00	1.00	1.00	1.00	1.00	1.00	1.00	1.00	1.00
Deputy City Manager	1.00	--	--	--	--	--	--	--	--	--
Administrative Assistant I/II	1.00	--	--	1.00	1.00	1.00	1.00	1.00	1.00	0.50
Administrative Service Manager	1.00	1.00	1.00	1.00	--	--	--	--	--	--
Administrative Specialist	--	1.00	1.00	1.00	1.00	1.00	1.00	1.00	1.00	1.00
Assistant to the City Manager	--	--	--	--	1.00	1.00	1.00	1.00	1.00	1.00
City Clerk	1.00	1.00	1.00	1.00	1.00	1.00	1.00	1.00	1.00	1.00
Clerical Aide II	0.73	0.24	--	--	--	--	--	--	--	--
Deputy City Clerk I/II	1.00	1.00	1.00	1.00	1.00	1.00	1.00	1.00	1.00	1.00
Economic Development Manager	--	--	--	--	--	--	--	1.00	--	--
Executive Secretary	0.75	0.75	0.75	--	--	--	--	--	--	--
Human Resources Analyst	1.00	--	--	--	--	--	--	--	--	--
Human Resources Manager	--	--	--	--	--	1.00	1.00	1.00	1.00	--
Information Systems Analyst	--	--	1.00	--	--	--	--	--	--	--
Information Systems Administrator	--	--	--	1.00	1.00	1.00	--	--	--	--
Information Systems Manager	--	1.00	1.00	1.00	1.00	1.00	--	--	--	--
Intern (City Manager's Office)	--	0.48	--	0.48	0.48	--	--	--	0.46	0.26
Program Manager	--	--	1.00	1.00	1.00	--	--	--	--	--
Records Clerk	--	0.83	1.40	1.49	1.49	1.49	1.45	1.86	1.86	0.96
Senior Information System Analyst	2.00	1.00	--	--	--	--	--	--	--	--
Senior Human Resources Analyst	--	1.00	1.00	1.00	1.00	0.50	--	--	--	--
Senior Management Analyst	1.00	1.00	--	--	--	--	--	--	--	--
Solid Waste & Recycling Assistant	--	--	0.48	--	--	--	--	--	--	--
	12.48	12.30	12.63	12.97	12.97	11.99	9.45	10.86	10.32	7.72
FINANCE:										
FINANCE/ADMINISTRATIVE SERVICES DIRECTOR	--	--	--	--	--	--	--	--	--	1.00
Finance Director	1.00	1.00	1.00	1.00	1.00	1.00	1.00	1.00	1.00	--
Account Clerk I/II	1.00	--	--	--	--	--	--	--	--	--
Account Technician I/II	2.00	2.00	2.00	2.00	2.00	2.00	2.00	2.00	2.00	2.00
Accountant I/II	--	--	1.00	--	--	--	--	1.00	1.00	1.00
Administrative Assitant II	--	--	--	--	--	--	--	1.00	1.00	0.50
Budget & Finance Manager	1.00	1.00	--	--	--	--	--	--	--	1.00
Deputy Finance Director	--	--	1.00	1.00	1.00	1.00	1.00	--	--	--
Information Systems Technician I/II	--	--	--	--	--	--	--	1.00	1.00	1.00
Intern (Finance)	--	0.48	--	--	--	--	--	--	--	--
Intern (Solid Waste)	--	--	--	--	--	0.48	0.48	--	--	--
Human Resources Manager	--	--	--	--	--	--	--	--	--	1.00
Program Manager	--	--	--	--	--	1.00	1.00	1.00	1.00	--
Purchasing Analyst	--	--	--	--	--	--	--	1.00	1.00	--
Records Clerk	--	--	0.20	0.20	0.20	0.20	0.20	--	--	0.80
Senior Account Technician I/II	1.00	1.00	--	1.00	1.00	1.00	1.00	1.00	1.00	1.00
Senior Information Systems Administrator	--	--	--	--	--	--	1.00	1.00	1.00	1.00
	6.00	5.48	5.20	5.20	5.20	6.68	7.68	10.00	10.00	10.30

CITY OF MOORPARK
BUDGETED FULL-TIME AND PART-TIME POSITIONS

	Fiscal Year 2014-15	Fiscal Year 2015-16	Fiscal Year 2016-17	Fiscal Year 2017-18	Fiscal Year 2018-19	Fiscal Year 2019-20	Fiscal Year 2020-21	Fiscal Year 2021-22	Fiscal Year 2022-23	Fiscal Year 2023-2024
COMMUNITY DEVELOPMENT:										
COMMUNITY DEVELOPMENT DIRECTOR	1.00	1.00	1.00	1.00	1.00	1.00	1.00	1.00	1.00	1.00
Administrative Assistant I/II	--	2.00	2.00	2.00	2.00	2.00	2.00	1.00	1.00	1.00
Administrative Specialist	1.00	--	--	--	--	--	--	1.00	1.00	1.00
Assistant Planner I	1.00	--	--	--	--	--	--	--	1.00	1.00
Associate Planner I/II	--	1.00	1.00	1.00	1.00	1.00	1.00	1.00	1.00	1.00
Code Compliance Technician I/II	1.00	1.00	1.00	1.00	1.00	1.00	1.00	1.00	1.00	1.00
Deputy Community Development Director	-	-	-	-	-	-	-	-	1.00	1.00
Economic Development / Housing Manager	1.00	1.00	--	--	--	--	--	--	--	--
Economic Development / Planning Manager	--	--	1.00	1.00	--	--	--	--	--	-
Economic Development Manager	-	-	-	-	-	-	-	-	-	1.00
Intern (Planning)	--	0.48	--	--	--	--	--	--	--	--
Management Analyst	--	--	--	--	--	--	--	--	--	1.00
Office Assistant I/II/III	1.00	1.00	1.00	1.00	1.00	1.00	1.00	1.00	1.00	1.00
Planning Manager	--	1.00	--	--	2.00	2.00	1.00	1.00	--	--
Planning Technician	--	--	1.00	1.00	1.00	1.00	1.00	1.00	1.00	--
Principal Planner	2.00	--	--	--	--	--	1.00	1.00	1.00	1.00
Program Manager	-	-	-	-	-	-	-	-	1.00	-
Senior Housing Analyst	--	--	--	--	--	--	1.00	1.00	--	--
Senior Management Analyst	--	1.00	--	--	--	--	--	--	--	--
Vector/Animal Control Specialist	--	1.00	--	--	--	--	--	--	--	--
Vector/Animal Control Technician I/II	--	1.00	--	--	--	--	--	--	--	--
	8.00	11.48	8.00	8.00	9.00	9.00	10.00	10.00	11.00	11.00
PUBLIC WORKS:										
CITY ENGINEER/PUBLIC WORKS DIRECTOR	1.00	1.00	1.00	1.00	1.00	1.00	1.00	1.00	1.00	1.00
Administrative Assistant I/II	1.00	1.00	1.00	1.00	1.00	1.00	1.00	1.00	1.00	--
Administrative Specialist	--	--	--	--	--	--	--	--	--	1.00
Assistant Engineer	1.00	1.00	1.00	--	--	--	--	1.00	1.00	--
Clerical Aide/Crossing Guard	0.48	0.48	0.48	0.63	0.63	0.73	0.73	0.73	0.73	0.73
Crossing Guard / Maintenance Worker I	1.00	1.00	--	--	--	--	--	--	--	--
Crossing Guard Supervisor	1.00	--	--	--	--	--	--	--	--	--
Intern (Solid Waste)	0.38	--	--	--	--	--	--	--	--	--
Maintenance Worker I/II/III	2.00	1.00	2.00	2.00	2.00	2.00	2.00	2.00	2.00	2.00
Management Analyst	-	-	-	-	-	-	-	-	-	1.00
Program Manager	--	--	1.00	1.00	1.00	1.00	1.00	-	--	--
Public Works Manager	--	--						1.00	1.00	1.00
Public Works Superintendent/Inspector	1.00	1.00	1.00	1.00	1.00	1.00	1.00	--	--	--
Public Works Supervisor	--	--	--	--	--	--	--	1.00	1.00	1.00
Public Works Technician	--	1.00	1.00	1.00	1.00	1.00	1.00	1.00	1.00	1.00
Senior Civil Engineer	--	--	--	1.00	1.00	1.00	1.00	--	--	--
Senior Maintenance Worker	1.00	1.00	1.00	1.00	1.00	1.00	1.00	1.00	1.00	1.00
Senior Management Analyst	2.00	1.00	--	--	--	--	--	--	--	--
Vector/Animal Control Specialist	1.00	--	--	--	--	1.00	1.00	1.00	1.00	1.00
Vector/Animal Control Technician I/II	1.00	--	--	--	--	1.00	1.00	1.00	1.00	1.00
	13.86	9.48	9.48	9.63	9.63	11.73	11.73	11.73	11.73	11.73

CITY OF MOORPARK
BUDGETED FULL-TIME AND PART-TIME POSITIONS

	Fiscal Year 2014-15	Fiscal Year 2015-16	Fiscal Year 2016-17	Fiscal Year 2017-18	Fiscal Year 2018-19	Fiscal Year 2019-20	Fiscal Year 2020-21	Fiscal Year 2021-22	Fiscal Year 2022-23	Fiscal Year 2023-2024
PARKS, RECREATION AND COMMUNITY SERVICES										
PARKS AND RECREATION DIRECTOR	1.00	1.00	1.00	1.00	1.00	1.00	1.00	1.00	1.00	1.00
Active Adult Center Supervisor	1.00	1.00	1.00	1.00	1.00	1.00	1.00	1.00	1.00	1.00
Administrative Assistant I/II	1.00	1.00	1.00	1.00	1.00	1.00	1.00	1.00	1.00	1.00
Administrative Specialist	--	--	--	--	--	--	--	--	--	1.00
Assistant Camp Director	--	--	--	--	--	--	0.19	0.19	0.21	0.21
Camp Counselors I/II	--	--	--	--	--	--	2.60	2.42	2.98	3.56
Camp Director	--	--	--	--	--	--	0.42	0.42	0.44	0.40
Community Services Manager	--	--	--	--	1.00	1.00	1.00	1.00	1.00	-
Deputy Parks and Recreation Director	--	--	--	--	--	--	--	--	--	1.00
Facilities Technician	1.00	1.00	1.00	1.00	1.00	1.00	1.00	1.00	1.00	1.00
Laborer/Custodian II/III	2.50	2.68	2.68	2.81	--	--	--	--	--	--
Laborer/Custodian IV	1.00	1.00	1.00	1.00	1.00	1.00	1.00	1.00	--	--
Landscape Maintenance Inspector	--	--	--	--	--	--	--	--	--	1.00
Landscape Maintenance Specialist	--	--	--	--	--	1.00	--	--	--	--
Landscape/Parks Maintenance Superintendent	2.00	2.00	2.00	2.00	2.00	1.00	--	--	--	--
Maintenance Specialist	1.00	1.00	1.00	1.00	--	--	--	--	--	--
Maintenance Worker I/II/III	2.00	2.00	2.00	2.00	2.00	2.00	2.00	2.00	3.00	3.00
Management Analyst	1.00	--	1.00	1.00	1.00	1.00	1.00	--	--	--
Office Assistant I/II/III	1.00	1.00	1.00	1.00	--	--	--	--	--	--
Parks and Facilities Attendant I/II/III	--	--	--	--	3.39	2.88	3.09	2.81	2.84	2.71
Parks and Facilities Supervisor	--	--	--	--	--	1.00	2.00	2.00	2.00	2.00
Parks/Landscape Manager	--	--	--	--	--	--	--	--	--	--
Preschool Aide	--	--	--	--	--	0.86	0.88	0.88	0.86	0.82
Preschool Director	--	--	--	--	--	0.48	0.50	0.50	0.51	0.33
Preschool Teacher	--	--	--	--	--	0.54	0.56	0.56	0.59	0.85
Program Manager	--	--	1.00	1.00	--	--	--	--	--	1.00
Recreation Aide	0.94	0.96	0.95	1.01	0.85	1.68	--	--	--	--
Recreation Assistant II	--	--	--	--	1.00	1.00	1.00	1.00	1.00	1.00
Recreation Coordinator I/II/III	3.00	3.00	3.00	3.00	2.00	2.00	3.00	3.00	2.00	3.00
Recreation Leader I/II/III	4.79	5.02	5.11	5.37	5.01	3.11	2.14	2.50	2.93	4.36
Recreation Leader IV	--	--	--		1.00	1.00	--	--	--	--
Recreation Program Specialist	-	-	-	-	-	-	-	-	1.00	1.00
Recreation Services Manager	--	1.00	1.00	1.00	1.00	1.00	1.00	1.00	1.00	1.00
Recreation Superintendent	1.00	--	--	--	--	--	--	--	--	--
Recreation Supervisor	1.00	1.00	1.00	1.00	1.00	1.00	1.00	1.00	1.00	1.00
Senior Maintenance Worker	--	--	--	--	1.00	1.00	1.00	1.00	1.00	1.00
Senior Management Analyst	--	1.00	--	--	--	--	--	1.00	1.00	1.00
Senior Nutrition Coordinator	0.50	0.50	0.50	0.50	0.48	0.48	0.48	0.48	0.48	0.48
Vector/Animal Control Specialist	--	--	1.00	1.00	1.00	--	--	--	--	--
Vector/Animal Control Technician I/II	--	--	1.00	1.00	1.00	--	--	--	--	--
	25.73	26.16	29.24	29.69	29.73	29.03	28.86	28.77	29.84	35.73
Budgeted Position by Employment Type:										
Total Full-Time Positions	55.00	52.00	52.00	53.00	53.00	54.50	54.00	58.00	58.00	60.00
Total Part-Time Positions	11.07	12.90	12.55	12.49	13.53	13.93	13.72	13.36	14.89	16.48
TOTAL POSITIONS	66.07	64.90	64.55	65.49	66.53	68.43	67.72	71.36	72.89	76.48

Fiscal Year 2023/24

Classification and Salary Schedules

EXHIBIT A
CITY OF MOORPARK
CLASSIFICATION & SALARY SCHEDULE BY SORTED BY SALARY RANGE
EFFECTIVE WITH PAY CHECK DATED JULY 21, 2023

Title	Type	Range	Min	Max
City Manager	Non-Competitive	--	$ 243,963.20	$ 243,963.20
Assistant City Manager	Non-Competitive	91	$ 163,384.00	$ 219,772.80
Deputy City Manager	Non-Competitive	89	$ 155,500.80	$ 209,164.80
Administrative Services Director	Non-Competitive	87	$ 148,033.60	$ 199,056.00
City Engineer/Public Works Director	Non-Competitive	87	$ 148,033.60	$ 199,056.00
Community Development Director	Non-Competitive	87	$ 148,033.60	$ 199,056.00
Finance Director	Non-Competitive	87	$ 148,033.60	$ 199,056.00
Finance/Administrative Services Director	Non-Competitive	87	$ 148,033.60	$ 199,056.00
Parks and Recreation Director	Non-Competitive	87	$ 148,033.60	$ 199,056.00
Public Works Director	Non-Competitive	87	$ 148,033.60	$ 199,056.00
Assistant to the City Manager/City Clerk	Non-Competitive	83	$ 134,118.40	$ 180,356.80
City Engineer	Non-Competitive	83	$ 134,118.40	$ 180,356.80
Planning Director	Non-Competitive	83	$ 134,118.40	$ 180,356.80
Assistant City Engineer	Non-Competitive	79	$ 121,492.80	$ 163,384.00
Deputy Community Development Director	Non-Competitive	79	$ 121,492.80	$ 163,384.00
Deputy Finance Director	Non-Competitive	79	$ 121,492.80	$ 163,384.00
Deputy Parks and Recreation Director	Non-Competitive	79	$ 121,492.80	$ 163,384.00
Assistant to the City Manager	Non-Competitive	75	$ 110,052.80	$ 148,033.60
Budget and Finance Manager	Non-Competitive	75	$ 110,052.80	$ 148,033.60
City Clerk	Non-Competitive	75	$ 110,052.80	$ 148,033.60
Community Services Manager	Non-Competitive	75	$ 110,052.80	$ 148,033.60
Economic Development and Planning Mgr.	Non-Competitive	75	$ 110,052.80	$ 148,033.60
Information Systems Manager	Non-Competitive	75	$ 110,052.80	$ 148,033.60
Parks and Landscape Manager	Non-Competitive	75	$ 110,052.80	$ 148,033.60
Planning Manager	Non-Competitive	75	$ 110,052.80	$ 148,033.60
Public Works Manager	Non-Competitive	75	$ 110,052.80	$ 148,033.60
Senior Civil Engineer	Non-Competitive	75	$ 110,052.80	$ 148,033.60
Administrative Services Manager	Non-Competitive	71	$ 99,736.00	$ 134,118.40
Economic Development and Housing Mgr	Non-Competitive	71	$ 99,736.00	$ 134,118.40
Economic Development Manager	Non-Competitive	71	$ 99,736.00	$ 134,118.40
Finance/Accounting Manager	Non-Competitive	71	$ 99,736.00	$ 134,118.40
Human Resources Manager	Non-Competitive	71	$ 99,736.00	$ 134,118.40
Program Manager	Non-Competitive	71	$ 99,736.00	$ 134,118.40
Recreation Services Manager	Non-Competitive	71	$ 99,736.00	$ 134,118.40
Accountant II	Non-Competitive	67	$ 90,355.20	$ 121,492.80
Associate Civil Engineer	Non-Competitive	67	$ 90,355.20	$ 121,492.80
Landscape/Parks Maintenance Supt.	Non-Competitive	67	$ 90,355.20	$ 121,492.80
Principal Planner	Non-Competitive	67	$ 90,355.20	$ 121,492.80
Public Works Superintendent/Inspector	Non-Competitive	67	$ 90,355.20	$ 121,492.80
Senior Housing Analyst	Non-Competitive	67	$ 90,355.20	$ 121,492.80
Senior Human Resources Analyst	Non-Competitive	67	$ 90,355.20	$ 121,492.80
Senior Information Systems Administrator	Non-Competitive	67	$ 90,355.20	$ 121,492.80
Senior Management Analyst	Non-Competitive	67	$ 90,355.20	$ 121,492.80
Accountant I	Non-Competitive	62	$ 79,830.40	$ 107,390.40
Active Adult Center Supervisor	Non-Competitive	62	$ 79,830.40	$ 107,390.40
Assistant City Clerk	Non-Competitive	62	$ 79,830.40	$ 107,390.40
Assistant Engineer	Non-Competitive	62	$ 79,830.40	$ 107,390.40
Human Resources Analyst	Non-Competitive	62	$ 79,830.40	$ 107,390.40
Information Systems Administrator	Non-Competitive	62	$ 79,830.40	$ 107,390.40
Management Analyst	Non-Competitive	62	$ 79,830.40	$ 107,390.40
Parks and Facilities Supervisor	Non-Competitive	62	$ 79,830.40	$ 107,390.40

EXHIBIT A
CITY OF MOORPARK
CLASSIFICATION & SALARY SCHEDULE BY SORTED BY SALARY RANGE
EFFECTIVE WITH PAY CHECK DATED JULY 21, 2023

Title	Type	Range	Min	Max
Public Works Supervisor	Non-Competitive	62	$ 79,830.40	$ 107,390.40
Purchasing Analyst	Non-Competitive	62	$ 79,830.40	$ 107,390.40
Recreation Supervisor	Non-Competitive	62	$ 79,830.40	$ 107,390.40
Associate Planner II	Competitive	59	$ 74,152.00	$ 99,736.00
Human Resources Specialist	Competitive	59	$ 74,152.00	$ 99,736.00
Recreation Specialist	Competitive	59	$ 74,152.00	$ 99,736.00
Senior Account Technician II	Competitive	59	$ 74,152.00	$ 99,736.00
Vector/Animal Control Specialist	Competitive	59	$ 74,152.00	$ 99,736.00
Associate Planner I	Competitive	56	$ 68,868.80	$ 92,643.20
Active Adult Center Coordinator	Competitive	53	$ 63,939.20	$ 86,028.80
Administrative Specialist	Competitive	53	$ 63,939.20	$ 86,028.80
Deputy City Clerk II	Competitive	53	$ 63,939.20	$ 86,028.80
Executive Secretary	Competitive	53	$ 63,939.20	$ 86,028.80
Human Resources Assistant	Competitive	53	$ 63,939.20	$ 86,028.80
Recreation Coordinator III	Competitive	53	$ 63,939.20	$ 86,028.80
Senior Account Technician I	Competitive	53	$ 63,939.20	$ 86,028.80
Account Technician II	Competitive	51	$ 60,860.80	$ 81,827.20
Assistant Planner	Competitive	51	$ 60,860.80	$ 81,827.20
Code Compliance Technician II	Competitive	51	$ 60,860.80	$ 81,827.20
Information Systems Technician II	Competitive	51	$ 60,860.80	$ 81,827.20
Vector/Animal Control Technician II	Competitive	51	$ 60,860.80	$ 81,827.20
Facilities Technician	Competitive	49	$ 57,928.00	$ 77,896.00
Landscape Maintenance Inspector	Competitive	49	$ 57,928.00	$ 77,896.00
Administrative Assistant II	Competitive	48	$ 56,534.40	$ 76,003.20
Community Services Technician	Competitive	48	$ 56,534.40	$ 76,003.20
Deputy City Clerk I	Competitive	48	$ 56,534.40	$ 76,003.20
Landscape Maintenance Specialist	Competitive	47	$ 55,182.40	$ 74,152.00
Recreation Coordinator II	Competitive	47	$ 55,182.40	$ 74,152.00
Senior Maintenance Worker	Competitive	47	$ 55,182.40	$ 74,152.00
Vector/Animal Control Technician I	Competitive	47	$ 55,182.40	$ 74,152.00
Account Technician I	Competitive	46	$ 53,747.20	$ 72,300.80
Information Systems Technician I	Competitive	46	$ 53,747.20	$ 72,300.80
Administrative Assistant I	Competitive	45	$ 52,436.80	$ 70,574.40
Code Compliance Technician I	Competitive	45	$ 52,436.80	$ 70,574.40
Irrigation Specialist	Competitive	45	$ 52,436.80	$ 70,574.40
Planning Technician	Competitive	45	$ 52,436.80	$ 70,574.40
Maintenance Worker III	Competitive	43	$ 49,940.80	$ 67,163.20
Crossing Guard Supervisor	Competitive	41	$ 47,548.80	$ 63,939.20
Office Assistant III	Competitive	41	$ 47,548.80	$ 63,939.20
Public Works Technician	Competitive	41	$ 47,548.80	$ 63,939.20
Recreation Coordinator I	Competitive	41	$ 47,548.80	$ 63,939.20
Maintenance Worker II	Competitive	39	$ 45,240.00	$ 60,860.80
Recreation Program Specialist	Competitive	39	$ 45,240.00	$ 60,860.80
Teen Coordinator	Competitive	39	$ 45,240.00	$ 60,860.80
Account Clerk II	Competitive	38	$ 44,158.40	$ 59,342.40
Recreation Leader IV	Competitive	38	$ 44,158.40	$ 59,342.40
Recreation Assistant II	Competitive	36	$ 42,016.00	$ 56,534.40
Account Clerk I	Competitive	34	$ 40,019.20	$ 53,747.20
Office Assistant II	Competitive	34	$ 40,019.20	$ 53,747.20
Recreation Assistant I	Competitive	32	$ 38,064.00	$ 51,188.80
Maintenance Worker I	Competitive	31	$ 37,148.80	$ 49,940.80
Office Assistant I	Competitive	29	$ 35,339.20	$ 47,548.80

HOURLY EMPLOYEE SALARY SCHEDULE

Calendar Year 2023

Effective the First Full Pay Period Commencing On or After January 1, 2023

	A	B	C	D	E
1	$ 15.50	$ 15.89	$ 16.28	$ 16.69	$ 17.11
2	$ 16.00	$ 16.40	$ 16.81	$ 17.23	$ 17.66
3	$ 16.50	$ 16.91	$ 17.34	$ 17.77	$ 18.21
4	$ 17.00	$ 17.43	$ 17.86	$ 18.31	$ 18.76
5	$ 17.50	$ 17.94	$ 18.39	$ 18.85	$ 19.32
6	$ 18.00	$ 18.45	$ 18.91	$ 19.38	$ 19.87
7	$ 18.50	$ 18.96	$ 19.44	$ 19.92	$ 20.42
8	$ 19.00	$ 19.48	$ 19.96	$ 20.46	$ 20.97
9	$ 19.50	$ 19.99	$ 20.49	$ 21.00	$ 21.52
10	$ 20.50	$ 21.01	$ 21.54	$ 22.08	$ 22.63
11	$ 21.50	$ 22.04	$ 22.59	$ 23.15	$ 23.73
12	$ 23.50	$ 24.09	$ 24.69	$ 25.31	$ 25.94
13	$ 25.00	$ 30.00	$ 35.00	$ 40.00	$ 45.00
14	$ 50.00	$ 55.00	$ 60.00	$ 65.00	$ 70.00
15	$ 75.00	$ 80.00	$ 85.00	$ 90.00	$ 95.00
16	$ 100.00	$ 105.00	$ 110.00	$ 115.00	$ 120.00

Position Control
Authorized Unbudgeted Vacant Positions

Position Control Sheet
Fiscal Year 2023-2024 Authorized Unbudgeted Vacant Positions - By Salary Range

Position No.	Unbudgeted Vacant Positions	Salary Range
	Competitive Service Positions	
301	Associate Planner II	59
302	Associate Planner II	59
303	Human Resources Specialist	59
304	Recreation Specialist	59
305	Recreation Specialist	59
307	Senior Account Technician II	59
309	Vector/Animal Control Specialist	59
311	Associate Planner I	56
312	Active Adult Center Coordinator	53
313	Active Adult Center Coordinator	53
318	Administrative Specialist	53
320	Deputy City Clerk II	53
321	Executive Secretary	53
322	Executive Secretary	53
323	Human Resources Assistant	53
324	Human Resources Assistant	53
325	Recreation Coordinator III	53
326	Recreation Coordinator III	53
327	Senior Account Technician I	53
328	Senior Account Technician I	53
331	Account Technician II	51
333	Assistant Planner	51
335	Code Compliance Technician II	51
337	Information Systems Technician II	51
339	Vector/Animal Control Technician II	51
341	Facilities Technician	49
343	Landscape Maintenance Inspector	49
347	Administrative Assistant II	48
348	Community Services Technician	48
349	Community Services Technician	48
350	Deputy City Clerk I	48
351	Deputy City Clerk I	48
352	Landscape Maintenance Specialist	47
353	Landscape Maintenance Specialist	47
355	Recreation Coordinator II	47
358	Senior Maintenance Worker	47
359	Vector/Animal Control Technician I	47
360	Vector/Animal Control Technician I	47
361	Account Technician I	46
362	Account Technician I	46
363	Information Systems Technician I	46
364	Information Systems Technician I	46
365	Administrative Assistant I	45
366	Administrative Assistant I	45

Position Control Sheet
Fiscal Year 2023-2024 Authorized Unbudgeted Vacant Positions - By Salary Range

Position No.	Unbudgeted Vacant Positions	Salary Range
367	Code Compliance Technician I	45
368	Code Compliance Technician I	45
369	Irrigation Specialist	45
370	Irrigation Specialist	45
371	Planning Technician	45
372	Planning Technician	45
374	Maintenance Worker III	43
375	Crossing Guard Supervisor	41
376	Crossing Guard Supervisor	41
377	Office Assistant III	41
378	Office Assistant III	41
380	Public Works Technician	41
383	Recreation Coordinator I	41
386	Maintenance Worker II	39
387	Maintenance Worker II	39
389	Recreation Program Specialist	39
390	Teen Coordinator	39
391	Teen Coordinator	39
392	Account Clerk II	38
393	Account Clerk II	38
394	Recreation Leader IV	38
395	Recreation Leader IV	38
397	Recreation Assistant II	36
398	Account Clerk I	34
399	Account Clerk I	34
401	Office Assistant II	34
402	Recreation Assistant I	32
403	Recreation Assistant I	32
406	Maintenance Worker I	31
407	Maintenance Worker I	31
408	Office Assistant I	29
409	Office Assistant I	29

Position Control Sheet
Fiscal Year 2023-2024 Authorized Unbudgeted Vacant Positions - By Salary Range

Position No.	Unbudgeted Vacant Positions	Salary Range
	Non-Competitive Service Positions	
102	Deputy City Manager	89
103	Deputy City Manager	89
104	Administrative Services Director	87
107	Finance Director	87
110	Public Works Director	87
111	Assistant to the City Manager/City Clerk	83
112	City Engineer	83
113	Planning Director	83
114	Assistant City Engineer	79
115	Deputy Community Development Director	79
116	Deputy Finance Director	79
121	Community Services Manager	75
122	Economic Development and Planning Manager	75
123	Information Systems Manager	75
124	Parks and Landscape Manager	75
125	Planning Manager	75
127	Senior Civil Engineer	75
128	Administrative Services Manager	71
129	Economic Development and Housing Manager	71
131	Finance/Accounting Manager	71
134	Program Manager	71
135	Program Manager	71
136	Program Manager	71
139	Accountant II	67
140	Associate Civil Engineer	67
141	Associate Civil Engineer	67
142	Landscape/Parks Maintenance Superintendent	67
144	Public Works Superintendent/Inspector	67
145	Senior Housing Analyst	67
146	Senior Human Resources Analyst	67
149	Senior Management Analyst	67
150	Senior Management Analyst	67
151	Senior Management Analyst	67
152	Accountant I	62
153	Accountant I	62
155	Assistant City Clerk	62
156	Assistant Engineer	62
157	Assistant Engineer	62
158	Human Resources Analyst	62
162	Management Analyst	62
163	Management Analyst	62
167	Purchasing Analyst	62

Fiscal Year 2023/24

Staffing Cost Allocations

Position No.	Position	Percent	Account	Department	Dept
	FULL TIME				
City Manager's Office					
100	City Manager	95.00%	1000-120-00000	City Manager	CM
100	City Manager	5.00%	1000-621-00000	Successor Redevelopment Agency	CM
118	Assistant To City Manager	25.00%	1000-120-00000	City Manager	CM
118	Assistant To City Manager	50.00%	1000-131-00000	Public Information/Legislative Affairs	CM
118	Assistant To City Manager	10.00%	1000-132-00000	City Clerk	CM
118	Assistant To City Manager	15.00%	1000-133-00000	Human Resources/Risk Management	CM
314	Administrative Specialist	50.00%	1000-120-00000	City Manager	CM
314	Administrative Specialist	50.00%	1000-133-00000	Human Resources/Risk Management	CM
101	Assistant City Manager	50.00%	1000-120-00000	City Manager	CM
101	Assistant City Manager	25.00%	1000-131-00000	Public Information/Legislative Affairs	CM
101	Assistant City Manager	25.00%	1000-132-00000	City Clerk	CM
319	Deputy City Clerk II	100.00%	1000-132-00000	City Clerk	CM
120	City Clerk	100.00%	1000-132-00000	City Clerk	CM
344	Administrative Assistant II	50.00%	1000-131-00000	Public Information/Legislative Affairs	CM
Finance:					
306	Sr. Account Technician II	95.00%	1000-151-00000	Finance	FD
306	Sr. Account Technician II	5.00%	1000-621-00000	Successor Redevelopment Agency	FD
132	Human Resources Manager	100.00%	1000-133-00000	Human Resources/Risk Management	FD
138	Accountant II	90.00%	1000-151-00000	Finance	FD
138	Accountant II	10.00%	1000-621-00000	Successor Redevelopment Agency	FD
108	Finance/Administrative Services Director	15.00%	1000-133-00000	Human Resources/Risk Management	FD
108	Finance/Administrative Services Director	10.00%	1000-134-00000	Information Systems/Cable TV	FD
108	Finance/Administrative Services Director	65.00%	1000-151-00000	Finance	FD
108	Finance/Administrative Services Director	10.00%	1000-621-00000	Successor Redevelopment Agency	FD
329	Account Technician II	90.00%	1000-151-00000	Finance	FD
329	Account Technician II	10.00%	1000-621-00000	Successor Redevelopment Agency	FD
336	Information Systems Technician II	100.00%	1000-134-00000	Information Systems/Cable TV	FD
330	Account Technician II	90.00%	1000-151-00000	Finance	FD
330	Account Technician II	10.00%	1000-621-00000	Successor Redevelopment Agency	FD
146	Senior Information Systems Administrator	100.00%	1000-134-00000	Information Systems/Cable TV	FD
344	Administrative Assistant II	50.00%	1000-133-00000	Human Resources/Risk Management	FD
119	Budget/Finance Manager	100.00%	1000-151-00000	Finance	FD
Community Development:					
130	Economic Development Manager (Proposed)	100.00%	1000-611-00000	Economic Development	CD
143	Principal Planner	15.00%	2121-422-00000	City Housing	CD
143	Principal Planner	85.00%	2200-161-00000	Planning & Zoning	CD
334	Code Compliance Technician II	25.00%	2121-222-00000	Code Compliance	CD
334	Code Compliance Technician II	75.00%	2200-222-00000	Code Compliance	CD
315	Administrative Specialist	40.00%	2200-160-00000	Community Development	CD
315	Administrative Specialist	50.00%	2200-161-00000	Planning & Zoning	CD
315	Administrative Specialist	10.00%	2200-222-00000	Code Compliance	CD
310	Associate Planner I	100.00%	2200-161-00000	Planning & Zoning	CD
400	Office Assistant II	100.00%	1000-160-00000	Community Development	CD
345	Administrative Assistant II	55.00%	2121-422-00000	City Housing	CD
345	Administrative Assistant II	20.00%	2200-160-00000	Community Development	CD
345	Administrative Assistant II	15.00%	2200-161-00000	Planning & Zoning	CD
345	Administrative Assistant II	10.00%	2200-222-00000	Code Compliance	CD
106	Community Development Director	5.00%	2121-422-00000	City Housing	CD
106	Community Development Director	45.00%	2200-160-00000	Community Development	CD
106	Community Development Director	40.00%	2200-161-00000	Planning & Zoning	CD
106	Community Development Director	10.00%	2200-222-00000	Code Compliance	CD
115	Deputy Community Development Director	100.00%	2200-161-00000	Planning & Zoning	CD
160	Management Analyst	100.00%	2121-422-00000	City Housing	CD
332	Assistant Planner	100.00%	2200-161-00000	Planning & Zoning	CD

Position No.	Position	Percent	Account	Department	Dept
City Engineer/Public Works:					
126	Public Works Manager	10.00%	1000-310-00000	PWE Administration	PW
126	Public Works Manager	40.00%	2205-223-00000	Engineering/Flood Control	PW
126	Public Works Manager	25.00%	2412-311-00000	Street Maintenance	PW
126	Public Works Manager	25.00%	2415-311-00000	Street Maintenance	PW
105	City Engineer/Public Works Director	20.00%	1000-310-00000	PWE Administration	PW
105	City Engineer/Public Works Director	50.00%	2205-223-00000	Engineering/Flood Control	PW
105	City Engineer/Public Works Director	10.00%	2412-311-00000	Street Maintenance	PW
105	City Engineer/Public Works Director	10.00%	2414-430-00000	Transit Program	PW
105	City Engineer/Public Works Director	10.00%	2415-311-00000	Street Maintenance	PW
316	Administrative Specialist	10.00%	1000-310-00000	PWE Administration	PW
316	Administrative Specialist	20.00%	2205-223-00000	Engineering/Flood Control	PW
316	Administrative Specialist	30.00%	2412-311-00000	Street Maintenance	PW
316	Administrative Specialist	10.00%	2414-430-00000	Transit Program	PW
316	Administrative Specialist	30.00%	2415-311-00000	Street Maintenance	PW
356	Senior Maintenance Worker	5.00%	1000-310-00000	PWE Administration	PW
356	Senior Maintenance Worker	0.50%	2302-231-P0007	NPDES 84-2 Steeple Hill T2865	PW
356	Senior Maintenance Worker	0.50%	2305-231-P0007	NPDES 84-2 Pheasant T3019/3525	PW
356	Senior Maintenance Worker	6.00%	2310-231-P0007	NPDES 84-2 Mtn Meadows PC3	PW
356	Senior Maintenance Worker	18.00%	2412-311-00000	Street Maintenance	PW
356	Senior Maintenance Worker	70.00%	2415-311-00000	Street Maintenance	PW
166	Public Works Supervisor	15.00%	1000-310-00000	PWE Administration	PW
166	Public Works Supervisor	60.00%	2412-311-00000	Street Maintenance	PW
166	Public Works Supervisor	25.00%	2415-311-00000	Street Maintenance	PW
404	Maintenance Worker I	50.00%	1000-213-00000	Crossing Guard	PW
404	Maintenance Worker I	50.00%	2415-311-00000	Street Maintenance	PW
384	Maintenance Worker II	70.00%	2412-311-00000	Street Maintenance	PW
384	Maintenance Worker II	30.00%	2415-311-00000	Street Maintenance	PW
338	Vector/Animal Control Technician II	50.00%	1000-441-00000	Animal/Vector Services	PW
338	Vector/Animal Control Technician II	50.00%	1000-441-P0001	Animal Regulation	PW
308	Vector/Animal Control Specialist	50.00%	1000-441-00000	Animal/Vector Services	PW
308	Vector/Animal Control Specialist	50.00%	1000-441-P0001	Animal Regulation	PW
161	Management Analyst	20.00%	1000-231-00000	NPDES	PW
161	Management Analyst	2.50%	1000-441-00000	Animal/Vector Services	PW
161	Management Analyst	2.50%	1000-441-P0001	Animal Regulation	PW
161	Management Analyst	10.00%	2000-214-00000	Parking Enforcement	PW
161	Management Analyst	60.00%	2414-430-00000	Transit Program	PW
161	Management Analyst	5.00%	2415-311-00000	Street Maintenance	PW
379	Public Works Technician	30.00%	2000-213-00000	Crossing Guard	PW
379	Public Works Technician	50.00%	2000-214-00000	Parking Enforcement	PW
379	Public Works Technician	10.00%	2412-311-00000	Street Maintenance	PW
379	Public Works Technician	10.00%	2415-311-00000	Street Maintenance	PW
Parks, Recreation and Community Services:					
137	Recreation Services Manager	100.00%	1000-521-00000	Recreation Program	PRCS
148	Senior Management Analyst	5.00%	1000-171-00000	Facilities Maintenance	PRCS
148	Senior Management Analyst	10.00%	1000-411-00000	Active Adult Program	PRCS
148	Senior Management Analyst	20.00%	1000-510-00000	Parks, Recreation & Community Services	PRCS
148	Senior Management Analyst	5.00%	1000-521-00000	Recreation Program	PRCS
148	Senior Management Analyst	20.00%	2001-172-00000	Property Maintenance	PRCS
148	Senior Management Analyst	20.00%	2007-510-00000	Art in Public Places	PRCS
148	Senior Management Analyst	0.68%	2300-542-P0004	LMD AD 84-2 Citywide	PRCS
148	Senior Management Analyst	0.10%	2301-542-P0004	LMD 84-2 Pecan Ave T2851	PRCS
148	Senior Management Analyst	0.24%	2302-542-P0004	LMD 84-2 Steeple Hill T2865	PRCS
148	Senior Management Analyst	0.01%	2303-542-P0004	LMD 84-2 Buttercreek T3032	PRCS
148	Senior Management Analyst	0.04%	2304-542-P0004	LMD 84-2 Williams Ranch T3274	PRCS
148	Senior Management Analyst	0.32%	2305-542-P0004	LMD 84-2 Pheasant T3019/3525	PRCS
148	Senior Management Analyst	0.06%	2307-542-P0004	LMD 84-2 LA Ave & Gabbert Rd	PRCS
148	Senior Management Analyst	0.10%	2308-542-P0004	LMD 84-2 Homes Acres Buffer	PRCS
148	Senior Management Analyst	0.03%	2309-542-P0004	LMD 84-2 Condor Drive	PRCS
148	Senior Management Analyst	1.22%	2310-542-P0004	LMD 84-2 Mtn Meadows PC3	PRCS
148	Senior Management Analyst	0.01%	2311-542-P0004	LMD 84-2 Alyssas Court T4174	PRCS
148	Senior Management Analyst	0.88%	2312-542-P0004	LMD 84-2 Carlsberg	PRCS
148	Senior Management Analyst	0.02%	2314-542-P0004	LMD Silver Oak Ln	PRCS
148	Senior Management Analyst	0.66%	2315-542-L0076	LMD Country Club Estates Zone A	PRCS
148	Senior Management Analyst	0.18%	2315-542-L0077	LMD Masters @ MPK CC Zone B	PRCS
148	Senior Management Analyst	0.03%	2316-542-P0004	LMD Mountain View	PRCS
148	Senior Management Analyst	0.04%	2318-542-P0004	LMD Moonsong Ct	PRCS
148	Senior Management Analyst	0.02%	2319-542-P0004	LMD-Z19	PRCS
148	Senior Management Analyst	2.06%	2320-542-P0004	LMD Meridian Hills	PRCS
148	Senior Management Analyst	0.01%	2321-542-L0071	LMD Canterbury	PRCS

Position No.	Position	Percent	Account	Department	Dept
148	Senior Management Analyst	0.01%	2321-542-L0072	LMD Ivy Ln	PRCS
148	Senior Management Analyst	3.28%	2322-542-P0004	LMD Moorpark Highlands	PRCS
148	Senior Management Analyst	10.00%	2390-541-00000	Park Maintenance	PRCS
388	Recreation Program Specialist	100.00%	1000-411-00000	Active Adult Program	PRCS
357	Senior Maintenance Worker	3.41%	2300-542-P0004	LMD AD 84-2 Citywide	PRCS
357	Senior Maintenance Worker	0.51%	2301-542-P0004	LMD 84-2 Pecan Ave T2851	PRCS
357	Senior Maintenance Worker	1.19%	2302-542-P0004	LMD 84-2 Steeple Hill T2865	PRCS
357	Senior Maintenance Worker	0.04%	2303-542-P0004	LMD 84-2 Buttercreek T3032	PRCS
357	Senior Maintenance Worker	0.18%	2304-542-P0004	LMD 84-2 Williams Ranch T3274	PRCS
357	Senior Maintenance Worker	1.62%	2305-542-P0004	LMD 84-2 Pheasant T3019/3525	PRCS
357	Senior Maintenance Worker	0.01%	2306-542-P0004	LMD 84-2 Inglewood St T3306	PRCS
357	Senior Maintenance Worker	0.29%	2307-542-P0004	LMD 84-2 LA Ave & Gabbert Rd	PRCS
357	Senior Maintenance Worker	0.51%	2308-542-P0004	LMD 84-2 Homes Acres Buffer	PRCS
357	Senior Maintenance Worker	0.15%	2309-542-P0004	LMD 84-2 Condor Drive	PRCS
357	Senior Maintenance Worker	6.10%	2310-542-P0004	LMD 84-2 Mtn Meadows PC3	PRCS
357	Senior Maintenance Worker	0.04%	2311-542-P0004	LMD 84-2 Alyssas Court T4174	PRCS
357	Senior Maintenance Worker	4.38%	2312-542-P0004	LMD 84-2 Carlsberg	PRCS
357	Senior Maintenance Worker	0.11%	2314-542-P0004	LMD Silver Oak Ln	PRCS
357	Senior Maintenance Worker	3.30%	2315-542-L0076	LMD Country Club Estates Zone A	PRCS
357	Senior Maintenance Worker	0.90%	2315-542-L0077	LMD Masters @ MPK CC Zone B	PRCS
357	Senior Maintenance Worker	0.15%	2316-542-P0004	LMD Mountain View	PRCS
357	Senior Maintenance Worker	0.18%	2318-542-P0004	LMD Moonsong Ct	PRCS
357	Senior Maintenance Worker	0.10%	2319-542-P0004	LMD-Z19	PRCS
357	Senior Maintenance Worker	10.30%	2320-542-P0004	LMD Meridian Hills	PRCS
357	Senior Maintenance Worker	0.04%	2321-542-L0071	LMD Canterbury	PRCS
357	Senior Maintenance Worker	0.04%	2321-542-L0072	LMD Ivy Ln	PRCS
357	Senior Maintenance Worker	16.45%	2322-542-P0004	LMD Moorpark Highlands	PRCS
357	Senior Maintenance Worker	50.00%	2390-541-00000	Park Maintenance	PRCS
340	Facilities Technician	85.00%	1000-171-00000	Facilities Maintenance	PRCS
340	Facilities Technician	15.00%	2390-541-00000	Park Maintenance	PRCS
373	Maintenance Worker III	5.00%	1000-171-00000	Facilities Maintenance	PRCS
373	Maintenance Worker III	95.00%	2390-541-00000	Park Maintenance	PRCS
154	Active Adult Center Supervisor	100.00%	1000-411-00000	Active Adult Program	PRCS
346	Administrative Assistant II	95.00%	2410-445-P0002	Solid Waste & Recycling	PRCS
346	Administrative Assistant II	5.00%	2410-445-P0003	Used Oil	PRCS
109	Parks & Recreation Director	10.00%	1000-171-00000	Facilities Maintenance	PRCS
109	Parks & Recreation Director	5.00%	1000-212-00000	Emergency Management	PRCS
109	Parks & Recreation Director	5.00%	1000-411-00000	Active Adult Program	PRCS
109	Parks & Recreation Director	5.00%	1000-510-00000	Parks, Recreation & Community Services	PRCS
109	Parks & Recreation Director	10.00%	1000-521-00000	Recreation Program	PRCS
109	Parks & Recreation Director	5.00%	1010-530-00000	Library Service	PRCS
109	Parks & Recreation Director	5.00%	2001-172-00000	Property Maintenance	PRCS
109	Parks & Recreation Director	10.00%	2007-510-00000	Art in Public Places	PRCS
109	Parks & Recreation Director	1.02%	2300-542-P0004	LMD AD 84-2 Citywide	PRCS
109	Parks & Recreation Director	0.15%	2301-542-P0004	LMD 84-2 Pecan Ave T2851	PRCS
109	Parks & Recreation Director	0.36%	2302-542-P0004	LMD 84-2 Steeple Hill T2865	PRCS
109	Parks & Recreation Director	0.01%	2303-542-P0004	LMD 84-2 Buttercreek T3032	PRCS
109	Parks & Recreation Director	0.05%	2304-542-P0004	LMD 84-2 Williams Ranch T3274	PRCS
109	Parks & Recreation Director	0.48%	2305-542-P0004	LMD 84-2 Pheasant T3019/3525	PRCS
109	Parks & Recreation Director	0.09%	2307-542-P0004	LMD 84-2 LA Ave & Gabbert Rd	PRCS
109	Parks & Recreation Director	0.15%	2308-542-P0004	LMD 84-2 Homes Acres Buffer	PRCS
109	Parks & Recreation Director	0.04%	2309-542-P0004	LMD 84-2 Condor Drive	PRCS
109	Parks & Recreation Director	1.83%	2310-542-P0004	LMD 84-2 Mtn Meadows PC3	PRCS
109	Parks & Recreation Director	0.01%	2311-542-P0004	LMD 84-2 Alyssas Court T4174	PRCS
109	Parks & Recreation Director	1.31%	2312-542-P0004	LMD 84-2 Carlsberg	PRCS
109	Parks & Recreation Director	0.03%	2314-542-P0004	LMD Silver Oak Ln	PRCS
109	Parks & Recreation Director	0.99%	2315-542-L0076	LMD Country Club Estates Zone A	PRCS
109	Parks & Recreation Director	0.27%	2315-542-L0077	LMD Masters @ MPK CC Zone B	PRCS
109	Parks & Recreation Director	0.04%	2316-542-P0004	LMD Mountain View	PRCS
109	Parks & Recreation Director	0.05%	2318-542-P0004	LMD Moonsong Ct	PRCS
109	Parks & Recreation Director	0.03%	2319-542-P0004	LMD-Z19	PRCS
109	Parks & Recreation Director	3.09%	2320-542-P0004	LMD Meridian Hills	PRCS
109	Parks & Recreation Director	0.01%	2321-542-L0071	LMD Canterbury	PRCS
109	Parks & Recreation Director	0.01%	2321-542-L0072	LMD Ivy Ln	PRCS
109	Parks & Recreation Director	4.98%	2322-542-P0004	LMD Moorpark Highlands	PRCS
109	Parks & Recreation Director	15.00%	2390-541-00000	Park Maintenance	PRCS
109	Parks & Recreation Director	15.00%	2410-445-P0002	Solid Waste & Recycling	PRCS
385	Maintenance Worker II	95.00%	1000-171-00000	Facilities Maintenance	PRCS
385	Maintenance Worker II	5.00%	2390-541-00000	Park Maintenance	PRCS
354	Recreation Coordinator II	100.00%	1000-521-00000	Recreation Program	PRCS

Position No.	Position	Percent	Account	Department	Dept
396	Recreation Assistant II	100.00%	1000-521-00000	Recreation Program	PRCS
168	Recreation Supervisor	100.00%	1000-521-00000	Recreation Program	PRCS
133	Program Manager	5.00%	1000-133-00000	Human Resources/Risk Management	PRCS
133	Program Manager	20.00%	1000-212-00000	Emergency Management	PRCS
133	Program Manager	75.00%	2410-445-P0002	Solid Waste & Recycling	PRCS
381	Recreation Coordinator I	100.00%	1000-521-00000	Recreation Program	PRCS
164	Parks & Facilities Supervisor	3.41%	2300-542-P0004	LMD AD 84-2 Citywide	PRCS
164	Parks & Facilities Supervisor	0.51%	2301-542-P0004	LMD 84-2 Pecan Ave T2851	PRCS
164	Parks & Facilities Supervisor	1.19%	2302-542-P0004	LMD 84-2 Steeple Hill T2865	PRCS
164	Parks & Facilities Supervisor	0.04%	2303-542-P0004	LMD 84-2 Buttercreek T3032	PRCS
164	Parks & Facilities Supervisor	0.18%	2304-542-P0004	LMD 84-2 Williams Ranch T3274	PRCS
164	Parks & Facilities Supervisor	1.62%	2305-542-P0004	LMD 84-2 Pheasant T3019/3525	PRCS
164	Parks & Facilities Supervisor	0.01%	2306-542-P0004	LMD 84-2 Inglewood St T3306	PRCS
164	Parks & Facilities Supervisor	0.29%	2307-542-P0004	LMD 84-2 LA Ave & Gabbert Rd	PRCS
164	Parks & Facilities Supervisor	0.51%	2308-542-P0004	LMD 84-2 Homes Acres Buffer	PRCS
164	Parks & Facilities Supervisor	0.15%	2309-542-P0004	LMD 84-2 Condor Drive	PRCS
164	Parks & Facilities Supervisor	6.10%	2310-542-P0004	LMD 84-2 Mtn Meadows PC3	PRCS
164	Parks & Facilities Supervisor	0.04%	2311-542-P0004	LMD 84-2 Alyssas Court T4174	PRCS
164	Parks & Facilities Supervisor	4.38%	2312-542-P0004	LMD 84-2 Carlsberg	PRCS
164	Parks & Facilities Supervisor	0.11%	2314-542-P0004	LMD Silver Oak Ln	PRCS
164	Parks & Facilities Supervisor	3.30%	2315-542-L0076	LMD Country Club Estates Zone A	PRCS
164	Parks & Facilities Supervisor	0.90%	2315-542-L0077	LMD Masters @ MPK CC Zone B	PRCS
164	Parks & Facilities Supervisor	0.15%	2316-542-P0004	LMD Mountain View	PRCS
164	Parks & Facilities Supervisor	0.18%	2318-542-P0004	LMD Moonsong Ct	PRCS
164	Parks & Facilities Supervisor	0.10%	2319-542-P0004	LMD-Z19	PRCS
164	Parks & Facilities Supervisor	10.30%	2320-542-P0004	LMD Meridian Hills	PRCS
164	Parks & Facilities Supervisor	0.04%	2321-542-L0071	LMD Canterbury	PRCS
164	Parks & Facilities Supervisor	0.04%	2321-542-L0072	LMD Ivy Ln	PRCS
164	Parks & Facilities Supervisor	16.45%	2322-542-P0004	LMD Moorpark Highlands	PRCS
164	Parks & Facilities Supervisor	50.00%	2390-541-00000	Park Maintenance	PRCS
117	Deputy Parks and Recreation Director (Proposed)	5.00%	1000-510-00000	Parks, Recreation & Community Services	PRCS
117	Deputy Parks and Recreation Director (Proposed)	14.00%	1000-621-00000	Successor Redevelopment Agency	PRCS
117	Deputy Parks and Recreation Director (Proposed)	30.00%	1010-530-00000	Library Service	PRCS
117	Deputy Parks and Recreation Director (Proposed)	5.00%	2001-172-00000	Property Maintenance	PRCS
117	Deputy Parks and Recreation Director (Proposed)	11.00%	2007-510-00000	Art in Public Places	PRCS
117	Deputy Parks and Recreation Director (Proposed)	10.00%	2121-422-00000	City Housing	PRCS
117	Deputy Parks and Recreation Director (Proposed)	15.00%	2123-000-00000	Successor Agency Housing	PRCS
117	Deputy Parks and Recreation Director (Proposed)	0.34%	2300-542-P0004	LMD AD 84-2 Citywide	PRCS
117	Deputy Parks and Recreation Director (Proposed)	0.05%	2301-542-P0004	LMD 84-2 Pecan Ave T2851	PRCS
117	Deputy Parks and Recreation Director (Proposed)	0.12%	2302-542-P0004	LMD 84-2 Steeple Hill T2865	PRCS
117	Deputy Parks and Recreation Director (Proposed)	0.02%	2304-542-P0004	LMD 84-2 Williams Ranch T3274	PRCS
117	Deputy Parks and Recreation Director (Proposed)	0.16%	2305-542-P0004	LMD 84-2 Pheasant T3019/3525	PRCS
117	Deputy Parks and Recreation Director (Proposed)	0.03%	2307-542-P0004	LMD 84-2 LA Ave & Gabbert Rd	PRCS
117	Deputy Parks and Recreation Director (Proposed)	0.05%	2308-542-P0004	LMD 84-2 Homes Acres Buffer	PRCS
117	Deputy Parks and Recreation Director (Proposed)	0.01%	2309-542-P0004	LMD 84-2 Condor Drive	PRCS
117	Deputy Parks and Recreation Director (Proposed)	0.61%	2310-542-P0004	LMD 84-2 Mtn Meadows PC3	PRCS
117	Deputy Parks and Recreation Director (Proposed)	0.44%	2312-542-P0004	LMD 84-2 Carlsberg	PRCS
117	Deputy Parks and Recreation Director (Proposed)	0.01%	2314-542-P0004	LMD Silver Oak Ln	PRCS
117	Deputy Parks and Recreation Director (Proposed)	0.33%	2315-542-L0076	LMD Country Club Estates Zone A	PRCS
117	Deputy Parks and Recreation Director (Proposed)	0.09%	2315-542-L0077	LMD Masters @ MPK CC Zone B	PRCS
117	Deputy Parks and Recreation Director (Proposed)	0.01%	2316-542-P0004	LMD Mountain View	PRCS
117	Deputy Parks and Recreation Director (Proposed)	0.02%	2318-542-P0004	LMD Moonsong Ct	PRCS
117	Deputy Parks and Recreation Director (Proposed)	0.01%	2319-542-P0004	LMD-Z19	PRCS
117	Deputy Parks and Recreation Director (Proposed)	1.03%	2320-542-P0004	LMD Meridian Hills	PRCS
117	Deputy Parks and Recreation Director (Proposed)	1.67%	2322-542-P0004	LMD Moorpark Highlands	PRCS
117	Deputy Parks and Recreation Director (Proposed)	5.00%	2390-541-00000	Park Maintenance	PRCS
317	Administrative Specialist (Proposed)	20.00%	1000-171-00000	Facilities Maintenance	PRCS
317	Administrative Specialist (Proposed)	5.00%	1000-411-00000	Active Adult Center	PRCS
317	Administrative Specialist (Proposed)	20.00%	1000-510-00000	Parks, Recreation & Community Services	PRCS
317	Administrative Specialist (Proposed)	5.00%	1000-521-00000	Recreation Program	PRCS
317	Administrative Specialist (Proposed)	5.00%	1010-530-00000	Library Service	PRCS
317	Administrative Specialist (Proposed)	5.00%	2007-510-00000	Art in Public Places	PRCS
317	Administrative Specialist (Proposed)	1.36%	2300-542-P0004	LMD AD 84-2 Citywide	PRCS
317	Administrative Specialist (Proposed)	0.20%	2301-542-P0004	LMD 84-2 Pecan Ave T2851	PRCS
317	Administrative Specialist (Proposed)	0.47%	2302-542-P0004	LMD 84-2 Steeple Hill T2865	PRCS
317	Administrative Specialist (Proposed)	0.01%	2303-542-P0004	LMD 84-2 Buttercreek T3032	PRCS
317	Administrative Specialist (Proposed)	0.07%	2304-542-P0004	LMD 84-2 Williams Ranch T3274	PRCS
317	Administrative Specialist (Proposed)	0.65%	2305-542-P0004	LMD 84-2 Pheasant T3019/3525	PRCS
317	Administrative Specialist (Proposed)	0.11%	2307-542-P0004	LMD 84-2 LA Ave & Gabbert Rd	PRCS

Position No.	Position	Percent	Account	Department	Dept
317	Administrative Specialist (Proposed)	0.20%	2308-542-P0004	LMD 84-2 Homes Acres Buffer	PRCS
317	Administrative Specialist (Proposed)	0.06%	2309-542-P0004	LMD 84-2 Condor Drive	PRCS
317	Administrative Specialist (Proposed)	2.44%	2310-542-P0004	LMD 84-2 Mtn Meadows PC3	PRCS
317	Administrative Specialist (Proposed)	0.01%	2311-542-P0004	LMD 84-2 Alyssas Court T4174	PRCS
317	Administrative Specialist (Proposed)	1.75%	2312-542-P0004	LMD 84-2 Carlsberg	PRCS
317	Administrative Specialist (Proposed)	0.04%	2314-542-P0004	LMD Silver Oak Ln	PRCS
317	Administrative Specialist (Proposed)	1.32%	2315-542-L0076	LMD Country Club Estates Zone A	PRCS
317	Administrative Specialist (Proposed)	0.36%	2315-542-L0077	LMD Masters @ MPK CC Zone B	PRCS
317	Administrative Specialist (Proposed)	0.06%	2316-542-P0004	LMD Mountain View	PRCS
317	Administrative Specialist (Proposed)	0.07%	2318-542-P0004	LMD Moonsong Ct	PRCS
317	Administrative Specialist (Proposed)	0.04%	2319-542-P0004	LMD-Z19	PRCS
317	Administrative Specialist (Proposed)	4.12%	2320-542-P0004	LMD Meridian Hills	PRCS
317	Administrative Specialist (Proposed)	0.01%	2321-542-L0071	LMD Canterbury	PRCS
317	Administrative Specialist (Proposed)	0.01%	2321-542-L0072	LMD Ivy Ln	PRCS
317	Administrative Specialist (Proposed)	6.64%	2322-542-P0004	LMD Moorpark Highlands	PRCS
317	Administrative Specialist (Proposed)	20.00%	2390-541-00000	Park Maintenance	PRCS
382	Recreation Coordinator I	100.00%	1000-521-00000	Recreation Program	PRCS
342	Landscape Maintenance Inspector	6.81%	2300-542-P0004	LMD AD 84-2 Citywide	PRCS
342	Landscape Maintenance Inspector	1.01%	2301-542-P0004	LMD 84-2 Pecan Ave T2851	PRCS
342	Landscape Maintenance Inspector	2.37%	2302-542-P0004	LMD 84-2 Steeple Hill T2865	PRCS
342	Landscape Maintenance Inspector	0.07%	2303-542-P0004	LMD 84-2 Buttercreek T3032	PRCS
342	Landscape Maintenance Inspector	0.36%	2304-542-P0004	LMD 84-2 Williams Ranch T3274	PRCS
342	Landscape Maintenance Inspector	3.23%	2305-542-P0004	LMD 84-2 Pheasant T3019/3525	PRCS
342	Landscape Maintenance Inspector	0.02%	2306-542-P0004	LMD 84-2 Inglewood St T3306	PRCS
342	Landscape Maintenance Inspector	0.57%	2307-542-P0004	LMD 84-2 LA Ave & Gabbert Rd	PRCS
342	Landscape Maintenance Inspector	1.01%	2308-542-P0004	LMD 84-2 Homes Acres Buffer	PRCS
342	Landscape Maintenance Inspector	0.29%	2309-542-P0004	LMD 84-2 Condor Drive	PRCS
342	Landscape Maintenance Inspector	12.20%	2310-542-P0004	LMD 84-2 Mtn Meadows PC3	PRCS
342	Landscape Maintenance Inspector	0.07%	2311-542-P0004	LMD 84-2 Alyssas Court T4174	PRCS
342	Landscape Maintenance Inspector	8.76%	2312-542-P0004	LMD 84-2 Carlsberg	PRCS
342	Landscape Maintenance Inspector	0.22%	2314-542-P0004	LMD Silver Oak Ln	PRCS
342	Landscape Maintenance Inspector	6.60%	2315-542-L0076	LMD Country Club Estates Zone A	PRCS
342	Landscape Maintenance Inspector	1.79%	2315-542-L0077	LMD Masters @ MPK CC Zone B	PRCS
342	Landscape Maintenance Inspector	0.29%	2316-542-P0004	LMD Mountain View	PRCS
342	Landscape Maintenance Inspector	0.36%	2318-542-P0004	LMD Moonsong Ct	PRCS
342	Landscape Maintenance Inspector	0.20%	2319-542-P0004	LMD-Z19	PRCS
342	Landscape Maintenance Inspector	20.60%	2320-542-P0004	LMD Meridian Hills	PRCS
342	Landscape Maintenance Inspector	0.07%	2321-542-L0071	LMD Canterbury	PRCS
342	Landscape Maintenance Inspector	0.07%	2321-542-L0072	LMD Ivy Ln	PRCS
342	Landscape Maintenance Inspector	33.03%	2322-542-P0004	LMD Moorpark Highlands	PRCS
405	Maintenance Worker I	100.00%	2390-541-00000	Park Maintenance	PRCS
165	Parks & Facilities Supervisor	100.00%	1000-171-00000	Facilities Maintenance	PRCS
	PART TIME				
CC	City Council Members	100.00%	1000-111-00000	City Council	CC
H001	Records Clerk	100.00%	1000-132-00000	City Clerk	CM
H002	Records Clerk	30.00%	1000-133-00000	Human Resources/Risk Management	CM
H002	Records Clerk	70.00%	1000-132-00000	City Clerk	CM
H003	Intern	100.00%	1000-120-00000	City Manager	CM
H004	Records Clerk	100.00%	1000-151-00000	Finance	FD
H005	Senior Nutrition Coordinator	100.00%	1000-411-00000	Active Adult Center	PRCS
H006	Clerical Aide/Crossing Guard	100.00%	1000-213-00000	Crossing Guard	PW
H007	Assistant Camp Director	100.00%	1000-521-00000	Recreation Program	PRCS
H008	Camp Counselor I	100.00%	1000-521-00000	Recreation Program	PRCS
H009	Camp Counselor II	100.00%	1000-521-00000	Recreation Program	PRCS
H010	Camp Director	100.00%	1000-521-00000	Recreation Program	PRCS
H011	Parks & Facilities Attendant III (Arts)	100.00%	2007-521-00000	Art in Public Places	PRCS
H012	Parks & Facilities Attendant III (Facility Rentals)	100.00%	1000-171-P0016	Recreation Program	PRCS
H013	Parks & Facilities Attendant III (Park Rentals)	100.00%	2390-541-P0017	Recreation Program	PRCS
H014	Parks & Facilities Attendant III (Parks Coverage)	100.00%	2390-541-00000	Recreation Program	PRCS
H015	Parks & Facilities Attendant III (Recreation)	100.00%	1000-521-00000	Recreation Program	PRCS
H016	Preschool Aide	100.00%	1000-521-00000	Recreation Program	PRCS
H017	Preschool Director	100.00%	1000-521-00000	Recreation Program	PRCS
H018	Preschool Teacher	100.00%	1000-521-00000	Recreation Program	PRCS
H019	Recreation Leader I (Arts)	100.00%	2007-521-00000	Art in Public Places	PRCS
H020	Recreation Leader I (Recreation)	100.00%	1000-521-00000	Recreation Program	PRCS
H021	Recreation Leader II (Arts)	100.00%	2007-521-00000	Art in Public Places	PRCS
H022	Recreation Leader II (Facility Rentals)	100.00%	1000-171-P0016	Recreation Program	PRCS
H023	Recreation Leader II (Park Rentals)	100.00%	2390-541-P0017	Recreation Program	PRCS
H024	Recreation Leader II (Recreation)	100.00%	1000-521-00000	Recreation Program	PRCS

Fiscal Year 2023/24

Financial Policies

- **Investment Policy**
- **Fixed Asset Procedures**
- **City Council Policy**

RESOLUTION NO. 2023-4174

A RESOLUTION OF THE CITY COUNCIL OF THE CITY OF MOORPARK, CALIFORNIA, ADOPTING THE ANNUAL INVESTMENT POLICY FOR FISCAL YEAR 2023/2024 AND RESCINDING RESOLUTION NO. 2021-4038

WHEREAS, on May 3, 2023, the City Council reviewed and adopted the City of Moorpark's annual Investment Policy, which is applicable to the City and its related entities for which the members of the City Council serve as the governing body (the "Related Entities"); and

WHEREAS, a staff report has been presented to the Council requesting adoption of the annual Investment Policy; and

WHEREAS, the Investment Policy describes the investment of City funds in compliance with the Municipal Code and state law, and, therefore, the Investment Policy is to be hereby submitted to an oversight committee in compliance with state law; and

WHEREAS, the Administration, Finance and Public Safety Standing Committee reviewed this Investment Policy on April 19, 2023, and recommended the City Council adopt the Policy; and

WHEREAS, Investment Policy Resolution No. 2021-4038 is proposed to be rescinded and an updated Investment Policy Resolution adopted.

NOW, THEREFORE, THE CITY COUNCIL OF THE CITY OF MOORPARK DOES HEREBY RESOLVE AS FOLLOWS:

SECTION 1. The annual Investment Policy attached hereto as "Exhibit A" has been reviewed in a public meeting and is hereby adopted.

SECTION 2. The City Council, for itself and as the legislative body of the Related Entities, hereby delegates its investment authority with respect to the funds of the City and the Related Entities to the City Treasurer-Finance/Administrative Services Director (acting in the capacities of City Treasurer and treasurer of the Related Entities).

SECTION 3. City Council Resolution No. 2021-4038 is hereby rescinded.

SECTION 4. The City Clerk shall certify to the adoption of the resolution and shall cause a certified resolution to be filed in the book of original resolutions.

PASSED AND ADOPTED this 3rd day of May, 2023.

Chris R. Enegren, Mayor

ATTEST:

Ky Spangler, City Clerk

Attachment: Exhibit "A" - City of Moorpark Investment Policy

CITY OF MOORPARK

INVESTMENT POLICY

1.0 Introduction. The purpose of this document is to identify various policies and procedures that enhance opportunities for a prudent and systematic investment policy and to organize and formalize investment-related activities of the City of Moorpark, Successor Agency to the Moorpark Redevelopment Agency and Moorpark Public Financing Authority. As used in this policy, the term "City" may refer to the City, or the City and its related entities for which the members of the City Council serve as the legislative body, as the context may require. Related activities which comprise good cash management include accurate cash projections, the expeditious collection of revenue, the control of disbursements, cost-effective banking relations, and arranging for a short-term borrowing program, which coordinates working capital requirements and investment opportunities.

2.0 Policy. It is the policy of the City of Moorpark to invest public funds not required for immediate day-to-day operations in accordance with the principals of sound treasury management and the provisions of California Government Code § 53600 et seq., the Municipal Code and this policy.

3.0 Scope. This policy applies to all investment activities of the City of Moorpark, except for the proceeds of certain debt issues that are invested and managed by trustees appointed under indenture agreements.

3.1 Pooled Investments. Investments for the City and its component units will be made on a pooled basis, including the City of Moorpark, the Successor Agency to the Moorpark Redevelopment Agency, and the Moorpark Public Financing Authority.

All pooled funds are accounted for in the Annual Comprehensive Financial Report of the City of Moorpark. Funds include the General Fund, Special Revenue Funds, Debt Service Fund, Capital Projects Funds and Trust and Agency Funds.

3.2 Investments held separately. Investments of bond proceeds will be held separately when required by the bond indentures or when necessary to meet arbitrage regulations. If allowed by the bond indentures, or if the arbitrage regulations do not apply, investments of bond proceeds will be held as part of the pooled investments.

4.0 Objectives. Section 53600.5 of the California Government Code outlines the primary objectives of a trustee investing public money. The primary objectives, in order of priority, of the City's investment activities shall be:

4.1 Safety. Safety of principal is the foremost objective of the investment program. Investments shall be undertaken in a manner that seeks to ensure preservation of capital in the overall portfolio.

4.2 Liquidity. The City's investment portfolio will remain sufficiently liquid to enable the City to meet all operating requirements which might be reasonably anticipated. This is accomplished by maintaining a portion of the portfolio in money market funds and the State Local Agency Investment Fund with immediate withdrawal provisions. The City's practice is to buy and hold instruments to maturity, since all cash demands cannot be forestalled, the portfolio will include securities with active secondary or resale markets should the need to sell prior to maturity arises.

4.3 Yield. Investment return becomes a consideration only after the basic requirements of safety and liquidity have been met.

The investment portfolio shall be designed with the objective of attaining a market rate of return throughout budgetary and economic cycles while adhering to the list of authorized investments.

5.0 Duties and Responsibilities. The State of California gives the City Council, in its capacity as legislative body of the City and its related entities, the ability to delegate the investment authority to the City Treasurer (acting in the capacities of City Treasurer and treasurer of the City's related entities) for a one-year period in accordance with Section 53607 of the California Government Code. The delegation will require renewal each year. So long as the City Council's annual delegation of investment authority pursuant to California Government Code Section 53607 to the City Treasurer is effective, no person may engage in investment transactions unless directed by the City Treasurer, or in the absence of such effective delegation, unless directed by the City Council.

In the execution of this delegated authority, the City Treasurer may establish accounts with well qualified, financially sound financial institutions and/or brokers/dealers for the purpose of completing investment transactions in accordance with this policy. The criteria used to select qualified financial institutions and broker/dealers for effecting purchases of authorized investments are identified in Section 14 of this policy. The criteria used to select qualified financial institutions for the custody of the City's investments are identified in Section 16 of this policy.

The City Treasurer (acting in the capacities of City Treasurer and treasurer of each City-related entity) may designate in writing a Deputy City Treasurer, who in the absence of the City Treasurer, will assume the City Treasurer's duties and responsibilities. The City Treasurer shall retain full responsibility for all transactions undertaken under the terms of this policy.

Pursuant to Section 53607 of the California Government Code, so long as the City Council, in its capacity as legislative body of the City and its related entities, has delegated its investment authority to the City Treasurer (acting in the capacities of City Treasurer and treasurer of the City's related entities) and such delegation is in full force and effect as described in Section 18.2 of this policy.

The City Treasurer may annually or when a change is made render a statement of investment policy to the City Council to be considered at a public meeting.

Pursuant to Sections 53607 and 53646 of the California Government Codes, the City Treasurer shall submit reports to the City Council as described in Section 18.1 of this policy.

6.0 Prudence. Section 53600.3 of the California Government Code identifies the legal standard applicable to the City Council, as legislative body of the City and its related entities, and to those persons authorized to make investment decisions on behalf of a local agency and Section 53600.3 deems the legislative body and such authorized persons to be trustees, and therefore fiduciaries subject to the "prudent investor" standard. As a trustee and fiduciary, the standard of prudence to be used shall be the "prudent investor" standard and shall be applied in the context of managing the overall portfolio. Specifically, as set forth in Section 53600.3, when investing, reinvesting, purchasing, acquiring, exchanging, selling, or managing public funds, the City Council, as legislative body of the City and its related entities, and other persons authorized to make investment decisions on its behalf, shall act with care, skill, prudence, and diligence under the circumstances then prevailing, including but not limited to the general economic conditions and the anticipated needs of the agency, that a prudent person acting in a like capacity and familiarity with those matters would use in the conduct of funds of a like character with like aims, to safeguard the principal and maintain the liquidity needs of the agency.

Investment officers acting in accordance with written procedures and the investment policy and exercising due diligence shall be relieved of personal responsibility for an individual security's credit risk changes or market price changes, provided deviations from expectations are reported in a timely manner and appropriate action is taken to control adverse developments.

7.0 Ethics and Conflicts of Interest. All participants in the City's investment process shall seek to act responsibly as custodians of the public trust. Officers and employees involved in the investment process shall refrain from personal business activity that could conflict with proper execution of the investment program, or which could impair their ability to make impartial investment recommendations and decisions. Employees and investment officials shall make all disclosures appropriate under the Fair Political Practices Act, and may seek the advice of the City Attorney and the Fair Political Practices Commission whenever there is a question concerning personal financial or investment positions that could represent potential conflicts of interest.

8.0 Authorized Investments.

8.1 Pooled Investments. The City Treasurer may invest City funds in the following instruments as specified in the California Government Code, Section 53601, subject to the limitations set out in that section and as further limited in this policy. See also Section 12.0 for limitations on issuer concentration for certain types of investments authorized under this Section 12.0. Investments will be made only in readily marketable securities actively traded in the secondary market.

8.1.1 U.S. Treasury Bills, Notes and Bonds: provided that the stated final maturity of such security does not exceed five (5) years from the date of purchase.

8.1.2 Federal Agency debentures and mortgage-backed securities with a final maturity not exceeding five (5) years from the date of purchase issued by the Government National Mortgage Association (GNMA).

8.1.3 Federal Instrumentality (government sponsored enterprise) debentures, discount notes, bullets, callables and step-up securities, with a final maturity not exceeding five (5) years from the date of purchase, issued by the following only: Federal Home Loan Banks (FHLB), Federal National Mortgage Association (FNMA), Federal Farm Credit Bureau (FFCB), Federal Home Loan Mortgage Corporation (FHLMC), and Federal Agricultural Mortgage Corporation (FAMCA).

8.1.4 Time Certificates of Deposit, nationally or state-chartered banks; savings or federal associations; or state or federal credit unions: Deposits should not exceed five-year maturity and shall be collateralized as specified in paragraph 9.0 of this policy or FDIC or NCUA insured up to $250,000. Section 12.0 of this policy applies with respect to issuer-concentration limits.

8.1.5 Negotiable Certificates of Deposit issued by nationally or state-chartered banks; savings or federal associations; state or federal credit unions; or federally licensed or state licensed branches of foreign banks. Purchases may not exceed 30% of the portfolio and final maturity may not exceed five (5) years from date of purchase. Section 12.0 of this policy applies with respect to issuer-concentration limits.

8.1.6 Banker's Acceptances, Foreign/Domestic, with a minimum rating of "A1" by S&P Global Ratings or "P1" by Moody's Investors Service, Inc. (prime) rating provided that the acceptances are eligible for purchase by the Federal Reserve System and the maturity does not exceed 180 days maturity or 40% of the total portfolio. Section 12.0 of this policy applies with respect to issuer-concentration limits.

8.1.7 Commercial Paper: Short-term instruments with a maximum maturity of 270 days or less, an "A1/P1" (prime) rating or better, with fixed coupons, fixed maturity and no call provisions and meeting all of the additional conditions in either paragraph (A) or (B) below.

(A) The issuer is a general corporation organized and operating within the United States, has total assets in excess of five hundred million dollars, and has debt other than commercial paper, if any, that is rated in a rating category of "A" or its equivalent or higher by a nationally recognized rating agency.

(B) The issuer is organized within the United States as a special purpose corporation, trust, or limited liability company; has programwide credit enhancements including, but not limited to, overcollateralization, letters of credit, or a surety bond, and has commercial paper that is rated "A1/P1" (prime) or better by a nationally recognized rating agency.

Purchases of commercial paper may not exceed 25% of the portfolio. Section 12.0 of this policy applies with respect to issuer-concentration limits.

8.1.8 Medium-term Corporate Notes of a maximum of five years until maturity issued by corporations organized and operating within the United States and rated in the rating category of "A-" or better of Moody's Investors Service, Inc. and S&P Global Ratings. Purchases may not exceed 30% of the portfolio. Section 12.0 of this policy applies with respect to issuer-concentration limits.

8.1.9 Repurchase Agreements with a maximum maturity of one year. Repurchase Agreements will only be with primary dealers of the Federal Reserve Bank of New York, and who have long-term debt rated in the "AAA" or "AA" categories of Moody's Investors Service, Inc. or S&P Global Ratings. Investments will be collateralized as specified in paragraph 9.0 of this Investment Policy. Section 12.0 of this policy applies with respect to issuer-concentration limits.

8.1.10 Money Market Funds registered under the Investment Company Act of 1940 which (1) are "no-load" (meaning no commission or fee shall be charged on purchases or sales of shares); (2) have a constant daily net asset value per share of $1.00; (3) invest only in the securities and obligations authorized in this investment policy and (4) have a rating of at least two of the following: AAAm by S&P Global Ratings, Aaa by Moody's or AAA/V1+ by Fitch. The aggregate investment in money market funds

shall not exceed 20% of the City's total portfolio. Section 12.0 of this policy applies with respect to issuer-concentration limits.

8.1.11 County Pooled Investment Funds in accordance with the laws and regulations governing those Funds and State law (GC 53684).

8.1.12 State of California pooled "Local Agency Investment Fund" in accordance with the laws and regulations governing those Funds and State law (GC 16429.1 et seq.).

8.1.13 Insured deposits: Deposits not exceeding $250,000 shall be permitted only in those nationally or state-chartered banks, savings or federal associations, or state or federal credit unions that are active members of the Federal Deposit Insurance Corporation (FDIC) and provided that the final maturity does not exceed five (5) years from date of purchase. Section 12.0 of this policy applies with respect to issuer-concentration limits.

8.1.14 The "Sweep" account for the overnight investment of idle funds shall be subject to this policy.

8.1.15 City of Moorpark bonds, or bonds issued by its related entities for which the members of the City Council serve as the legislative body, provided that the stated final maturity of such security does not exceed five (5) years from the date of purchase. Section 12.0 of this policy applies with respect to issuer-concentration limits.

8.1.16 Registered state warrants, treasury notes or bonds of the State of California. Registered treasury notes or bonds from any of the remaining 49 States. The stated final maturity of such security shall not exceed five (5) years from the date of purchase. Rated in the rating category of "A-" or "A-1" or better of Moody's Investors Service, Inc. or Standard & Poor's (S&P) Global Ratings. Section 12.0 of this policy applies with respect to issuer-concentration limits.

8.1.17 Bonds, notes, warrants, or other indebtedness of any local government agency within California. The stated final maturity of such security shall not exceed five (5) years from the date of purchase. Rated in the rating category of "A-" or "A-1" or better of Moody's Investors Service, Inc. or S&P Global Ratings. Section 12.0 of this policy applies with respect to issuer-concentration limits.

8.1.18 Supranational Organizations Securities, Limited to United States dollar denominated senior unsecured unsubordinated obligations issued or unconditionally guaranteed by: International Bank for Reconstruction and Development (IBRD), International Finance Corporation (IFC), and

Inter-American Development Bank (IADB). The stated final maturity of such security shall not exceed five (5) years from the date of purchase. Rated in the rating category of "AA" or its equivalent or higher by a nationally recognized rating agency. Purchases may not exceed 30% of the portfolio. Section 12.0 of this policy applies with respect to issuer-concentration limits.

8.2 Investments held separately. Investments of bond funds will be made in conformance with the trust indenture for each issue. Such investments will be held separately when required.

9.0 Collateralization. Investments in time certificates of deposit shall be fully insured for the entire term of the certificate by the Federal Deposit Insurance Corporation (FDIC). The FDIC limit has been established by the Congress at $250,000.00. Investments in time certificates of deposit, or deposits not insured in accordance with Section 8.1.13 of this policy, in excess of the limit shall be properly collateralized in accordance with California Government Code Section 53630 et seq. (constituting Article 2 of Chapter 4 of Part 1 of Division 2 of Title 5 of the California Government Code). Without limiting the foregoing, Section 53652 of the California Government Code requires that the depository pledge securities with a market value of at least 10% in excess of the City's deposit as collateral in government securities, and 50% in excess of the deposit as collateral in mortgage pools. Section 53649 of the California Government Code specifies that the City Treasurer is responsible for entering into deposit contracts with each depository.

Investments in repurchase agreements must also be collateralized. In order to anticipate market changes and provide a level of security for all funds, the collateralization level will be 102% or greater of market value of principal and accrued interest.

10.0 Unauthorized Investments/Investment Activities. Section 53601.6 of the California Government Code prohibits the following investments: inverse floaters, range notes, or mortgage-derived, interest-only strips.

10.1 No investment will be made that has either (1) an embedded option or characteristic which could result in a loss of principal if the investment is held to maturity, or (2) an embedded option or characteristic which could seriously limit accrual rates or which could result in zero accrual periods.

10.2 No investment will be made that could cause the portfolio to be leveraged.

11.0 Investment Strategy.

11.1 Pooled Investments. A buy and hold strategy will generally be followed; that is, pooled investments once made will usually be held until maturity. A buy and hold strategy will result in unrealized gains or losses as market interest rates

fall or rise from the coupon rate of the investment. Unrealized gains or losses, however, will diminish as the maturity dates of the investments are approached or as market interest rates move closer to the coupon rate of the investment. A buy and hold strategy requires that the portfolio be kept sufficiently liquid to preclude the undesirable sale of investments prior to maturity. Occasionally, the City Treasurer may find it advantageous to sell an investment prior to maturity, but this should be only on an exception basis and only when it is clearly favorable to do so.

11.2 Investments held separately. Investments held separately for bond proceeds will follow the trust indenture for each issue.

12.0 Diversification. To the extent feasible the portfolio will be diversified to avoid incurring unreasonable and avoidable risks regarding specific security types or individual financial institutions. In addition to the limitations on specific security types indicated in Section 8.0 of this Investment Policy, and with the exception of U.S. Treasury/Federal agency securities and authorized pools, for each type of investment, no more than five percent (5%) of the City's portfolio will be placed with a single issuer.

13.0 Maximum Maturities. To the extent possible, the City will attempt to match its investments with anticipated cash flow requirements. Unless matched to a specific cash flow, the City will not directly invest in securities with a final stated maturity date of more than five (5) years from the date of purchase settlement. The intent to invest in securities with longer maturities shall be disclosed in writing to the City Council.

13.1 Callable investments will be recorded at their maturity dates.

13.2 Investments Held Separately. Maturities for investments held separately will conform to the trust indenture for each issue.

14.0 Selection of Financial Institutions and Broker/Dealers. Investments shall be purchased only through well established, financially sound institutions meeting the requirements of California Government Code Sections 53601.5 or 53601.8, as applicable. The City Treasurer shall maintain a list of financial institutions and broker/dealers approved for investment. All financial institutions and broker/dealers who desire to become qualified bidders for investment transactions will be given a copy of the City's Investment Policy, and a return cover letter which must be signed indicating that the investment policy has been read and understood. Qualified financial institutions and broker/dealers must supply the City Treasurer with the following:

14.1 Financial Institutions.

- Current audited financial statements.
- Depository contracts, as appropriate.
- A copy of the latest FDIC call report.
- Proof that commercial banks, savings banks, or savings and loan associations are state or federally chartered.

14.2 Broker/Dealers.

- Current audited financial statements.
- Proof that brokerage firms are members in good standing of a national securities exchange.

15.0 Purchase, Payment, and Delivery. A competitive bid process, when applicable or practical, will be used to place all investment transactions. This does not apply to investment pools. Purchases on margin will not be made. Payment for securities will be done on a Delivery Versus Payment (DVP) basis via the City's custodian. Delivery of securities will be made to the City in accordance with the third party custodial agreement.

16.0 Safekeeping and Custody. All security transactions, including collateral for repurchase agreements, entered into by the City shall be conducted on a delivery-vs.-payment basis. All securities owned by the City will be held by a third-party custodian meeting the requirements of California Government Code Section 53608 and designated by the City Treasurer, and the securities will be evidenced by a monthly statement from the custodian. Collateral for time deposits in savings and loans will be held by the Federal Home Loan Bank of an approved Agent of Depository. Collateral for time deposits in banks will be held in the City's name in the bank's Trust Department or in the Federal Reserve Bank.

17.0 Performance Standard. Investment performance is regularly monitored and evaluated to attain a market-average rate of return throughout budgetary and economic cycles, commensurate with the investment risk constraints and the cash flow needs. The rate of return of the investment portfolio will be based on the maturity value of the investments.

18.0 Reporting. Pursuant to California Government Code Sections 53646(b) and 53607, respectively, City Treasurer may render a quarterly investment report and shall make a monthly transactions report in accordance with subsections 18.1 and 18.2, respectively, below.

18.1 Quarterly Investment Report. Section 53646(b) of the California Government Code allows a quarterly investment report be submitted to the City Council. This quarterly report shall be submitted within 30 days following the end of the quarter covered by the report.

18.1.1 Pooled Investments. The quarterly investment report shall be submitted by the City Treasurer within 30 days following the end of the quarter covered by the report. The quarterly report shall include the following elements:

- Itemized listing of portfolio investments by type, date of maturity, and issuer.
- Par value, dollar amount invested, amortized cost, and current market value as of the date of the report will be given for the total of all securities, investments, and moneys held by the City and its component units. The source of the market values will be cited.
- Investment transactions for the reporting period.
- Statement that the investment portfolio has the ability to meet the City's cash flow demands for the next six (6) months, or an explanation as to why sufficient money shall, or may not be available.
- Statement of compliance of the portfolio with the City's Investment Policy. When applicable, any material exceptions will be noted.

18.1.2 Investments Held Separately. A report of investments held separately may be rendered quarterly within 30 days following the end of the quarter submitted as an exhibit in the City Treasurer's quarterly investment report. The quarterly investment report shall contain the information required by Section 53646 when available.

18.2 Monthly Transactions Reports. Section 53607 of the California Government Code states that the authority of City Council to invest or to reinvest funds of the City, or to sell or exchange securities so purchased, may be delegated for a one-year period by the City Council to the City Treasurer, who shall thereafter assume full responsibility for those transactions until the delegation of authority is revoked or expires, and shall make a monthly report of those transactions to the City Council.

19.0 Short-term Borrowing. The City is permitted by law to borrow money to meet current short-term cash flow needs. These needs may arise either because projected cash disbursements exceed projected cash receipts, or because the City's cash accounts may be temporarily overdrawn due to the efforts to invest 100% of inactive funds at all times. To provide for these contingencies the City Treasurer is authorized to take the following actions, in each instance subject to compliance with applicable California law authorizing and establishing limitations on such borrowings:

19.1 Short-term Loan. When there is a shortfall between projected cash revenues and projected cash disbursements, the City Treasurer will secure a loan in the amount that would equal the cash deficit plus projected cash disbursements for one month. Any such loan will be repaid within one year.

19.2 Line of Credit. The City Treasurer may maintain a line of credit with the City's bank in an amount to cover sums temporarily overdrawn because of efforts to invest all inactive funds at all times.

20.0 Exceptions. Occasionally, exceptions to some of the requirements specified in this Investment Policy may occur for pooled investments because of events subsequent to the purchase of investment instruments, e.g. the rating of a corporate note held in the portfolio is downgraded below an "AA" rating, or total assets in the portfolio decline causing the percentage invested in corporate notes to rise above 30%.

State law is silent as to how exceptions should be corrected. Exceptions may be temporary or more lasting; they may be self-correcting or require specific action. If specific action is required, the City Treasurer should determine the course of action that would correct exceptions to move the portfolio into compliance with State and City requirements. Decisions to correct exceptions should not expose the assets of the portfolio to undue risk, and should not impair the meeting of financial obligations as they fall due. Any subsequent investments should not extend existing exceptions.

21.0 Internal Control. The City Treasurer shall establish an annual process of independent review by an external auditor. This review will provide internal control by assuring compliance with policies and procedures.

22.0 Investment Policy Adoption. California Government Code § 53646(a)(2) states that a City Treasurer may annually render to the City Council a statement of investment policy, which shall consider at a public meeting. Any change in the policy shall also be considered by the City Council at a public meeting.

23.0 Social Responsibility. Investments in corporate securities and depository institutions shall be made in compliance with socially responsible goals to the extent that such investments achieve substantially equivalent safety, liquidity and yield compared to investments permitted by state law. Investments are to be made that will bear in mind the responsibility of city government to its citizens. Investments that support community well-being; promote equality of rights regardless of sex, race, age, disability or sexual orientation; and promote community economic development, positive impact on the environment, fair workplace practices, robust corporate governance, high product integrity and positive community involvement will be given consideration.

INVESTMENT POLICY

GLOSSARY

Administrator of Local Agency Security: The State office or entity designated by California Government Code Section 53661 from time to time to approve and authorize "agents of depositories" to hold securities that secure and collateralize local agency deposits. Currently, the "Administrator of Local Agency Security" is the California Commissioner of Business Oversight.

Agent of Depository: Any one of the following entities that is duly authorized pursuant to California Government Code Section 53657 and by the Administrator of Local Agency Security to hold securities that secure and collateralize a local agency's deposits, as more specifically designated by the local agency's treasurer in the applicable contract for deposit of the local agency's funds under California Government Code Section 53649: a trust company located within the State of California, the trust department of a bank located in the State of California, or the Federal Home Loan Bank of San Francisco.

Amortized Cost: The cost of investments adjusted for amortized premiums and discounts. Amortized cost is used to maintain comparability with market value.

Arbitrage Regulation: The law to control the use of profit making by purchasing securities on one market for immediate resale on another in order to profit from a price difference.

Ask: The price at which securities are offered.

Bankers' Acceptances (BA): A time draft of invested funds that have been drawn on and accepted for repayment by a bank. By accepting the draft (investment of City funds), the bank is liable for the payment at maturity. The credit worthiness of Bankers' Acceptances is enhanced because they are secured by the issuing bank, the goods themselves, and the importer. This financial instrument is short-term, not more than 180 days and is sold on a discounted basis.

Bear Market: A period of generally pessimistic attitudes and declining market prices.

Bid: The price offered for securities.

Bond: An interest-bearing security issued by a corporation, government, governmental agency or other body, which can be executed through a bank or trust company. A bond is a form of debt with an interest rate, maturity, and face value, and is usually secured by specific assets. Most bonds have a maturity of greater than one year, and generally pay interest semiannually.

Bond Indenture: Written agreement specifying the terms and conditions for issuing bonds, including; the form of the bond, the maturity date and payment schedule with interest rate, call provisions and protective covenants, if any, collateral pledged, and other terms. Obligations of the bond issuer are identified as well as the trustee's responsibility for ensuring that interest payments are made to registered bondholders.

Bond Rating: The classification of a bond's investment quality.

Book Value: A term synonymous with amortized cost.

Broker: A broker brings buyers and sellers together for a commission paid by the initiator of the transaction or by both sides; a broker does not position. In the money market, brokers are active in markets, in which banks buy and sell money, and in inter-dealer markets.

Bull Market: A period of generally optimistic attitudes and increasing market prices.

Bullet Bond: A debt instrument whose entire face value is paid at once on the maturity date. Bullet bonds are non-callable. Bullet bonds cannot be redeemed early by an issuer, so they pay a relatively low rate of interest because of the issuer's exposure to interest-rate risk. Both corporations and governments issue bullet bonds, and bullet bonds come in a variety of maturities, from short- to long-term.

Buy and Hold: Management strategy in which the intent is to hold each security until maturity.

Callable Bond: A bond that can be redeemed by the issuer prior to its maturity. Sometimes, a premium is paid to the bond owner when the bond is called. It is also known as a "redeemable bond." The main cause of a "call" is a decline in interest rates. If interest rates have declined since an issuer first issued the bonds, it will likely want to refinance this debt at a lower rate of interest. In this case, the issuer will "call" its current bonds and issue replacement bonds at a lower rate of interest.

Certificate of Deposit (CD): A time deposit with a specific maturity and interest rate evidenced by a certificate. Maturities range from a few weeks to several years. Interest rates are set by competitive forces in the marketplace. There is a penalty for early withdrawal. CD's in large denominations are typically negotiable.

Collateralization: Refers to securities pledged by a bank to secure deposits of public monies. Also refers to evidence of deposit or other property that a borrower pledges to secure repayment of a loan.

Commercial Book-Entry: The commercial book-entry system is operated by the Federal Reserve Banks in their capacity as fiscal agents of the Treasury. Investors who maintain their securities in this system generally have purchased their securities through a financial institution or a government securities broker or dealer. These securities are

recorded in the commercial book-entry system as book-entry issues held for the account of a depository institution. The depository institution (e.g., bank, brokerage firm or securities clearance organization) maintains records identifying the owners of securities held in its account in the system.

Commercial Paper: A short-term IOU, or unsecured money market obligation, issued by prime rated commercial firms and financial companies, with maturities from two (2) days up to 270 days. A promissory note of the issuer used to finance current obligations, and is a negotiable instrument. The notes are typically in minimum denominations starting at $100,000.00 to comply with criteria for exemption from registration under federal securities laws.
Commission: The broker's or agent's fee for purchasing or selling securities for a client.

Coupon: The annual rate of interest that a bond's issuer promises to pay the bondholder on the bond's face value or a certificate attached to a bond evidencing interest due on a payment date.

Dealer: A dealer, as opposed to a broker, acts as a principal in all transactions, buying and selling for their own account.

Debenture: An unsecured bond backed only by the general credit of the issuer.

Delivery Versus Payment: There are two methods of delivery of securities: "delivery versus payment" and "delivery versus receipt" (also called free). Delivery versus payment is delivery of securities with an exchange of money for the securities indicating payment is due when the buyer has securities in hand or in book entry.

Discount: The difference between the cost price of a security and its value at maturity when quoted at lower than face value. A security selling below original offering price shortly after sale also is considered to be a discount.

Discount Securities: (1) Non-interest bearing money market instruments that are issued at a discount and redeemed at maturity for full face value, e.g., U.S. Treasury bills; or (2) any security sold below face value and which can be re-sold later at a higher price

Diversification: Dividing investment funds among a variety of securities offering independent returns.

Embedded Option: A statement within the bond structure that gives the issuer a right to perform a specific action in the future and may alter the interest rate earned by the bond. Examples of embedded options include the right of redemption, a put feature, or mortgage prepayment rights in a mortgage-backed security.

Federal Credit Agencies: Agencies of the Federal government set up to supply credit to various classes of institutions and individuals, e.g., small business firms, farmers,

farm cooperatives, and exporters. These are securities such as the Federal National Mortgage Association (Fannie Mae), Federal Home Loan Mortgage Corporation (Freddie Mac), Federal Farm Credit Bureau (FFCB), Government National Mortgage Association (GNMA) and the Small Business Administration (SBA).

Federal Funds Rate: The rate of interest at which FED funds are traded. This rate is currently pegged by the Federal Reserve through open market operations.

Federal Open Market Committee: Consists of seven members of the Federal Reserve Board and five of the twelve Federal Reserve Bank Presidents. The President of the New York Federal Reserve Bank is a permanent member while the other Presidents serve on a rotating basis. The Committee periodically meets to set Federal Reserve Guidelines regarding purchases and sales of Government Securities in the open market as a means of influencing the volume of bank credit and money.

Federal Reserve System: The central bank of the United States created by Congress and consisting of a seven member Board of Governors in Washington, D.C., twelve Regional Banks and commercial banks that are members of the system.

Federal Deposit Insurance Corporation (FDIC): A federal agency that insures bank deposits, currently up to $250,000.00 per depositor per insured bank.

Federal Home Loan Banks (FHLB): Eleven regional banks within the Federal Home Loan Bank System, a government sponsored enterprise, that lend to its member financial institutions, which generally consist of thrift institutions, commercial banks, credit unions, insurance companies, and certified community development financial institutions. The Federal Home Loan Banks play a role analogous to that played by the Federal Reserve Banks vis-à-vis member commercial banks.

Fiscal Year: An accounting or tax period comprising any twelve month period. The City's fiscal year begins on July 1.

Interest-Only Strips: Financial instrument where investor receives only the interest, no principal, from a pool of debt instruments such as mortgages, treasuries, or other bonds. Issues are highly interest rate sensitive. Cash flows vary between interest periods. As well, the maturity date may occur earlier than that stated if all loans within the pool are pre-paid. High prepayments on underlying debt instruments can return less to the holder than the dollar amount invested.

Inverse Floater: A bond or note that does not earn a fixed rate of interest. Rather, the interest rate that is earned is tied to a specific interest-rate index identified in the bond/note structure. The interest rate earned by the bond/note will move in the opposite direction of the index, e.g. if market interest rates as measured by the selected index rises, the interest rate earned by the bond/note will decline. An inverse floater increases the market rate risk and modified duration of the investment.

Laddered Portfolio: Bond investment portfolio with securities in each maturity range (e.g. monthly) over a specified period of time (e.g. five years).

Leverage: (1) Investing with borrowed money with the expectation that the interest earned on the investment will exceed the interest paid on the borrowed money; or (2) the use of debt to undertake an investment or project.

Liquidity: A liquid asset is one that can be converted easily and rapidly into cash without a substantial loss of value. In the money market, a security is said to be liquid if the spread between bid and asked price is narrow and reasonable size can be done at those quotes.

Local Agency Investment Fund (LAIF): The State of California Local Agency Investment Fund held in the custody of the State Treasurer for investment and reinvestment, created in 1977 by California Government Code Section 16429.1 to provide an investment alternative for California's local governments and special districts. This is a voluntary investment program offering agencies the opportunity to participate in a major portfolio which daily invests billions of dollars and using the investment expertise of the State Treasurer's Office investment staff, at no additional cost to the taxpayer. Investment in LAIF, considered a short-term investment, is readily available for cash withdrawal on a daily basis.

Market Risk: The risk that market interest rates will rise causing a loss of value in investments held. All investments made by the City involve a degree of market risk. See also "Unrealized Gains (Losses).

Market Value: The price at which a security is trading and could presumably be purchased or sold.

Maturity: The date upon which the principal or stated value of an investment becomes due and payable.

Medium Term Corporate Notes: Corporate notes issued with fixed coupons and maturity. A promissory note of the issuer used to finance current obligations, which is a negotiable instrument.

Modified Duration: A measure of the sensitivity that the value of a fixed-income security has exposure to changes in market rates of interest. Modified duration is the best single measure of a portfolio's or security's exposure to market risk. Modified duration identifies the potential gain/loss in value before the gain/loss actually occurs. It is a prospective measurement, e.g., a modified duration of 1.5 indicates that when and if a 1% change in market interest rates occurs, a 1.5% change in the value of a security will result. Investments with modified durations of one to three are considered to be relatively conservative.

Money Market: The market in which short-term debt instruments (bills, commercial paper, bankers' acceptances, etc.) are issued and traded.

Negotiable Certificates of Deposit (NCD): A certificate of deposit that can be bought and sold on the secondary market prior to maturity. Negotiable certificates of deposit were developed so large deposits ($100,000.00 or more) could be made at a competitive interest rate with some liquidity.

Nominee Name: Registered owner of a stock or bond if different from the beneficial owner, who acts as holder of record for securities and other assets. Typically, this arrangement is done to facilitate the transfer of securities when it is inconvenient to obtain the signature of the real owner, or the actual owner may not wish to be identified. Nominee ownership simplifies the registration and transfer of securities.

Offer: The price asked by the seller of securities. When buying securities you ask for an offer. See Ask and Bid.

Open Market Operations: Purchases and sales of government and certain other securities by the New York Federal Reserve Bank as directed by the Federal Open Market Committee in order to influence the volume of money and credit in the economy. Purchases inject reserves into the bank system and stimulate growth of money and credit; sales have the opposite effect. Open market operations are the Federal Reserve's most important and most flexible monetary policy tool.

Operational Liquidity: To insure that adequate funds are available to meet current obligations without having to sell securities prior to maturity. This dollar amount will be set at a level equal to one and one-half times the City's highest level of liquidity demand within the most recent three year period.

Pooled Investments: Resources grouped for advantage of the participants.

Portfolio: Collection of securities held by an investor.

Primary Dealer: A group of government security dealers that submit daily reports of market activity and positions and monthly financial statements to the Federal Reserve Bank of New York and are subject to its informal oversight. Primary dealers include Securities and Exchange Commission (SEC) registered securities broker-dealers, banks, and a few unregulated firms.

Principal: The face or par value of an instrument.

Prudent Person Rule: An investment standard. In some states the law requires that a fiduciary, such as a trustee, may invest money only in a legal list of securities selected by the state. In other states, the trustee may invest in a security if it is one, which would be bought by a prudent person of discretion and intelligence who is seeking a reasonable income and preservation of capital.

Range Note: Investment whose coupon payment varies (e.g. either 7% or 3%) and is dependent on whether the current benchmark (e.g. 30 year Treasury) falls within a pre-determined range (e.g. between 6.75% and 7.25%).

Rate of Return: The yield obtainable on a security based on its purchase price or its current market price. This may be the amortized yield to maturity on a bond or the current income return.

Rating: The designation used by investors' services to rate the quality of a security's creditworthiness. Moody's ratings range from the highest Aaa, down through Aa, A, Bbb, Ba, B, etc. while S&P's ratings range from the highest AAA, down through AA, A, BBB, BB, B, etc.

Refinancing: Rolling over the principal on securities that have reached maturity or replacing them with the sale of new issues. The object may be to save interest costs or to extend the maturity of the loan.

Repurchase Agreement: A transaction where the seller (bank) agrees to buy back from the buyer (City) the securities at an agreed upon price after a stated period of time.

Reverse Repurchase Agreement: A transaction where the seller (City) agrees to buy back from the buyer (bank) the securities at an agreed upon price after a stated period of time.

Safekeeping: A service to customers rendered by banks for a fee whereby securities and valuables of all types and descriptions are held in the bank's vaults for protection. See Third Party Custodian.

Secondary Market: A market made for the purchase and sale of outstanding issues following the initial distribution.

Securities and Exchange Commission (SEC): Agency created by Congress to protect investor's transactions by administering securities legislation.

SEC Rule 15C3-1: See uniform net capital rule.

Spread: The difference between two figures or percentages. For example, it may be the difference between the bid and asked prices of a quote, or between the amount paid when bought and the amount received when sold.

Structured Notes: Notes issued by Government sponsored enterprises and corporations which have imbedded options in their debt structure (e.g., call features, step-up coupons, floating rate coupons and derivative-based returns). Their market performance is impacted by the fluctuation of interest rates, the volatility of the imbedded

options and shifts in the yield curve. This includes securities from the Federal National Mortgage Association (FNMA) and Federal Home Loan Bank (FHLB).

Supranational: are organizations that provide development financing, advisory and financial services to their member countries to promote political, cultural unity, or economic growth.

Sweep Account: Short-term income account into which all uninvested cash balances from the non-interest bearing checking account are automatically transferred on a daily basis. The sweep is used in conjunction with "zero balance" accounts to maximize investment of idle cash.

Third-Party Custodian: Corporate agent, usually a commercial bank, who, acting as trustee, holds securities under a written agreement for a corporate client and buys and sells securities when instructed. Custody services include securities safekeeping, and collection of dividends and interest. The bank acts only as a transfer agent and makes no buy or sells recommendations.

Treasury Bills: A short-term non-interest bearing security that matures in one year or less and are issued by the U.S. Treasury to finance the national debt. Bills (commonly known as "T" bills) are sold at a discount (a price less than par (face) value) and are paid at par value at maturity. They do not pay interest before maturity. Return is the difference between par and discount price.

Treasury Bonds: Long-term coupon bearing U.S. Treasury securities issued as direct obligations of the U.S. Government and having initial maturities of more than ten years. The bonds pay a fixed rate of interest every six months.

Treasury Notes: Medium term coupon bearing U.S. Treasury securities issued as direct obligations of the U.S. Government. Treasury notes mature in two, three, five, seven, or ten years. The notes pay a fixed rate of interest every six months.

Trustee: A bank designated as the custodian of funds and the official representative for bondholders.

Underwriter: A dealer bank or financial institution which arranges for the sale and distribution of a large batch of securities and assumes the responsibility for paying the net purchase price.

Uniform Net Capital Rule: Securities and Exchange Commission requirement that member firms, as well as non-member broker/dealers in securities, maintain a maximum ratio of indebtedness to liquid capital of 15 to 1: also called net capital ratio. Indebtedness covers all money owed to a firm, including margin loans and commitments to purchase securities, and is one reason new public issues are spread among members of underwriting syndicates. Liquid capital includes cash and assets easily converted into cash.

Unrealized Gains (Losses): Increases (decreases) in the value of investments representing the difference between the amortized cost of the investments and their current market value. Increases (decreases) in value are caused primarily by changes in market interest rates subsequent to purchasing the investments. Increases (decreases) in value indicate two (2) things: 1. The portfolio has a potential gain (loss) in principal if the securities are sold, and 2. The portfolio is over-performing (underperforming) the current market for similar investments. An increase in value indicates the portfolio is earning relatively more interest than current market conditions, and a decrease in value indicates that the portfolio is earning relatively less interest than current market conditions.

U.S. Government Agencies Debt: Instruments issued by various U.S. Government Agencies or U.S. government-sponsored enterprises, most of which are secured only by the credit worthiness of the particular agency.

- U.S. Agency Callable: A callable federal agency or government security gives the issuer of the bond the right (not the obligation) to redeem it at predetermined prices at specified times prior to maturity. Yields on callable bonds tend to be higher than yields on noncallable, "bullet" maturity bonds because the investor must be rewarded for taking the reinvestment risk the issuer will call the bond if interest rates decline, forcing the investor to reinvest the proceeds at lower yields.
- U.S. Agency Bullet: A security issued by various U.S. Government Agency which cannot be "called" back by the issuer. The security is non-callable and therefore the reinvestment risk is zero.

Yield: The rate of annual return on an investment expressed as a percentage. Income yield is calculated by dividing the current dollar income by the current market price for the security. Net yield, or yield to maturity, is the current income minus any premium or plus any discount from par on purchase price, with the adjustment amortized over the period from the date of purchase to the date of maturity of the instrument.

Zero Accrual Periods: A period of time in which an investment accumulates no interest.

STATE OF CALIFORNIA)
COUNTY OF VENTURA) ss.
CITY OF MOORPARK)

I, Ky Spangler, City Clerk of the City of Moorpark, California, do hereby certify under penalty of perjury that the foregoing Resolution No. 2023-4174 was adopted by the City Council of the City of Moorpark at a regular meeting held on the 3rd day of May, 2023, and that the same was adopted by the following vote:

AYES: Councilmembers Castro, Delgado, Groff, Means and Mayor Enegren
NOES: None
ABSENT: None
ABSTAIN: None

WITNESS my hand and the official seal of said City this 4th day of May, 2023.

Ky Spangler, City Clerk
(seal)

F-10 GENERAL FIXED ASSET PROCEDURES

Approved By:	Issued Date:	Revision Date:	Prior Reference:
City Manager	11/24/2021	N/A	MAP CM-72

PURPOSE

To provide the City of Moorpark with a system to safeguard and account for the investment of fixed assets, assign responsibility for custody of said assets, and provision of data for proper management of City assets, including maintenance, insurance, and replacement.

GUIDELINES

1. Fixed assets shall be properly accounted for and used for appropriate City uses. It is the responsibility of the Finance Department to ensure that fixed assets are tagged whenever feasible, inventoried with the assistance of each City Department on a regular basis, and accounted for by fund and asset category. It is the responsibility of each City Department to ensure that proper budgeting and purchasing guidelines are followed and to ensure that fixed assets are inventoried on an annual basis, adequately controlled, and appropriately used for intended purposes. City Departments shall also plan for replacement or disposal as surplus in accordance with the section of this Administrative Policy regarding “Disposition of Assets” and Article V of Chapter 3.04 of Title 3 of the Moorpark Municipal Code.

2. Capital assets include land, improvements to land, easements, buildings, building improvements, vehicles, machinery, equipment, works of art and historical treasures, infrastructure, and all other tangible or intangible assets that are used in operations and that have initial useful life extending beyond a single reporting period.[1]

   Assets owned or, if ownership cannot be established, managed, and maintained by the City shall be capitalized and classified according to the following:

[1] Government Accounting Standards Board Statement (GASB) No. 34, Basic Financial Statements paragraph 19

TYPE	CLASS	CATEGORIES	MINIMUM VALUE FOR CAPITALIZATION
Depreciable	Buildings	Building	$ 10,000
	Improvements	Improvements Other than Buildings	$ 10,000
	Machineries and Equipment	Auto	$ 5,000
		Computer	
		Heavy Truck	
		Licensed Vehicle	
		Light Truck	
		Office Equipment	
		Office Furniture	
		Other Equipment	
		Outdoor	
		Play Equipment	
		Transit	
	Infrastructure	See paragraph 3	$ 100,000
Non Depreciable	Land	Land	n/a
		Rights-of-Way	n/a
	Improvements	Public Art	$ 10,000
	Construction In Progress		$ 10,000
	Machineries and Equipment	Inventory-Non Depreciable	< $5,000

The capital asset value should include incurred costs that can be directly identifiable with the specific asset and may include not only cost of the asset itself, but also any "ancillary charges necessary to place the asset into its intended location and condition for use." Acquisition costs may include legal and title fees, closing costs, appraisal and negotiation fees, surveying fees, land preparation costs, demolition costs, audit and accounting fees, and transportation charges. Donated capital assets should be reported at the estimated fair value at the time of acquisition plus ancillary charges.[2] If the determination of the asset's cost is uncertain, the Finance Director shall make the final decision.

[2] Accounting for Capital Assets A Guide for State and Local Governments, Chapter 4 Capitalizable Costs

Land

The purchase price of land shall include attorney fees, appraisers, financial advisors, and other expenditures necessary to put the land into its intended state of use.

Right-of-Way

An easement for a road granted to the City should be reported at fair value at the time of acquisition from grantor.

Building Improvements Other Than Buildings

Valuation of building improvements other than buildings shall include purchase or construction costs, professional fees of architects, attorneys, appraisers, financial advisors, inspections, payment of damage claims, cost of fixtures attached to a building or other structure, insurance premiums, interest and related costs incurred during the period of construction, and other expenditures necessary to put a building or structure into its intended state of operation.

Public Art

Works of art, historical treasures, monuments, or similar items should be capitalized if they meets the following criteria:

a. The purpose of the collection is display or research.
b. The collection is being adequately maintained.
c. The proceeds from the sale of the collection items must be applied to acquiring new items.

Machinery and Equipment

Valuation of these items in addition to purchase price shall include transportation costs, taxes, installation, or any other expenditure required to place the asset in its intended state of operation.

Infrastructure

Infrastructure assets are defined as “long-lived capital assets that are stationary in nature and normally can be preserved for a significantly greater number of years than most capital assets”.[3] These assets are to be grouped in a network of assets that provide a particular type of service. A subsystem of a network is composed of all assets that make up a similar portion or segment of a network. The City of Moorpark has the following networks and subsystems.

[3] GASB Statement No. 34, paragraph 19

Network	Subsystem
Roadways/Streets	Pavement (AC)
	Curb and Gutter
	Sidewalks
	Traffic Signals
	Traffic Regulatory Signs
	Street Trees
	Bridges
	Parking Lots (pavement)
	Landscaped Medians and Parkways
	Streetlights
Storm Drain System	Pipes
Parks and Recreation	Bike Path

Construction Work in Progress

Construction work in progress shall include temporary capitalization of labor, materials, equipment, and overhead costs of a construction project, which upon project completion is transferred to one or more of the above classifications of assets.

Fixed assets constructed by the City are recorded in the same manner as those acquired by purchase or construction contract. Costs include direct labor and fringe benefits, materials, equipment usage, and overhead attributed directly to the associated cost centers performing the construction. Construction projects underway shall be recorded at the end of each fiscal year under Construction Work in Progress. At the completion of the project, a transfer shall be made from Construction in Progress to the appropriate classifications.

Additions or Betterments

All additions and betterments to an existing fixed asset shall be capitalized at cost and included in fixed asset records if the cost meets the minimum value for capitalization (i.e., $5,000 for office furniture and equipment). An addition refers to a physical extension of an existing asset or the acquisition of an entirely new unit which does not merely replace one of similar function or value. A betterment exists when a part of an existing asset is replaced by another, and the replacement provides a significant increase in the useful life or value of the property. An alteration is a change in the physical structure or arrangement of an existing fixed asset, the cost of which should be capitalized.

Maintenance costs shall not be included in fixed assets and are generally recognized as those expenditures necessary to keep an asset in its intended operational condition and does not materially increase the value or physical properties of the asset.

Due to the fine differentiation often occurring between expenditures for maintenance, alterations, additions and betterments, such transactions shall be reviewed by the Finance Director or designee for final classification. In addition, a complete listing of "betterments and additions" will be provided annually to Department Heads of the affected City Departments and the City Manager for review before the Finance Department runs the annual depreciation.

3. Assets below the minimum threshold that are susceptible to theft are considered immaterial for purposes of financial reporting. The Finance Department may decide to issue an asset tag and add the item as non-depreciable inventory. However, the custodian department will affix the asset tag and will be responsible for the maintenance and safekeeping of the asset. The custodian department shall notify the Finance Department of any changes to the asset status.

   The purpose of tagging an asset includes but is not limited to the following:

   a. To provide accountability for assets, ensuring each asset assigned to a department is controlled and accounted for by a specific department/person
   b. To support inventory control
   c. To help determine asset replacement cost and life
   d. To provide auditors with a mechanism to verify the City's control of capital assets and to provide an accurate account of the City's capital expenditures

4. All City-owned fixed assets that require insurance coverage shall be properly placed on the City's insurance policy before being put into operation. The designated Risk Manager reviews and discusses with Finance the applicable fixed assets that shall be insured. The initial value of the asset intended to be insured shall be recognized at acquisition cost, including ancillary costs such as design engineering, construction management, inspection, permits, insurance, freight, legal fees, etc.

   The City's Risk Manager works with the California Joint Powers Insurance Authority (CJPIA) and the Finance Department in updating the value of items insured (i.e., applying a CPI increase to existing asset values to obtain a current replacement cost). Alternative resources for updating the values for insured assets include hiring an appraiser for valuing buildings and properties, and the Kelly Blue Book for updating vehicle values.

5. Each department is responsible for maintaining a list of assigned fixed assets acquired by the department. The list must also include when the asset was acquired. The department must safeguard the asset until it is disposed of in accordance with this Administrative Policy. All fixed assets acquired by a City Department shall be entered on the department's fixed asset inventory list, even though most assets with an acquisition value of less than $5,000 will not be recorded or tagged by the Finance Department.

   Each City Department's fixed asset inventory list shall include the date the asset was acquired, manner of acquisition, cost or acquisition value, and description of the asset.

Additionally, each City Department is responsible for conducting an annual asset inventory and an update to its fixed asset inventory list annually as of June 30 starting June 30, 2021.

The annual asset inventory procedure of each City Department shall include the following steps:

a. Reconciliation: Staff shall reconcile the department's fixed asset inventory list with the Fixed Asset Records in the financial system for any fixed assets with a minimum value of $5,000 and any other assets determined by the Finance Department to be recorded and reconciled in the financial system in accordance with this Administrative Policy.

b. Additions: Confirming that all new fixed assets acquired during the fiscal year with a minimum value of $5,000 are included in the Fixed Asset Records maintained by the Finance Department.

c. Deletions and Impaired Assets: Assuring that all damaged, obsolete, otherwise impaired, or sold fixed assets are removed from the Fixed Asset Records maintained by the Finance Department.

   A capital asset is considered impaired when its service utility has declined significantly and unexpectedly. Events or changes in circumstances that may be indicative of impairment include evidence of physical damage, enactment or approval of laws or regulations, changes in environmental factors, technological changes or evidence of obsolescence, changes in the manner or duration of use of a capital asset, and construction stoppage.

   When the Department Head or designee determines that specific assets or surplus are of minimal value to the City due to spoilage, obsolescence, other causes, or where the cost of disposal of such assets or surplus would exceed the recovery value, the Department Head or designee shall dispose of the surplus in accordance with the section of this Administrative Policy regarding "Disposition of Assets" and Article V of Chapter 3.04 of Title 3 of the Moorpark Municipal Code.

   Any proceeds from the sale of disposed asset shall revert to the fund from which the asset was financed from.

d. Physical Inventory: All City Departments are responsible for performing an annual physical inventory of all fixed assets on prescribed forms or within a manner provided by the Finance Department. Each department will be responsible for locating and confirming all fixed assets under their control from an inventory list provided by Finance. Assets not accounted for in the inventory shall be removed from the fixed asset records after the proper procedures have been completed, including reporting the missing or stolen items to the Finance Department.

Every year, the Finance Department will perform randomized audits of the City Departments' fixed asset inventory lists for accuracy, including physical counts of fixed assets, especially removable equipment items, and comparison of the physical counts to the Fixed Asset Records maintained by the Finance Department.

6. Depreciation of fixed assets shall be on a straight-line basis based on the estimated useful life of the asset and in accordance with Generally Accepted Accounting Principles (GAAP). Below is a listing of the City's fixed assets category description and its estimated useful lives.

Category	Useful Life	
	In Years	In Months
Building	50	600
Improvements Other than Building	25	300
Office Furniture	20	240
Outdoor/Playground/Other Equipment	20	240
Office Equipment	10	120
Transit Vehicle	10	120
Automobile/Light Truck/Heavy Truck/Licensed Vehicle	8	96
Computer	3	36
Roadways/Streets		
Bridges	100	1200
Sidewalks, Curbs & Gutters	50	600
Landscaped Medians & Parkways	50	600
Streetlights	50	600
Pavement/Parking Lots	30	360
Traffic Signals	25	300
Traffic Regulatory Signs	7	84
Street Trees	n/a	n/a

Storm Drain System		
Concrete Channels/Culverts/Pipes	100	1200
Concrete Inlets/Outlets	100	1200
Polyvinyl Chloride (PVC) Pipes	50	600
Lift Stations	25	300
Corrugated Metal Pipe (CMP) Pipelines	20	240
Bike Path	50	600
Land Network		
Land	n/a	n/a
Right-of-Way	n/a	n/a
Construction In Progress	n/a	n/a

PROCEDURES

1. Additions: Purchasing or custodian department shall complete the Fixed Asset Form **(Exhibit A)** and the department shall submit the form to the Finance Department as soon as the asset is received, but no later than 14 days after it has been placed in operation. When practicable before an asset is put to use, pre-numbered asset tags shall be assigned and tracked by the Finance Department.

   Thirty (30) days following the fiscal year end, the fleet manager shall provide to the Finance Department an updated Fleet Vehicle Schedule as of June 30.

   If a completed Capital Improvement Project (CIP) qualifies as an Infrastructure asset, the responsible Department shall complete the GASB 34 Infrastructure Inventory Valuation Form **(Exhibit B)**.

2. Recording: On an annual basis, the Finance Department shall reconcile the fiscal year's capital expenditures and determine capitalization according to the guidelines set forth in this Administrative Policy. All qualifying assets shall be recorded in the Fixed Asset module of the financial system using the Asset Identification (Asset ID). When applicable, the Asset ID shall be the same as the pre-numbered asset tag. Otherwise, the Asset ID shall be assigned using the established alpha-numeric naming convention in that category and/or location.

   Each asset record shall include the following information:

   - Asset ID
   - Asset Description
   - Department (custodian)
   - Class
   - Category
   - Location

- Tag Number (If applicable for vehicles, use License Plate number)
- Serial Number (For land, use Assessor Parcel Number; for vehicles, use VIN.)
- Year (if applicable)
- Manufacturer
- Model
- Unit
- Acquisition Method (Constructed, Donated, Incorporation, or Purchased)
- Date Acquired
- Original Cost
- Improvement Cost (if applicable)
- Vendor
- Invoice Number
- Purchase Order Number
- Payment Number
- Depreciable Asset (Yes or No)
- Method of Depreciation
- Original Life (in months)
- Funding Source
- Reporting Agency (City, SARA, MWPRCA)
- Depreciation Function
  (General Government, Public Safety, Public Service, Parks & Recreation, or Streets)

The Finance Department shall analyze the Capital Improvement Project (CIP) expenditures and update the Schedule of Construction In Progress to reflect the fiscal year's project expenditures. The Finance Department shall confirm the project status with the responsible Department. If the CIP is deemed completed, the Finance Department will determine the classification, valuation, and depreciation according to the guidelines set forth in this Administrative Policy.

3. Disposition: All items sold, traded in, scrapped, abandoned, or in any way removed from service are classified as disposals. All departments shall use the General Fixed Asset Disposition Form **(Exhibit C)** to dispose of assets. This form shall be forwarded to the Finance Department after obtaining all approvals from the Department Head and the City Manager. The Finance Department will proceed with disposing of the surplus item by sales or by methods which provide the maximum return to the City. No City officer or employee shall purchase surplus City property. These procedures shall conform to the Moorpark Municipal Code, Chapter 3.04, Article V, "Surplus Supplies and Equipment" and any amendatory or supplementary provisions of this code.

   The Finance Department shall process the necessary transaction to update the Fixed Asset module of the financial system to reflect the disposition.

4. Transfer: Transfer of assets between departments or divisions shall be acknowledged in writing by the two Department Heads involved and approved by the City Manager. An Equipment Transfer Form **(Exhibit A)** or Surplus Property Transfer Form **(Exhibit B)** shall be used to transfer an asset to another department, division, or account. The Finance Department shall amend the Fixed Asset Records accordingly upon receipt of the approved transfer request.

   Copies of fixed asset records shall be distributed annually to departments charged with custodial responsibility for control purposes.

5. Depreciation: After all acquisitions have been added and all disposals have been removed from the Fixed Asset module in the financial system, the Finance Department shall complete the Depreciation Process in the financial system and shall record the necessary depreciation expense and accumulated depreciation entries for specific funds.

   Replacement costs of infrastructure items shall be calculated based on the average annual percentage change of the Construction Cost Index (CCI) in the Los Angeles Area as published by Engineering News Record.

RESOLUTION NO. 2022-4097

A RESOLUTION OF THE CITY COUNCIL OF THE CITY OF MOORPARK, CALIFORNIA, ADOPTING REVISED COUNCIL POLICIES AND RESCINDING RESOLUTION NO. 2022-4076

WHEREAS, the City Council has directed that its policies be compiled and adopted in one resolution; and

WHEREAS, the City Council adopted Policies Resolution No. 2022-4076 on February 16, 2022, and at the regular May 18, 2022 City Council meeting, the Council considered a revised Policies Resolution incorporating amended policies as described in the agenda report; and

WHEREAS, Policies Resolution No. 2022-4076 is proposed to be rescinded and an updated Policies Resolution adopted; and

WHEREAS, the index for the updated City Council Policies Resolution is as follows:

SECTION 1. POLICIES APPLICABLE TO CITY COUNCIL OR CITY COUNCIL CANDIDATES

Policy 1.1: Information to be Provided to Official City Council Candidates (Councilmember and Mayor)
Policy 1.2: City Council Standing Committees
Policy 1.3: City Council Comments on Development Projects before the Planning Commission
Policy 1.4: City Council Use of City Website
Policy 1.5: City Council Use of City Computers and City Email Accounts for all City Business Communications
Policy 1.6: City Council Credit Card Use
Policy 1.7: City Council Use of City Pool Vehicles
Policy 1.8: City Council Cellular Telephone
Policy 1.9: City Council Completion of City Manager Evaluation
Policy 1.10: City Council Identification Badges and Picture Identification Card
Policy 1.11: City Council Restrictions on the Use of Mass Mailings
Policy 1.12: City Councilmember and Office of Mayor Candidates Campaign Advertising Prohibited in Any City Sponsored Publication
Policy 1.13 City Council Meeting, Training, and Conference, Expense Reimbursement

SECTION 2. POLICIES ADMINISTERED BY THE CITY MANAGER'S OFFICE/CITY CLERK

Policy 2.1: City Clerk Records Destruction Approval Authority
Policy 2.2: Advertising and Appointment Procedures for Appointments to Boards, Commissions, and Committees
Policy 2.3: Reports from Appointees and Mileage Reimbursement for Attendance
Policy 2.4: Ethics Training
Policy 2.5: Conflict of Interest Opinions and Appraisals

Policy 2.6: Policy against Harassment, Discrimination, and Retaliation
Policy 2.7: Drug-Free Workplace
Policy 2.8: Procedure for Filing a Complaint against a City Employee or Contract Staff
Policy 2.9: City Website Content and External Links
Policy 2.10: Gift and Honoraria Regulations for City Employees
Policy 2.11: Employment of Family Members
Policy 2.12 Social Media Use by Members of City Council and City Commissions/Boards

SECTION 3. POLICIES ADMINISTERED BY CITY MANAGER'S OFFICE

Policy 3.1: Authorization for City Manager to Approve Small Claims Court Filing and Civil Compromise for City Claim against Another Party Having a Value Not to Exceed $10,000.00
Policy 3.2: Authorization for City Manager to Approve Reduction and/or Exoneration of a Surety with a Value Not to Exceed $10,000.00
Policy 3.3: Distribution, Use, and Reporting of Tickets or Passes Given to City
Policy 3.4: Right-of-Way Acquisition Process
Policy 3.5: Authorization for City Manager to Approve Employment Agreements and Retirement Incentive or Separation Settlement Agreements
Policy 3.6: Affordable Care Act (ACA) and Safe Harbors

SECTION 4. POLICIES ADMINISTERED BY COMMUNITY DEVELOPMENT DEPARTMENT

Policy 4.1: Temporary Use Permit Fee Waivers
Policy 4.2: Code Compliance Program
Policy 4.3: Street Naming
Policy 4.4: Designation of Community Events per Health and Safety Code Section 113755
Policy 4.5: First-Time Home Buyer Affordable Housing Program

SECTION 5. POLICIES ADMINISTERED BY FINANCE DEPARTMENT

Policy 5.1: Fund Balance Reserve
Policy 5.2: Landscape and Lighting Assessment District Capital Reserve Fund Balance
Policy 5.3: City Treasurer, Investments, and Cash Handling
Policy 5.4: Authorization for Fee Modification and Waiver
Policy 5.5: Fund Balance Reporting as Required by Governmental Accounting Standards Board Statement No. 54 (GASB)
Policy 5.6 Debt Management Policy

SECTION 6. POLICIES ADMINISTERED BY PARKS, RECREATION AND COMMUNITY SERVICES DEPARTMENT

Policy 6.1: Flag Etiquette
Policy 6.2: Park Naming
Policy 6.3: Standards of Conduct for City Recreation Facilities
Policy 6.4: Teen Council
Policy 6.5: Allocation of Park Improvement Fee Payments

category as the original buyer at the time of the initial sale. .

The policy, with its on-going administration and revision from time to time as necessary, is delegated to the Community Development Director.

SECTION 5. POLICIES ADMINISTERED BY FINANCE DEPARTMENT

Policy 5.1: Fund Balance Reserve

Fiscal stability is an important factor to any city. Sound financial management includes the practice and discipline of maintaining adequate reserve funds for known and unknown contingencies. Such contingencies and occurrences include, but are not limited to:

- Cash flow requirements
- Economic uncertainties and other financial hardships or downturns in the local, state or national economy
- Local disasters or catastrophic events
- Loss of major revenue source
- Unanticipated operating or capital expenditures
- Capital asset and infrastructure repair and replacement

The establishment of prudent financial reserve policies is important to ensure the long-term financial health of the City.

The City will fund annually, to the extent of available General Fund unassigned budgetary surplus, and endeavor to maintain a General Fund committed fund balance for an Emergency/Contingency reserve in the minimum amount of 20% of adopted budget expenditures, plus a minimum General Fund unassigned fund balance of $1 million. Additionally, an Economic Uncertainty reserve will also be funded in General Fund committed fund balance to help provide resources to minimize service disruption in the event of fiscal stress such as unexpected revenue shortfalls or unpredicted one-time expenditures or operating changes that occur outside of the planned annual budget. Reserves shall not normally be applied to recurring annual operating expenditures. This fund will provide the City resources to weather short-term and other cyclical revenue downturns while avoiding large variations in taxes and fees or variations in the type and quality of municipal services provided. The amount of the Economic Uncertainty fund shall be a minimum of $1 million. Funding the Economic Uncertainty reserve can only be appropriated and used for budgetary purposes by an affirmative vote of the City Council. The Emergency/Contingency reserve will be maintained for the purpose of minimizing the financial impact or quickly respond to unexpected situations such as local event or natural disaster or declared emergency and/or claims which will not be reimbursable from insurance or Federal, State or County Government. The $1 million of General Fund unassigned fund balance may be used for budget adjustments during the fiscal year and/or Economic Uncertainty reserve replenishment, as recommended by the City Manager from time to time.

Reserve levels will be adjusted annually in accordance with this policy. Annually, in conjunction with the year-end analysis and preparation of the City's Annual Comprehensive

Financial Report (ACFR) for a completed fiscal year, any remaining General Fund unassigned fund balance from that fiscal year shall be applied as follows, in order of priority: (1) if needed, to increase the fund balance of the Emergency/Contingency Reserve to 20% of the subsequent fiscal year's adopted budget expenditures; (2) if needed, to reserve or replenish General Fund Economic Uncertainty to $1 million; (3) if needed, to reserve or replenish General Fund unassigned fund balance to $1 million; (4) to pay down Unfunded Accrued Liability (UAL), if any, with respect to the City's pension plans in an effort to maintain a minimum of 95% funding; and (5) to pay down UAL, if any, with respect to the City's Other Post-Employment Benefits (OPEB) plan (i.e., post-employment healthcare plan) in an effort to maintain a minimum of 95% funding.

Annually, any excess General Fund unassigned fund balance remaining after the four items required by the immediately preceding paragraph above have been fully funded will be transferred to the Special Projects Fund. Pursuant to California Government Code Section 53647, interest generated from the Special Projects Fund will be posted to the General Fund as interest income, which is vital to the City's General Fund operating budget. The Special Projects Fund will be used to maintain and build new projects including major rehabilitation of streets, parks and facilities (e.g. Construction of Civic Center Complex, Moorpark Library, Street Capital Improvement Projects, etc.). These funds may also be used for any other purpose as deemed appropriate by the City Council by a separate vote.

Grant Funds

Most grant awards are reimbursement, whereby the City spends the money first and applies for reimbursement from the granting agency. The City usually has a negative fund balance in the grant funds until the grant money is actually received. Therefore, there is no minimum reserve requirement for grant funds. Grant funds shall be used to procure materials, supplies, and capital as may be permitted by the grant rules. No recurring costs shall be funded by a grant unless the City Council pre-approves the recurring costs.

All Other Funds

Except as otherwise described above, the City will maintain a minimum reserve of 10% of the annual revenue in each fund. Annual revenue is calculated based on the average of the three prior year's revenue for the fund.

Policy 5.2: Landscape and Lighting Assessment District (LLAD)

Operational and Capital Improvements Reserve Fund Balance

The Finance Director or his/her designee shall work with the responsible department head and assessment engineer to calculate annual operating costs and the Operational Reserves and Capital Improvements Reserve fund balances for each landscape and lighting assessment district in conjunction with preparation of the City's annual fiscal year budget. The Operational Reserves fund balances for each landscape and lighting assessment district ("LLAD") shall not exceed the estimated costs of maintenance and servicing to December 10 of the fiscal year, or approximately fifty percent (50%) of the annual estimated costs of each LLAD, or whenever the City expects to receive its

apportionment of special assessments and tax collections from the county, whichever is later. The Capital Improvements Reserves fund balances shall be maintained for each LLAD to ensure sufficient operational available funding (i.e. cash flow) and to cover replacement costs for capital assets including, but not limited to, landscape materials, irrigation equipment, hardscape, walls, ornamental structures, trails, drainage facilities, fencing, decorative lighting, and project signage. Contributions to the Capital Improvements Reserves fund balances shall be calculated in conformance with the adopted LLAD Capital Improvements Reserves Fund Study ("Study") with an annual increase of 2.5% over the useful life of such improvements as specified in the Study. The Study shall be re-evaluated every 15 years, or sooner at the discretion of the Finance Director.

Funding Annual Deficits

If any LLAD that is subject to fixed maximum assessment rates ends the fiscal year with a deficit fund balance, funds may be transferred from the General Fund or other funds, as approved by the City Council, to restore the LLAD to a zero fund balance. This transfer shall occur in the subsequent fiscal year so as to enable the LLAD to begin the fiscal year with a zero fund balance.

Policy 5.3: City Treasurer, Investments, and Cash Handling

The City Treasurer is charged with depositing, disbursing, safekeeping, and investing all public funds of the City (including the Successor Agency to the Redevelopment Agency of the City of Moorpark and the Public Financing Authority). The primary function of the City Treasurer is the safekeeping of City funds: safety, liquidity, and yield. These three objectives are defined in the investment policy. The investment function is controlled by the investment policy, which shall be adopted by the City Council annually.

City Banking

The City Treasurer should go out to bid once every ten years for banking services (City and Successor Agency), custodial services (investments), and broker-dealer services (investments).

Investments

Consistent with applicable State law, the City Council shall adopt an Investment Policy by separate resolution and review and update said policy annually. The Administration, Finance, and Public Safety Committee shall review the Investment Policy resolution on an annual basis prior to consideration by the City Council.

Pursuant to State Government Code Section 53607, the City Council and Successor Agency may delegate for a one-year period authority to the City Treasurer to invest or reinvest City and Successor Agency funds, or to sell or exchange securities so purchased. If such authority is so delegated, the City Treasurer shall thereafter assume full responsibility for those transactions until the delegation of authority is revoked or expires, and shall make a monthly report of those transactions to the City Council and Successor

Agency if applicable. Subject to review, the City Council and Successor Agency may renew the delegation of authority each year. The City Treasurer shall make a quarterly report of those transactions and portfolio holdings, including the information specified in Government Code Section 53046(b) to the City Council, Successor Agency and City Manager. A separate quarterly report shall be provided to the City Council acting as Successor Agency.

Cash Handling

The City Council delegates to the City Treasurer or his/her designee the handling of cash received by City for payment of fees, services, penalties or other such City transactions. The City Treasurer or his/her designee shall prepare written procedures on cash handling and shall provide training for applicable staff. Written procedures may include topics such as checking for counterfeit bills on large denominations, counting back the change to the customer, not accepting foreign currency as payment, and providing receipts to the customer.

Policy 5.4: Authorization for Hardship Fee Modification and Waiver

No payment of a fee, fine, or deposit may be waived, delayed, modified, or adjusted, except as authorized by the City Council in the Municipal Code or resolution establishing the fee, fine, or deposit.

Policy 5.5: Fund Balance Reporting as Required by Governmental Accounting Standards Board Statement No. 54 (GASB 54)

1. The Finance Director is responsible for implementing this policy.

2. Consistent with the Governmental Accounting Standards Board Statement No. 54, "Fund Balance Reporting and Governmental Fund Type Definitions", the City Council has adopted the following method to self-classify fund balances for financial statement reporting purposes:

   A. Committed Fund Balance

   Fund Balance may be committed to specific purposes using the highest level of decision-making authority, the City Council. It is the City Council's policy that commitments of fund balance for a fiscal year must be adopted by resolution prior to fiscal year end, June 30th. Amounts that have been committed by the City Council cannot be used for any other purposes unless the City Council adopts another resolution to remove or change the constraint.

   B. The Classified Fund Balance

   The General Fund balance may be assigned for amounts the City Council intends to use for a specific purpose. It is the City Council's policy that assignments of fund balance for a fiscal year must be approved by the City Council prior to the fiscal year end, June 30th. Any changes to assignments must also be made by the City Council.

It is the City Council's policy to spend Classified Fund Balance in the following order when amounts in more than one classification are available for a particular purpose:

1) Restricted Fund Balance – amounts constrained to specific purpose by their providers through constitutional provisions or enabling legislation. Examples include grants, bond proceeds and pass-through revenue from other levels of government.

2) Committed Fund Balance – amounts constrained to specific purpose by resolution of the City Council.

   The City Council has designated the following Committed Fund Balance: Library Fund (1010) for the purpose of providing library services.

3) Assigned Fund Balance – amounts which are intended to be used for a specific purpose, expressed by the City Council.

   The City Council has designated the following Assigned Fund Balances for the future design and construction of infrastructure improvement projects: Endowment Fund (2018), Capital Projects (3000), City Hall Improvement (3001), Police Facilities (3002), Equipment Replacement (3003), Special Projects (3004), Remaining Bond proceeds (3005), PEG Capital Fund (3006), DDA Settlement (3007), IT Equipment Replacement (3008), Vehicle Replacement (3009), Facilities Replacement (3010), CFD 2004-01 Highland Improvement (6004), SARA 2001 Tax Allocation Bond Proceeds (7103), SARA 2006 Tax Allocation Bond Proceeds (7104).

4) Unassigned Fund Balance – amounts available for any purpose in the General Fund.

Policy 5.6 Debt Management Policy

1. Purpose

The purpose of this Debt Management Policy (Policy) is to establish guidelines and parameters for the effective governance, management and administration of debt and other financing obligations issued by the City of Moorpark (City).

As used in this Policy, "City" shall mean the City. As used in this Policy, "debt" shall be interpreted broadly to mean bonds, notes, certificates of participation, financing leases, or other financing obligations, but the use of such term in this Policy shall be solely for convenience and shall not be interpreted to characterize any such obligation as an indebtedness or debt within the meaning of any constitutional debt limitation where the substance and terms of the obligation comport with exceptions thereto.

2. Background

The City is committed to fiscal sustainability by employing long-term financial planning efforts, maintaining appropriate reserves levels and employing prudent practices in governance, management, budget administration and financial reporting.

Debt levels and their related annual costs are important long-term obligations that must be managed within available resources. A disciplined, thoughtful approach to debt management includes policies that provide guidelines for the City to manage their collective debt program in line with those resources. Therefore, the objective of this policy is to provide written guidelines and restrictions concerning the amount and type of debt and other financing obligations issued by the City and the ongoing management of the debt portfolio.

This Policy is intended to improve the quality of decisions, assist with the determination of the structure of debt issuance, identify policy goals, and demonstrate a commitment to long-term financial planning, including a multi-year capital plan. Adherence to a local debt policy signals to rating agencies and the capital markets that a government is well managed and should meet its obligations in a timely manner.

3. Conditions and Purposes of Debt Issuance

A. Acceptable Conditions for the Use of Debt

The City believes that prudent amounts of debt can be an equitable and cost-effective means of financing major infrastructure and capital project needs of the City. Debt will be considered to finance such projects if:

1) The capital project has been, or will be, included in the City's capital improvement plan or has otherwise been coordinated with the City's planning goals and objectives.

2) The capital project can be financed with debt not exceeding the term specified in Section 5.A. of this Policy, to assure that long-term debt is not issued to finance projects with a short useful life.

3) It is the most cost-effective funding means available to the City, taking into account cash flow needs and other funding alternatives.

4) It is fiscally prudent and meets the guidelines of this Policy. Any consideration of debt financing shall consider financial alternatives, including pay-as-you-go funding, proceeds derived from development or redevelopment of existing land and capital assets owned by the City, and use of existing or future cash reserves, or combinations thereof.

B. Acceptable Uses of Debt and Proceeds of Debt

The primary purpose of debt is to finance one of the following:

1) The City will consider financing for the acquisition, substantial refurbishment, replacement, or expansion of physical assets, including land improvements, for the following purposes:

   a) Acquisition and or improvement of land, right-of-way or long-term easements.

   b) Acquisition of a capital asset with a useful life of 3 or more years.

   c) Construction or reconstruction of a facility.

   d) Although not the primary purpose of the financing effort, project reimbursables that include project planning design, engineering and other preconstruction efforts; project-associated furniture fixtures and equipment; capitalized interest, original issue discount, underwriter's discount, and other costs of issuance.

2) Refunding, refinancing, or restructuring debt (including without limitation the refinancing or advance funding of City pension obligations), subject to refunding objectives and parameters discussed in Section G.

3) In the event of temporary shortfalls in cash flow for City operation costs due to timing of receipt of revenues and the lack of cash on hand to cover the temporary deficit, the City may consider interim or cash flow financing, such as anticipation notes. In compliance with applicable state law, any such notes shall be payable either (i) not later than the last day of the fiscal year in which it is issued, or (ii) during the fiscal year succeeding the fiscal year in which issued, but in no event later than 15 months after the date of issue, and only if such note is payable only from revenue received or accrued during the fiscal year in which it was issued.

C. Prohibited Uses of Debt and Proceeds of Debt

Prohibited uses of debt include the following:

1) Financing of operating costs, except for anticipation notes satisfying the criteria set forth in Section 3.B.3).

2) Debt issuance used to address budgetary deficits.

3) Debt issued for which the term of the debt exceeds the term specified

in Section 5.A. of this Policy.

D. Internal Control Procedures Concerning Use of Proceeds of Debt

One of the City's priorities in the management of debt is to assure that the proceeds of the debt will be directed to the intended use for which the debt has been issued. In furtherance of this priority, the following procedures shall apply:

1) The Finance Director shall retain, for the applicable period specified in Section 8.D. of this Policy, a copy of each annual report filed with the California Debt and Investment Advisory Commission (CDIAC) pursuant to Section 8855(k) of the California Government Code concerning (1) debt authorized during the applicable reporting period (whether issued or not), (2) debt outstanding during the reporting period, and (3) the use during the reporting period of proceeds of issued debt. A copy of the annual report shall be provided to the City Council, City Manager and City Clerk.

2) In connection with the preparation of each annual report to be filed with CDIAC pursuant to Section 8855(k) of the California Government Code, the Finance Director or the designee of the Finance Director shall keep a record of the original intended use for which the debt has been issued, and indicate whether the proceeds spent during the applicable one-year reporting period for such annual report comport with the intended use (at the time of original issuance or as modified pursuant to the following sentence). If a change in intended use has been authorized subsequent to the original issuance of the debt, the Finance Director or the designee of the Finance Director shall indicate in the record when the change in use was authorized and whether the City Council, City Manager, or another City official has authorized the change in intended use. The Finance Director shall report apparent deviations from the intended use in debt proceeds to the City Manager for further discussion, and if the City Manager determines appropriate in consultation with legal counsel (which may be bond counsel, if applicable, or the City Attorney), to the City Council.

3) If the debt has been issued to finance a capital project and the project timeline or scope of project has changed in a way that all or a portion of the debt proceeds cannot be expended on the original project, the Finance Director shall consult with the City Manager and legal counsel (which may be bond counsel, if applicable, or the City Attorney) as to available alternatives for the expenditure of the remaining debt proceeds (including prepayment of the debt). After such consultation, the Finance Director shall seek the direction of the City Council as to an alternative for the expenditure or use of such remaining debt proceeds.

4. Type of Financing Instruments; Affordability and Planning Policies

The City recognizes that there are numerous types of financing structures and funding sources available, each with specific benefits, risks, and costs. All potential funding sources are reviewed by management within the context of this Policy and the overall portfolio to ensure that any financial product or structure is consistent with the City's objectives. Regardless of what financing structure(s) is utilized, due diligence review must be performed for each transaction, including the quantification of potential risks and benefits, and analysis of the impact on City creditworthiness and debt affordability and capacity.

Prior to the issuance of debt or other financing obligations to finance a project, the City will carefully consider the overall long-term affordability of the proposed debt issuance. The City shall not assume more debt or other financing obligations without conducting an objective analysis of the City's ability to assume and support additional debt service payments. The City will consider its long-term revenue and expenditure trends, the impact on operational flexibility and the overall debt burden on the taxpayers. The evaluation process shall include a review of generally accepted measures of affordability and will strive to achieve and or maintain debt levels consistent with its current operating and capital needs.

A. General Fund-Supported Debt

General Fund Supported Debt generally include Certificates of Participation (COPs) and Lease Revenue Bonds (LRBs) which are lease obligations that are secured by an installment sale or by a lease-back arrangement between the City and another public entity. Typically, the City appropriates available General Fund moneys to pay the lease payments to the other public entity and, in turn, the public entity uses such lease payments received to pay debt service on the bonds or Certificates of Participation.

General Fund Supported Debt may also include bonds issued to refund obligations imposed by law, such as judgments (judgment obligation bonds (JOBs)) or unfunded accrued actuarial liabilities for pension plans (pension obligation bonds (POBs)).

These obligations do not constitute indebtedness under the state constitutional debt limitation and, therefore, are not subject to voter approval.

Payments to be made under valid leases are payable only in the year in which use and occupancy of the leased property is available, and lease payments may not be accelerated. Lease financing requires the fair market rental value of the leased property to be equal to or greater than the required debt service or lease payment schedule. The lessee (City) is obligated to include in its Annual Budget and appropriate the rental payments that are due and payable during each fiscal year the lessee has use of the leased property.

The City should strive to maintain its net General Fund-backed annual debt service at or less than 10% of available annually budgeted revenue. This

ratio is defined as the City's annual debt service requirements on General Fund Supported Debt (including, but not limited to, COPs, LRBs, JOBs, and POBs) compared to total annual General Fund Revenues net of interfund transfers.

B. Revenue Bonds

Long-term obligations payable solely from specific special fund sources, in general, are not subject to a debt limitation. Examples of such long-term obligations include those which are payable from a special fund consisting of restricted revenues or user fees (Enterprise Revenues) and revenues derived from the system of which the project being funded is a part.

In determining the affordability of proposed revenue bonds, the City will perform an analysis comparing projected annual net revenues (exclusive of depreciation which is a non-cash related expense) to estimated annual debt service. The City should strive to maintain a coverage ratio of 110% (or such higher coverage ratio included in the City's existing financing documents), using historical and/or projected net revenues to cover annual debt service for bonds. To the extent necessary, the City shall undertake proceedings for a rate increase to cover both operations and debt service costs, and create debt service reserve funds to maintain the required coverage ratio.

C. Special Districts Financing

The City's special districts primarily consist of Community Facilities Districts (CFDs) and 1913/1915 Act Assessment Districts (Assessment Districts). The City will consider requests for special district formation and debt issuance when such requests address a public need or provide a public benefit. Each application will be considered on a case by case basis, and the Finance Department may not recommend a financing if it is determined that the financing could be detrimental to the debt position or the best interests of the City.

D. General Obligation Bonds

Notwithstanding their name, General Obligation Bonds are not general obligations of the City, but instead they are payable from and secured by a dedicated, voter-approved property tax override rate (*i.e.,* a property tax in excess of the 1% basic *ad valorem* property tax rate which has received the approving two-thirds vote of the City's electorate). While the dedicated revenue stream to repay the debt makes General Obligation Bonds an attractive option, additional considerations for this financing mechanism include the time and expense of an election, the possibility that the electorate will not approve the ballot measure, and the legal bonding capacity limit (3.75% of the assessed value of all taxable property within the City as of the adoption date of this Policy).

E. Tax Increment Financing

Tax Increment Financing is payable from and secured by a portion of *ad valorem* property taxes that are allocated to the Successor Agency, an enhanced infrastructure financing district (EIFD), or a community revitalization and investment authority (CRIA) subject to a plan adopted for such entity and the applicable law. While tax increment debt for redevelopment agencies and Successor Agencies is entitled to the benefits of Article XVI, Section 16, of the California Constitution, no similar provision exists for EIFDs and CRIAs at the time of adoption of this Policy. Therefore, when considering EIFD or CRIA financing, debt limit concerns should be analyzed with respect to the proposed structure and taken into account in determining the practical viability of the proposed financing.

F. Conduit Debt

Conduit financing provides for the issuance of securities by a government agency to finance a project of a third party, such as a non-profit organization or other private entity. The City may sponsor conduit financings for those activities that have a general public purpose and are consistent with the City's overall service and policy objectives. Unless a compelling public policy rationale exists, such conduit financings will not in any way pledge the City's faith and credit.

5. Structure of Debt

A. Term of Debt

In keeping with Internal Revenue Service regulations for tax-exempt financing obligations, the weighted average maturity of the debt should not exceed 120 percent of the weighted average economic life of the facilities or projects to be financed, unless specific circumstances exist that would mitigate the extension of time to repay the debt and it would not cause the City to violate any covenants to maintain the tax-exempt status of such debt, if applicable.

B. Rapidity of Debt Payment; Level Payment

To the extent practical, bonds will be amortized on a level repayment basis, and revenue bonds will be amortized on a level repayment basis considering the forecasted available pledged revenues to achieve the lowest rates possible. Bond repayments should not increase on an annual basis in excess of 2% without a dedicated and supporting revenue funding stream.

Accelerated repayment schedules reduce debt burden faster and reduce total borrowing costs. The Finance Department will amortize debt through the most financially advantageous debt structure and to the extent possible, match the City's projected cash flow to the anticipated debt service payments.

"Backloading" of debt service will be considered only when one or more of the following occur:

1) Natural disasters or extraordinary or unanticipated external factors make payments on the debt in early years prohibitive.

2) The benefits derived from the debt issuance can clearly be demonstrated to be greater in the future than in the present.

3) Such structuring is beneficial to the City's aggregate overall debt payment schedule or achieves measurable interest savings.

4) Such structuring will allow debt service to more closely match projected revenues, whether due to lower project revenues during the early years of the project's operation, inflation escalators in the enterprise user rates, or other quantifiable reasons.

C. Serial Bonds, Term Bonds, and Capital Appreciation Bonds

For each issuance, the City will select serial bonds or term bonds, or both. On the occasions where circumstances warrant, Capital Appreciation Bonds (CABs) may be used. The decision to use term, serial, or CAB bonds is driven based on market conditions.

D. Reserve Funds

To the extent a reserve fund provides an economic benefit that offsets the cost of funding the reserve fund, as determined by the Finance Director in consultation with the City's municipal advisor and, if applicable, the underwriter for the bonds, the City may fund a reserve fund for the proposed bonds, up to the maximum amount permitted by applicable law or regulation. Typically, this amount is equal to the least of (i) maximum annual debt service on the bonds, (ii) 10% of the principal amount of the bonds (or 10% of the sale proceeds of the bonds, within the meaning of Section 148 of the federal Internal Revenue Code), or (iii) 125% of average annual debt service on the bonds.

6. Use of Alternative Debt Instruments

Alternative debt instruments and financing structures sometimes can provide a lower cost of borrowing in the short run, but may involve greater medium-term or long-term risk. Due diligence review must be performed for each transaction, including the quantification of potential risks and benefits, analysis of the impact on City creditworthiness and debt affordability and capacity, and an evaluation of the ability of the City to withstand the medium-term or long-term risk attendant to alternative debt instruments, including the feasibility of exit strategies.

A. Variable Rate Debt

Variable rate debt affords the City the potential to achieve a lower cost debt depending on market conditions. However, the City will seek to limit the use of variable-rate debt due to the potential risks of such instruments.

1) Purpose

The City shall consider the use of variable rate debt for the purposes of:

a) Reducing the costs of debt issues.

b) Increasing flexibility for accelerating principal repayment and amortization.

c) Enhancing the management of assets and liabilities (matching short-term "priced debt" with the City's short-term investments).

2) Considerations and Limitations on Variable-Rate Debt

The City may consider the use of all alternative structures and modes of variable rate debt to the extent permissible under State law and will make determinations among different types of modes of variable rate debt based on cost, benefit, and risk factors. The Finance Director shall consider the following factors in considering whether to utilize variable rate debt:

a) With respect to General Fund supported debt, any variable rate debt should not exceed 50% of total City General Fund supported debt.

b) Any variable rate debt should be fully hedged by expected future capital fund reserves or unrestricted General Fund reserve levels, as applicable.

c) Whether interest cost and market conditions (including the shape of the yield curves and relative value considerations) are unfavorable for issuing fixed rate debt.

d) The likelihood of projected debt service savings when comparing the cost of fixed rate bonds.

e) Costs, implementation and administration are quantified and considered.

f) Cost and availability of liquidity facilities (lines of credit necessary for variable rate debt obligations and commercial

paper in the event that the bonds are not successfully remarketed) are quantified and considered.

g) Whether the ability to convert debt to another mode (daily, monthly, fixed) or redeem at par at any time is permitted.

h) Cost and availability of derivative products to hedge interest rate risk.

i) The findings of a thorough risk management assessment.

3) Risk Management

Any issuance of variable rate debt shall require a rigorous risk assessment, including, but not limited to factors discussed in this section. Variable rate debt subjects the City to additional financial risks (relative to fixed rate bonds), including interest rate risk, tax risk, and certain risks related to providing liquidity for certain types of variable rate debt.

The City will properly manage the risks as follows:

a) Interest Rate Risk and Tax Risk – The risk that market interest rates increase on variable-rate debt because of market conditions, changes in taxation of municipal bond interest, or reductions in tax rates. Mitigation – Limit total variable rate exposure per the defined limits, match the variable rate liabilities with short term assets, and/or purchase appropriate derivative products to hedge against the risk (see also Section 6.B below).

b) Liquidity/Remarketing Risk – The risk that holders of variable rate bonds exercise their "put" option, tender their bonds, and the bonds cannot be remarketed requiring the bond liquidity facility provider to repurchase the bonds. This will result in the City paying a higher rate of interest to the facility provider and the potential rapid amortization of the repurchased bonds. Mitigation - Limit total direct variable-rate exposure. Seek liquidity facilities which allow for longer (5-10 years) amortization of any draws on the facility. Endeavor to secure credit support facilities that result in bond ratings of the highest short-term ratings and long-term ratings not less than AA. If the City's bonds are downgraded below these levels (or such other rating levels as provided in the applicable financing documents) as a result of the facility provider's ratings, a replacement provider shall be sought.

c) Liquidity/Rollover Risk – The risk that arises due to the shorter term of most liquidity provider agreements (1-5 years) relative

to the longer-term amortization schedule of the City's variable-rate bonds. Liquidity and rollover risk includes the following risks: (1) the City may incur higher renewal fees when renewal agreements are negotiated, and (2) the liquidity bank market may constrict such that it is difficult to secure third party liquidity at any interest rate. Mitigation – Negotiate longer terms on provider contracts to minimize the number of rollovers.

B. Derivatives

The use of certain derivative products to hedge variable rate debt, such as interest rate swaps, may be considered to the extent the City has such debt outstanding or under consideration. The City will exercise extreme caution in the use of derivative instruments for hedging purposes, and will consider their utilization only when sufficient understanding of the products and sufficient expertise for their appropriate use has been developed. A comprehensive derivative policy will be adopted by the City prior to any utilization of such instruments.

7. Refunding Guidelines

The Finance Director shall monitor at least annually all outstanding City debt obligations for potential refinancing opportunities. The City will consider refinancing of outstanding debt to achieve annual savings or to refinance a bullet payment or spike in debt service. Except for instances in which a bullet payment or spike in debt service is being refinanced, absent a compelling reason or financial benefit to the City, any refinancing should not result in an increase to the weighted average life of the refinanced debt.

Except for instances in which a bullet payment or spike in debt service is being refinanced, the City will generally seek to achieve debt service savings which, on a net present value basis, are at least 5% of the debt being refinanced. The net present value assessment shall factor in all costs, including issuance, escrow, and foregone interest earnings of any contributed funds on hand. Any potential refinancing shall additionally consider whether an alternative refinancing opportunity with higher savings is reasonably expected in the future. Refunds which produce a net present value savings of less than 5% will be considered on a case-by-case basis. Notwithstanding the foregoing, a refunding of Successor Agency bonds shall be determined based on the requirements of Health and Safety Code Section 34177.5.

8. Market Communication, Administration, and Reporting

A. Rating Agency Relations and Annual or Ongoing Surveillance

The Finance Director shall be responsible for maintaining the City's relationships with S&P Global Ratings, Fitch Ratings and Moody's Investor's Service. The City is committed to maintaining its existing rating levels. In

addition to general communication, the Finance Director shall:

1) Ensure the rating agencies are provided updated financial statements of the City as they become publicly available.

2) Communicate with credit analysts at each agency at least once each year, or as may be requested by the agencies.

3) Prior to each proposed new debt issuance, schedule meetings or conference calls with agency analysts and provide a thorough update on the City's financial position, including the impacts of the proposed debt issuance.

B. Council Communication

The Finance Director should report feedback from rating agencies, when and if available, regarding the City's financial strengths and weaknesses and areas of concern relating to weaknesses as they pertain to maintaining the City's existing credit ratings.

C. Continuing Disclosure Compliance

The City shall remain in compliance with Rule 15c2-12, promulgated by the Securities and Exchange Commission under the Securities Exchange Act of 1934, by filing (to the extent required by the applicable continuing disclosure undertaking) its annual financial statements and other financial and operating data for the benefit of its bondholders within 270 days of the close of the fiscal year, or by such other annual deadline required in any continuing disclosure agreement or certificate for any debt issue. The City shall maintain a log or file evidencing that all continuing disclosure filings have been made promptly.

D. Debt Issue Record-Keeping

A copy of all debt-related records shall be retained at the City's offices. At minimum, these records shall include all official statements, bond legal documents/transcripts, resolutions, trustee statements, leases, and title reports for each City financing (to the extent available).

Such records shall be retained while any bonds of an issue are outstanding and during the three-year period following the final maturity or redemption of the bond issue or, if later, while any bonds that refund bonds of that original issue are outstanding and for the three-year period following the final maturity or redemption date of the latest refunding bond issue.

E. Arbitrage Rebate

The use of bond proceeds and their investments must be monitored to ensure compliance with all arbitrage rebate requirements of the Internal Revenue

Code and related Internal Revenue Service regulations, in keeping with the covenants of the City in the tax certificate for any federally tax-exempt financing. The Finance Director shall ensure that all bond proceeds and investments are tracked in a manner which facilitates accurate calculation; and, if a rebate payment is due, such payment is made in a timely manner.

9. Credit Ratings

The City will consider published ratings agency guidelines regarding best financial practices and guidelines for structuring its capital funding and debt strategies to maintain the highest possible credit ratings consistent with its current operating and capital needs.

Whenever the City of Moorpark receives a credit rating, the City will strive to maintain 'investment grade' standings in the municipal market (BBB-/Baa3 and higher). Below is the credit rating scale of the three (3) major rating agencies:

Standard & Poor's Corporation	Fitch Investors Service. Inc.	Moody's Investor's Service, Inc.	Definition
AAA	AAA	Aaa	Highest grade credit
AA+ AA AA-	AA+ AA AA-	Aa1 Aa2 Aa3	Very high grade credit
A+ A A-	A+ A A-	A1 A2 A3	High grade credit
BBB+ BBB BBB-	BBB+ BBB BBB-	Baa1 Baa2 Baa3	Good grade credit
BB+ BB BB-	BB+ BB BB-	Ba1 Ba2 Ba3	Non-investment grade Speculative credit
B+ B B-	B+ B B-	B1 B2 B3	Very speculative credit
CCC+ CCC CCC- CC C	CCC+ CCC CCC- CC C	Caa1 Caa2 Caa3 Ca	Substantial risk In or near default with possibility of recovery
SD D	DDD DD D	C	Default Minimal chance of recovery

10. SB 1029 Compliance

Senate Bill 1029, signed by Governor Brown on September 12, 2016, and enacted as Chapter 307, Statutes of 2016, requires issuers to adopt debt policies addressing each of the five items below:

A. The purposes for which the debt proceeds may be used.

Section 3.B (Acceptable Uses of Debt and Proceeds of Debt) and Section 3.C. (Prohibited Use of Debt and Proceeds of Debt) address the purposes for which debt proceeds may be used.

B. The types of debt that may be issued.

Section 4 (Types of Financing Instruments; Affordable and Planning Policies), Section 5 (Structure of Debt) and Section 6 (Use of Alternative Debt Instruments) provide information regarding the types of debt that may be issued.

C. The relationship of the debt to, and integration with, the issuer's capital improvement program or budget, if applicable.

Section 3.A (Acceptable Conditions for the Use of Debt) provides information regarding the relationship between the City's debt and Capital Improvement Program.

D. Policy goals related to the issuer's planning goals and objectives.

As described in Section 2 (Background), Section 4 (Types of Financing Instruments; Affordable and Planning Policies), and other sections, this Policy has been adopted to assist with the City's goal of maintaining fiscal sustainability and financial prudence.

E. The internal control procedures that the issuer has implemented, or will implement, to ensure that the proceeds of the proposed debt issuance will be directed to the intended use.

Section 3.D (Internal Control Procedures Concerning Use of Proceeds of Debt) provides information regarding the City's internal control procedures designed to ensure that the proceeds of its debt issues are spent as intended.

SECTION 6. POLICIES APPLICABLE TO PARKS, RECREATION AND COMMUNITY SERVICES DEPARTMENT

Policy 6.1: Flag Etiquette

1. The City of Moorpark intends to follow Title 4, Chapter 1, ("The Flag"), Sections 6 - 9 of the United States Code, in the development and implementation of procedures consistent with and in support of the U.S. Flag Code. The City Council delegates to


MOORPARK CALIFORNIA
INCORPORATED JULY 1 1983

Direct and Overlapping Debt

CITY OF MOORPARK

Direct and Overlapping Debt

City Assessed Valuation 2020-21	$ 6,699,929,265
Redevelopment Agency Incremental Valuation	948,441,940
Adjusted Assessed Valuation	$ 5,751,487,325

	Percentage Applicable	Debt as of 6/30/2021	Estimated Share of Overlapping Debt
Direct and Overlapping Tax and Assessment Debt:			
Metropolitan Water District	0.205 %	$ 26,830,000	$ 55,002
Ventura Community College District	4.566 %	269,969,464	$ 12,326,806
Conejo Valley Unified School District	0.014 %	129,304,433	$ 18,103
Moorpark Unified School District	93.458 %	42,187,877	$ 39,427,946
City of Moorpark	100.000 %	-	-
City of Moorpark Community Facilities District No. 97-1	100.000 %	2,940,000	2,940,000
City of Moorpark Community Facilities District No. 2004-1	100.000 %	7,960,000	7,960,000
City of Moorpark 1915 Act Bonds	100.000 %	380,000	380,000
Total Direct and Overlapping Tax & Assessment Debt		$ 479,571,774	$ 63,107,857
Overlapping General Fund Obligation Debt:			
Ventura County General Fund Obligations	4.565 %	$ 319,290,000	$ 14,575,589
Ventura County Superintendent of Schools COPs	4.565 %	8,325,000	380,036
Moorpark Unified School District COPs	93.458 %	2,907,456	2,717,250
Total Overlapping General Fund Obligation Debt		$ 330,522,456	$ 17,672,875
Overlapping Tax Increment Debt (Successor Agency):	100.000 %	$ 19,330,000	$ 19,330,000
Total Direct Debt			$ -
Combined Total Debt*		$ 829,424,230	$ 100,110,732
Total direct and overlapping debt			$ 100,110,732

Notes:

* Excludes tax and revenue anticipation notes, revenue bonds, mortgage revenue bonds and tax allocation bonds and non-bonded capital lease obligations; of which the City has none.

The direct and overlapping bonded debt above is not the City's obligation

Source: California Municipal Statistics, Inc. The overlapping district's assessed valuation located within the City is divided by the total assessed valuation of the overlapping district. That percentage is multiplied by the total debt outstanding for the overlapping district resulting in the City's share of debt.

Budget Glossary

ACCOUNT - Financial reporting unit for budget, management, or accounting purposes.

ACCOUNTS PAYABLE - Amounts owed to others for goods and services rendered.

ACCOUNTS RECEIVABLE – Provision of good or services from the City to general customers not yet paid and due from customers.

ACCRUAL BASIS - Method of accounting under which revenues and expenditures are recorded when they occur, regardless of the timing of related cash flows; expenditures are recorded at the time liabilities are incurred and revenues are recorded when earned.

AD VALOREM – Tax based on the value of real estate.

ALLOCATION - Component of an appropriation earmarking expenditures for a specific purpose and/or level of organization.

AMORTIZATION - Payment of a debt at regular intervals over a specific period of time.

APPROPRIATION - Specific amount of money authorized by the City Council for the expenditure of a designated amount of public funds for a specific purpose.

APPROPRIATIONS LIMIT - Article XIIIB, of the California Constitution, was amended by Proposition 4, “The Gann Initiative,” in 1979. This Article limits growth in government spending to changes in population and inflation, by multiplying the limit for the prior year, by the percentage change in the cost of living (or per capita personal income, whichever is lower); then multiplying the figure resulting from the first step, by the percentage change in population. The base year limit (FY 1978-79) amount consists of all tax proceeds appropriated in that year. The Appropriations Limit calculation worksheet can be found in the Appendix of the budget.

ARPA - American Rescue Plan Act (ARPA-CLFR).

ASSET - Resources owned or held by a government with a monetary value.

ASSESSED VALUATION - Value assigned to real property (land and buildings) and tangible personal property (moveable property) by the County Assessor’s Office for use as a basis in levying property taxes.

AUDIT - Prepared by an independent certified public accountant (CPA), the primary objective of an audit is to determine if the City’s Financial Statements present fairly the City’s financial position and results of operations in conformity with generally accepted accounting principles.

BALANCED BUDGET - Budget in which planned expenditures do not exceed planned funds available.

BEGINNING FUND BALANCE - Fund balance available in a fund from the end of the prior year, for use in the following year.

BOND – Debt instrument issued for a period of more than one year with the purpose of raising capital by borrowing, with a promise to repay the principal along with interest on a specified maturity date.

BONDED INDEBTEDNESS - Outstanding debt issues of bonds repaid by ad valorem or other revenue.

BUDGET - Financial plan that identifies revenues, types and levels of services to be provided, and the amount of funds which can be spent.

BUDGET CALENDAR - Schedule of key dates which a government follows in the preparation and adoption of the budget.

BUDGET DEFICIT - Amount by which the government's budget outlays exceed its budget receipts for a given period, usually a fiscal year.

BUDGET MESSAGE - General outline of the budget including comments regarding the City's financial status at the time of the message, and recommendations regarding the financial policies for the coming period.

BUDGET OBJECTIVE - Specific, measurable and observable result of an organization's activity which advances the organization toward its goal, to be accomplished within the fiscal year.

BUDGET POLICIES - General and specific guidelines adopted by the Council that govern budget preparation and administration.

CAPITAL IMPROVEMENT PROGRAM (CIP) - Multi-year financial plan to provide for the maintenance or replacement of infrastructure, existing public facilities and for the construction or acquisition of new ones.

CAPITAL OUTLAY - Equipment (fixed assets) with a useful life of more than one year, such as computer terminals, and office furniture, which are part of the operating budget.

CONTINGENCY - Budgeted reserve set aside for unanticipated expenditures. Council authorization is required to transfer the necessary amount to the appropriate expenditure account.

DEBT SERVICE - Annual principal and interest payments owed on borrowed money.

DEPARTMENT - Highest organizational unit which is responsible for managing

divisions within a functional area.

DIVISION – Organizational unit that provides a specific service within a department.

ENCUMBRANCES – Funds that have been placed aside form a finalized requisition. When a requisition is processed for purchase of supplies, services and/or construction, funds are reserved for that particular transaction.

ENTERPRISE FUNDS - Funds established to account for the total costs of those governmental facilities and services that are operated in a manner similar to private enterprise. These programs are entirely, or predominately, self-supporting.

EXPENDITURE - Decrease in net financial resources that represent the actual payment for goods and services or the accrual thereof.

EXPENSE - Charges incurred (whether paid immediately or unpaid) for operations, maintenance, interest or other charges.

FIDUCIARY FUNDS - Trust and Agency Funds.

FISCAL YEAR - Beginning and ending period for recording City financial transactions, specifically July 1 to June 30.

FIXED ASSETS - Assets of long-term character which are intended to be held or used for more than one fiscal year including land, buildings, machinery and furniture.

FULL-TIME EQUIVALENT (FTE) - Number of positions calculated on the basis that one FTE equates to a 40-hour work week for twelve months. For example, two part-time positions working 20 hours for twelve months also equals one FTE.

FUND - Accounting entity that records all financial transactions for specific activities or government functions. The four generic fund types used by the City are: General Fund, Special Revenue, Capital Projects, and Internal Service.

FUND BALANCE - Difference between the assets and liabilities for a particular fund.

GENERAL FUND - Primary operating fund of a City. All revenues that are not allocated by law or contractual agreement to a specific fund are accounted for in the General Fund.

GENERAL OBLIGATION BONDS - Bonds where the City pledges its full faith and credit to the repayment of the bonds, and are secured by the General Fund of the City.

GRANT FUNDS - Monies received from another government entity such as the State or Federal Government, usually restricted to a specific purpose.

GOAL - Long-term, attainable target for an organization - its vision for the future.

GOVERNMENTAL FUNDS - General, Special Revenue, Debt Service, and Capital Projects funds.

INFRASTRUCTURE - Substructure or underlying foundation on which the continuance or growth of a community depend; such as streets, roads, transportation systems, etc.

INTERNAL SERVICE FUNDS – Funds used to account for the financing of goods or services provided by one or more departments to other operating departments of the City on a cost reimbursement basis (i.e., Reproduction Services, Fleet, Facilities, and Information Technology).

LINE-ITEM BUDGET - Budget that lists detailed expenditure categories (salary, materials, telephone service, travel, etc.) separately, along with the amount budgeted for each specified category.

MODIFIED ACCRUAL - Basis of accounting used by the City, whereby revenues are recognized when susceptible to accrual (i.e., when they become both measurable and available) and expenditures are recorded when the related fund liability is incurred.

MOU – Memorandum of Understanding.

MUNICIPAL CODE - Collection of City Council approved ordinances currently in effect. The Municipal Code defines City policy in various categories (i.e. building regulations, planning and zoning regulations, sanitation and health standards, and traffic regulations).

OPERATING BUDGET - Portion of the budget that pertains to daily operations providing basic governmental services.

OPERATING COSTS - Supplies and other materials used in the normal operation of City departments including books, maintenance materials and contractual services.

ORDINANCE - Formal legislative enactment by the City Council. An ordinance has the full force and effect of law within the City boundaries, unless it is in conflict with any

higher form of law, such as a State statute or constitutional provision. An ordinance has a higher legal standing than a resolution.

PERSONNEL COSTS - Salaries and benefits paid to City employees including insurance and retirement.

PROPOSITION 4/GANN INITIATIVE LIMIT - The City is required, under Article XIII.B of the State Constitution to limit appropriations from the proceeds of taxes. The annual appropriation limit is based on data received from the State, including various growth

measures such as population, CPI, and non-residential construction changes.

RESERVE - Used to indicate a portion of fund balance that is legally restricted for a specific purpose and is, therefore, not available for general appropriation.

RESOLUTION - Order of a legislative body requiring less formality than an ordinance.

RESOURCES - Amounts available for appropriation including estimated revenues, beginning fund balances and beginning appropriated reserves.

REVENUE - Income received through such sources as taxes, fines, fees, grants or service charges which can be used to finance operations or capital assets.

RISK MANAGEMENT - Organized attempt to protect an organization's assets against accidental loss in the most cost-effective manner.

SPECIAL REVENUE FUNDS - Funds used to account for the proceeds from specific revenue sources (other than trusts or major capital projects) that are legally restricted to expenditures for specific purposes.

SUBVENTION - Revenues collected by the State and allocated to the City on a formula basis including motor vehicle in-lieu and gasoline taxes.

SUCCESSOR AGENCY – newly created agency to replace the Redevelopment Agency.

SUPPLIES & SERVICES - This budget category accounts for all non-personnel and non-capital expenses. Such expenditures include building maintenance, contract services, equipment maintenance, office supplies, and utility costs.

TRANSFERS - All inter-fund transactions except loans or advances, quasi-external transactions and reimbursements.

TRUST & AGENCY FUNDS - Classification of funds which temporarily hold cash for other agencies or legal entities.

UNREALIZED INVESTMENT LOSS – Represents the difference between cost and market values on certain investments. The City considers this a temporary decline in value and plans to hold all investment securities to maturity or until market value exceeds cost, and does not anticipate any loss on investments. To comply with reformed investment guidelines as promulgated by the State of California, the City is obligated to record this potential loss.

CITY OF MOORPARK
BUDGET ACRONYMS & ABBREVIATIONS

Acronym	Definition
AAC	Active Adult Center
AB	State Assembly Bill
ACA	American Camping Association
ACCT	Account
ACFR	Accnual Complehensive Financial Report
ACM	Assistant City Manager
ACTM	Assistant to City Manager
AD	Assessment District
ADA	Americans with Disabilities Act
AED	Automated External Defibrillator
AICP	American Institute of Certified Planners
ALLOC	Allocation
AOC	Area of Contribution
APA	American Planning Association
APCD	Air Pollution Control District (Ventura County)
APN	Assessor's Parcel Number
APTA	American Public Transportation Association
APWA	American Public Works Association
ARCH	Architect
ARPA	American Rescue Plan Act
ASA	American Society on Aging
ASST	Assistance or Assistant
ATV	All-Terrain Vehicle
AVCP	Arroyo Vista Community Park
AVRC	Arroyo Vista Recreation Center
B&S	Building and Safety
BLDG	Building
BLIT	Budget Line Item Transfer
BMP	Best Management Practices
BMX	Bicycle Motorcross
BNY	Bank of New York
BTA	Bicycle Transportation Account
CA	California
CACEO	California Association of Code Enforcement Officers
CAL-ACT	California Association for Coordinated Transportation
CALBO	California Building Officials
CALPERS	See PERS
CAPIO	California Association of Public Information Officials
CAPT	Captain (Ventura County Sheriff)
CARES	Coronavirus Aid, Relief, an Economic Security Act
CASSC	California Association of Senior Service Centers
CC	City Council
CCAC	City Clerk's Association of California
CCRL	California Community Redevelopment Law
CCT	Code Compliance Technician
CDBG	Community Development Block Grant
CDD	Community Development Department or Community Development Director
CDPD	Computer Digital Packet Display
CE/PWD	City Engineer/Public Works Director

Acronym	Definition
CERT	Community Emergency Response Team
CEQA	California Environmental Quality Act
CFD	Community Facilities District
CH	City Hall or City Housing
CHP	California Highway Patrol
CIP	Capital Improvement Project
CIPMA-HR	Channel Islands Public Management Association-Human Resources
CIWMP	County Integrated Waste Management Plan
CJPIA	California Joint Powers Insurance Authority
CM	City Manager
CMGR	
CMAQ	Congestion Mitigation and Air Quality Improvement Program
CMO	City Manager's Office
CMTA	California Municipal Treasurer's Association
CNG	Compressed Natural Gas
CNTY	County (of Ventura)
COLA	Cost of Living Adjustment
COPs	Certificate of Participation
CPA	Certified Public Accountant
CPI	Consumer Price Index
CPR	Cardiopulmonary Resuscitation
CPRS	California Parks and Recreation Society
CRRA	California Resource Recovery Association
CSMFO	California Society of Municipal Finance Officers
CSUCI	California State University at Channel Islands
CT	Court
CTR	Center (Community)
DAR	Dial-A-Ride
DOF	Department of Finance (State of California)
DSL	Digital Subscriber Line
DUI	Driving Under the Influence
EDC-VC	Economic Development Commission - Ventura County
ENG	Engineer/Engineering
EOC	Emergency Operations Center
EOP	Emergency Operations Plan
EQUIP	Equipment
ERAF	Educational Revenue Augmentation Fund
ERF	Equipment Replacement Fund
FD	Finance Director or Finance Department
FEMA	Federal Emergency Management Agency
FT	Full Time or Facilities Technician
FTA	Federal Transit Administration
FTHB	First Time Home Buyer
FTE	Full Time Equivalent
FY/E	Fiscal Year/End
GAAP	Generally Accepted Accounting Principles
GANN	Proposition 4, Paul Gann Initiative which created Article XIIIB
GASB	Government Accounting Standards Board
GC	Government Code (State of California)

Acronym	Definition
GF	General Fund
GFOA	Government Finance Officers Association
GIS	Geographic Information System
GPA	General Plan Amendment
GPS	Global Positioning System
HDL	Hinderliter de Llamas and Associates
HLTH	Health
HOA	Homeowners Association
HR	Human Resources
HSAC	High Street Arts Center
HSIP	Highway Safety Improvement Program
HUT	Highway Users Tax
HVAC	Heating, Ventilation and Air Conditioning
HWY	Highway
ICC	International Code Council
ICSC	International Council of Shopping Centers
IIMC	International Institute of Municipal Clerks
INC	Incorporated
IPMA	International Public Management Association
ISA	International Society of Arboriculture or Information Systems Analyst
ISM	Information Systems Manager
ISTEA	Interstate Transportation Efficiency Act
JPA	Joint Power Authority
LA	Los Angeles (Avenue)
LAFCO	Local Agency Formation Commission
LAIF	Local Agency Investment Fund
LAN	Local Area Network
LCC	League of California Cities
LED	Light-Emitting Diode
LLC	Limited Liability Corporation
LLMAD	Landscaping and Lighting Maintenance Assessment Districts
LMD	Landscape Maintenance Districts
LRPMP	Long Range Property Management Plan
LS&S	Library Systems and Services, LLC
MAD	Mosquito Abatement District
MAINT	Maintenance
MCC	Mortgage Credit Certificate
MDT	Mobile Data Terminals
MGT	Management
MH	Meridian Hills
MISAC	Municipal Information Systems Association of California
MISC	Miscellaneous
MMASC	Municipal Management Association of Southern California
MOU	Memorandum of Understanding
MPSF	Moorpark Public Services Facility
MPTV	Moorpark Television Channel 10
MRA	Moorpark Redevelopment Agency
MTN	Maintenance
MU	Multi-use

Acronym	Definition
MUSD	Moorpark Unified School District
MUTCD	Manual on Uniform Traffic Control Devices
MVCAC	Mosquito and Vector Control Association of California
MWPRCA	Moorpark Watershed, Parks, Recreation and Conservation Authority
NACA	National Animal Control Association Academy
NCOA	National Council on Aging
NE	North East
NIMS	National Incident Management System
NOC	Notice of Completion
NPDES	National Pollutant Discharge Elimination System
NRPA	National Recreation and Park Association
OCLC	Online Computer Library Center
OH	Overhead Expenses
OMB	Office of Management and Budget (Federal)
OPEB	Other Post Employment Benefits
OSCAR	Open Space, Conservation and Recreation
OSHA	Occupational Safety and Health Administration
PARMA	Public Agency Risk Managers Association
PC	Planned Community or Personal Computer
PCA	Pest Control Application
PEG	Public Educational Governmental
PERS	Public Employee Retirement System (California)
PIO	Public Information Officer
PLM	Parks & Landscape Manager
PRCS	Parks, Recreation and Community Services
PROP	Proposition
PSC	Police Services Center (City of Moorpark)
PT	Part-Time
PTMISEA	Public Transportation Modernization, Improvement and Service Enhancement Account (Proposition 1B)
PSR	Project Study Reports
PW	Public Works
RCHSC	Ruben Castro Human Services Center
RDA	Redevelopment Agency (former)
RDA-SA	Redevelopment Agency-Successor Agency; see SARA
RDA-SARA	Redevelopment Agency-Successor Agency; see SARA
REIMB	Reimburse; Reimbursement
REQD	Required
ROPS	Recognized Obligation Payment Schedule
ROW	Right-of-Way
RPTTF	Redevelopment Property Tax Trust Fund
SARA	Successor Agency of the former Redevelopment Agency of the City of Moorpark
SAN	Storage Area Network
SB	Senate Bill
SBA	Special Benefit Assessment
SCAG	Southern California Association of Governments
SCAN-NATOA	State of CA & NV Chapter of National Association of Telecommunications Advisors
SCE	Southern California Edison
SCESA	Southern California Emergency Services Association

Acronym	Definition
SCLC	Southern California Library Cooperative
SCMAF	Southern California Municipal Athletic Federation
SED	Special Enforcement Detail
SEMS	Standardized Emergency Management System
SHA	Successor Housing Agency
SLESF	Supplemental Law Enforcement Services Fund (State)
SMMC	Santa Monica Mountains Conservancy
SO. CAL	Southern California
SR	State Route
ST/LT	Short-Term/Long-Term
STP	Surface Transportation Program (SAFETEA_LU)
SUPT	Superintendent
SVC	Service
TAB	Tax Allocation Bonds
TARB	Tax Allocation Refunding Bonds
TBD	To be determined
TDA	Transportation Development Act
TEA	See ISTEA
TMDL	Total Maximum Daily Load
TOT	Transient Occupancy Tax
TR	Tierra Rejada (Road)
TSM	Traffic Safety Management
TV	Television
TX	Tax
UFI	Urban Futures Inc.
UNSEC	Unsecured (Property Tax)
VC	Ventura (County of)
VCAS	Ventura County Animal Services
VCR	Video Control Room (Community Center-Citrus)
VCTC	Ventura County Transportation Commission
VCWPD	Ventura County Watershed Protection District
VIP	Volunteer in Policing
VISTA	Ventura Intercity Service Transit Authority
VLF	Vehicle License Fee
VTA	See CNTY
YR	Year
YTD	Year-to-Date


MOORPARK CALIFORNIA
INCORPORATED JULY 1 1983