City of Moorpark

California

Operating and Capital Improvement Projects Budget

FISCAL YEAR 2013-2014

City of Moorpark

OPERATING
AND
CAPITAL IMPROVEMENT BUDGET
FY 2013/14

DIRECTORY OF CITY OFFICIALS

CITY COUNCIL

Janice Parvin, Mayor

Keith Millhouse
Roseann Mikos, Ph.D.
Mark Van Dam
David Pollock

CITY MANAGEMENT STAFF

Steven Kueny, City Manager
Hugh Riley, Assistant City Manager
Deborah Traffenstedt, Deputy City Manager
David Bobardt, Community Development Director
David Klotzle, City Engineer/Public Works Director
Jeremy Laurentowski, Parks and Recreation Director
Ron Ahlers, Finance Director

City of **MOORPARK**

Honorable City Council

CITY MISSION STATEMENT

Striving to preserve and improve
the quality of life in Moorpark

Councilmember
KEITH MILLHOUSE

Mayor
JANICE PARVIN

Councilmember
ROSEANN MIKOS

Councilmember
MARK VAN DAM

Councilmember
DAVID POLLOCK

CITY OF MOORPARK
FISCAL YEAR 2013/14
OPERATING AND CAPITAL IMPROVEMENT BUDGET

TABLE OF CONTENTS

Budget Overview **PAGE**

City Manager's Budget Message I
Budget Summaries
- Budget Calendar / Process 1
- Budget Summary by Fund 4
- Revenue Graphs 8
- Revenue Summary 10
- Operating Expenditures Graph 26
- Expenditure Summary 27
- General Fund Revenues and Expenditures Graph 34
- Interfund Transfer Summary 36
- City Organization Chart 40
- Budgeted Positions by Department 41

Operating Budget Detail

City Council 43
City Manager 47
- Economic Development 53
- Successor Agency to the Redevelopment Agency 57
- Successor Housing Agency to the Redevelopment Agency 65
- City Housing 71

Administrative Services Department 75
- Emergency Management 77
- City Clerk 81
- Human Resources / Risk Management 85
- Information Systems / Cable Television 89
- Administrative Services Administration 95
- Library 99

City Attorney 103
Finance Department 105
- Central Services / Non-Departmental 111

Community Development Department 115
- Community Development Administration 117
- Building & Safety 121
- Code Compliance 125
- Planning 129

Parks, Recreation & Community Services Department 133
- Parks, Recreation & Community Services Administration 135
- Arts Division 139
- Active Adult Center 143
- Facilities 149

CITY OF MOORPARK
FISCAL YEAR 2013/14
OPERATING AND CAPITAL IMPROVEMENT BUDGET

TABLE OF CONTENTS
(Continued)

Recreation 161
Park Maintenance / Improvement 169
Open Space Maintenance 183
Lighting & Landscaping Maintenance Assessment Districts 187
Public Works Department 207
Solid Waste & Recycling / AB939 211
Animal / Vector Control 217
Crossing Guards 223
Street Maintenance 227
NPDES – Stormwater Management 235
Parking Enforcement 241
Engineering 245
Public Transit 249
Street Lighting 257
Public Safety 261

Capital Improvements Projects

Capital Improvements Projects Graph 269
Capital Improvements Budget Funding Sources 270
Capital Improvements Summary 271
Budget Line Item Detail 272

Appendices

Resolution Adopting City Budget 319
Gann Appropriation Limit Resolution 329
Gann Appropriation Limit Calculation 332
Mission Statement, Priorities, Goals and Objectives 337
Regional Map 355
City Profile and History 356
Statistical Information 357
Debt Information 358
Revenue / Expenditure Comparison with Area Cities 359
Salary Schedule 361
Staffing Cost Allocation Percentage – By Department 363
General Fund Revenue Sources 369
Basis of Accounting / Budgeting and Fund Structure 370
Fund Definitions and Authorized Uses 375
Glossary 378
Acronyms 383
Basis of Assumptions – Major Revenue Sources and Expenditure Estimates 392

CITY OF MOORPARK
AGENDA REPORT

To: **Honorable City Council**

From: **Steven Kueny, City Manager**

Date: **May 20, 2013**

Subject: **City Manager's Budget Message for Fiscal Year 2013/2014**

EXECUTIVE SUMMARY

Over the last few years, the City has taken a number of actions to reduce General Fund (GF) expenditures. This has included the elimination of seven (7) full-time management positions and one (1) competitive service position saving the General Fund about $801,000 per year; reduced employee benefits including the City's contribution to health benefits; combined the School Resource Officer with the Community Services Officer to reduce law enforcement costs; changed park maintenance service levels including less frequent mowing; paid off unfunded liabilities to California Public Employee Retirement System (CalPERS) Side Fund, Other Post-Employment Benefit (OPEB), and California Joint Powers Insurance Authority (CJPIA) general insurance liability to take advantage of low interest rates and eliminating the need for annual payments; and improved efficiencies in purchasing and various procedures. The Assistant City Manager is currently funded 92% by the GF and 8% by other funds; while for Fiscal Year (FY) 2013/14 the position is funded 20% GF and 80% other funds. This, combined with other funding changes for staff, will save about $190,000 for the GF.

The proposed FY 2013/14 Budget as presented to the City Council has a projected GF deficit of $899,000. The City Manager has included recommendations in this report to balance the GF budget using GF projected savings from FY 2012/13.

As discussed in detail in this report, a number of factors need to be considered not only for FY 2013/14 but also for their long-term benefit or consequences for the City including:

1. Elimination of redevelopment agencies.
2. Increasing need for the GF to augment funding for landscape and parks maintenance; street lighting; community development; and engineering.

3. Excluding revenue from three new sources totaling about $300,000; GF revenue is flat and minimal growth is expected in the next few years.
4. Minimal growth in property tax is projected for FY 2013/14.
5. No GF money is available for capital projects unless taken from the Reserve.
6. One Accountant position is left vacant and other staff positions have been reassigned resulting in some savings to the GF.
7. No salary or benefit increases are proposed, except absorbing projected 10% increase in health insurance premiums.
8. The relatively small amount of new development activity has substantially reduced billable hours and revenue for Community Development.
9. Cost Allocation Plan contributions to the GF have decreased due to elimination of redevelopment and declining contributions from operating departments.
10. Operating costs are expected to increase. We expect increases for contract law enforcement and modest increases in City retirement and medical insurance. Even a 5 percent (5%) increase in law enforcement contract rates will cost about $287,000.
11. The projected GF surplus from FY 2012/13 is about $1 million. This is proposed to be used to offset the FY 2013/14 projected deficit.

The City's Budget serves as a spending plan for the upcoming fiscal year. The Operating Budget and Capital Improvement Program Budget are adaptable documents, which can be changed during the year. When needed, budget adjustments are submitted to City Council for unforeseen and/or unanticipated events, which take place during the year.

The City Manager's recommended budget for the City of Moorpark and the Successor Agency to the Redevelopment Agency of the City of Moorpark for FY 2013/14 is presented to the City Council and Successor Agency for consideration.

General Fund Overview

The projected GF operating surplus for FY 2012/13 is about $1 million, most of which will come from expenditure savings. The GF budget for FY 2013/14, as presented, is not balanced. The current projected deficit is about $899,000. Revenues are estimated at $16,077,000, an increase of $429,000 (2.7%) from the revised estimate for FY 2012/13. Expenditures are estimated at $14,370,000, an increase of $1,516,000 (11.8%) from the prior year revised estimate. The majority of the increase is due to one-time expenses as listed on page XLII. Transfers In are estimated at zero while Transfers Out are estimated at $2,593,000.

There are a few continuing concerns. First, the increase in Transfers Out to various other funds: The Gas Tax fund is not supporting Landscaping and Lighting Maintenance Assessment Districts (LLMAD) deficits. The GF is the sole supporter of the deficits in the LLMAD. The Community Development Fund and Parks Maintenance

Fund each require GF transfers in the amount of $854,000 and $1.4 million, respectively. Secondly, the Police Services Contract has increased at a faster pace than any other service in the GF and at a faster pace than our GF revenue growth. Ventura County Employees Retirement Association (VCERA) experienced large investment losses in 2008 and 2009. We do not know how VCERA will recoup these investment losses or spread out the impact of those losses in the future.

Redevelopment Agency

The Redevelopment Agency was dissolved by order of the State of California (State) on February 1, 2012. The City is the Successor Agency and is governed by a seven member "Oversight Board" while ultimate "veto" power is vested with the State Department of Finance (DOF) and the State Controller. As a reminder, the former Redevelopment Agency used to receive approximately $6.8 million annually in property tax increment. The majority of this money was committed before paying for staffing and operating costs. Beginning February 1, 2012 the order of payments is controlled by the County of Ventura Auditor-Controller (County Auditor) and mandated by Assembly Bill (AB) x1 26 as follows: County administrative charges; pass-through payments to other taxing agencies $3.1 million; bond payments of $1.9 million; recognized obligations; administrative cost allowance to the Successor Agency (City) of $250,000; and the remaining balance distributed to the taxing agencies.

The City's GF has picked up the majority of the expenses of the former Redevelopment Agency, including staffing. While the GF is expected to receive the $250,000 Administrative Cost Allowance in FY 2013/14, it is not enough to cover the expenses.

In summary, the City has many challenges to overcome in the near future. The economic downturn has caused us to reduce staff but without a noticeable reduction of services to the public. We have weathered an unprecedented taking of local resources (Agency tax increment and City property taxes) by the State.

BUDGET MESSAGE

The FY 2013/14 General Fund budget as presented is not balanced. The shortfall is approximately $899,000.

G E N E R A L F U N D

	2012/13 Revised Estimate	2013/14 Proposed Budget	Variance Positive/ (Negative)	Percent
Revenues	15,648,500	16,077,200	428,700	3 %
Expenses	12,854,502	14,383,799	(1,529,297)	(12 %)
Operating Surplus/(Deficit)	2,793,998	1,693,401	(1,100,597)	(39 %)
Transfers IN	0	0	0	n/a
Transfers OUT	(2,419,648)	(2,592,778)	(173,130)	7 %
Surplus/(Deficit)	374,350	(899,377)	(1,273,727)	(340 %)

The table above shows the difference between the FY 2012/13 revised estimate and the proposed FY 2013/14 budget. Revenues have increased by $429,000 or 3.0%. Expenses have increased by $1.5 million. Transfers In have remained the same at zero, while Transfers Out has increased by $173,000.

G E N E R A L F U N D

	2012/13 Original Budget	2013/14 Proposed Budget	Variance Positive/ (Negative)	Percent
Revenues	15,846,415	16,077,200	230,785	1.5 %
Expenses	13,366,619	14,383,799	(1,017,180)	(7.6 %)
Operating Surplus/(Deficit)	2,479,796	1,693,401	(786,395)	(31.7 %)
Transfers IN	26,000	0	(26,000)	(100.0 %)
Transfers OUT	(3,110,969)	(2,592,778)	518,191	(16.7 %)
Surplus/(Deficit)	(605,173)	(899,377)	(294,204)	48.6 %

However, when you compare FY 2012/13 adopted budget to the proposed FY 2013/14 budget, you see that budgetary revenues have increased by $231,000 or 1.5%, while expenses have increased by $1 million. Transfers In have been reduced to zero. Transfers Out have decreased by $518,000 or 16.7%.

GENERAL FUND

TRANSFERS OUT:	2009-10 Actuals	2010-11 Actuals	2011-12 Actuals	2012-13 Estimate	2013-14 Budget	2012-13 to 2013-14 increase/ (decrease)
Community Develop.	$ 820,255	$ 836,831	$ 881,062	$ 893,542	$ 854,187	($ 39,355)
Parks Maintenance	985,734	990,686	999,787	1,151,736	1,397,027	245,291
LLMAD	129,816	245,811	130,656	358,508	181,765	(176,743)
Engineering	40,000	0	8,528	15,862	159,799	143,937
Gas Tax	0	0	0	0	0	0
	$ 1,975,805	$ 2,073,328	$ 2,020,033	$ 2,419,648	$ 2,592,778	$ 173,130

The GF has large Transfers Out each year. The table above details the Transfers Out for the last three complete fiscal years, current year estimate and next year budget. As you can see, Transfers Out increased by $173,000 to $2,592,778 in FY 2013/14 for the following funds: Community Development, Parks Maintenance, LLMAD and Engineering. The GF continues to increase its support of other funds in the City. The Parks Maintenance Fund requires GF support of $1,397,000. The Community Development Fund requires GF support of $854,000. The projected LLMAD deficits for FY 2012/13, which are funded in FY 2013/14, will require support from the GF ($182,000). Gas Tax and Transportation Development Act (TDA) Article 8 funding and reserves are decreasing, but do not need GF support in FY 2013/14 but Gas Tax may need to have a reduced cost plan allocation (see discussion below). We have delayed certain TDA/Gas Tax funded capital projects because the revenue received is just enough to pay for salaries and benefits of city staff along with the operating costs in transit and streets. The net Transfer Out is $1,998,000, after the cost allocation plan payments back to the GF.

REVENUES

Transit, Streets and Roads

State Transportation Development Act (TDA Fund) – This revenue represents the quarter cent statewide sales tax funds principally used for transit requirements within the County. The Ventura County Transportation Commission (VCTC) is responsible for apportionment of the funds to cities based on estimated sales tax revenue and population. Generally, once the allocation of funds to the cities is approved the amounts do not change. Due to the improvement in the economy, the actual sales tax revenue is slightly more than estimated for FY 2012/13. In FY 2013/14 receipts are expected to continue their ascent. Senate Bill (SB) 716, signed into law in October 2009, restricts TDA funding to just transit purposes beginning July 1, 2014. Therefore, starting on July 1, 2014, TDA money cannot be used for streets and roads unless new legislation is enacted.

Proposition 42 (Traffic Congestion Relief Fund ~ 2610) – In March 2010 as a part of a special budget session called by the Governor, the Legislature passed ABx8 6 and ABx8 9, which contain the provisions for a swap of state sales taxes on gasoline for a gasoline excise tax. The bills were signed into law by the Governor and became effective July 1, 2010. This new law repealed Proposition (Prop) 42 and replaced it with Highway Users Tax (HUT) 2103.

Highway Users Tax Section 2103 (HUT 2103 Fund ~ 2606) - The City is supposed to receive the same allocation from this new revenue source as the old Prop 42 revenue. Therefore, the City created a new fund in FY 2010/11 for this **HUT 2103 (Fund 2606)**. We are estimating $350,000 annually. This money could minimally fund the City's street improvement program (slurry seal and overlays). This is the only money currently available for street improvements.

The following table depicts the volatility in Prop 42 and HUT 2103 revenue:

		Increase / (Decrease)	
Fiscal Year	**Receipted**	Amount	Percent
P R O P 4 2			
2004-05	**$ 0**		
2005-06	**160,091**	$ 160,091	n/a
2006-07	**257,004**	96,913	60.5 %
2007-08	**0**	(257,004)	(100.0 %)
2008-09	**312,039**	312,039	n/a
2009-10	**336,599**	24,560	7.9 %
H U T 2 1 0 3			
2010-11	**355,764**	19,165	5.7 %
2011-12	**505,292**	149,528	42.0 %
2012-13 est.	*350,000*	*(155,292)*	*(30.7 %)*
2013-14 est.	*350,000*	*0*	*0.0 %*

STATE OF CALIFORNIA TAKINGS

HISTORY: State of California taking "General" Property Taxes – At the beginning of May 2009, the Governor's office reported that an option to solve the State's budget crisis is to "borrow" 8% of property taxes from local government. This is allowed under Prop 1A, passed by the voters in November 2004. The 8% is the maximum allowed under the law. The State is required to pay back the money in three years, plus interest. The calculation for the City of Moorpark was $628,112. The State legislature authorized the securitization of this receivable and the City sold this receivable to the bond market for the exact amount of $628,112. All costs were paid for by the State. The State is prohibited from "borrowing" until this amount is paid off. The State is restricted to "borrowing" two times in a ten-year period. Therefore, the State cannot

"borrow" until this current debt is paid off; scheduled for July 2013. There is a risk that the State could "borrow" from the City in fiscal year 2013/14.

State of California taking Redevelopment Tax Increment
The Redevelopment Agency paid the County of Ventura **$1,925,105** on May 10, 2010 for its portion of the Supplemental Educational Revenue Augmentation Fund (SERAF). On May 10, 2011, the Redevelopment Agency paid **$396,345** for FY 2010/11. The voters of the State passed Prop 22 in November 2010; which was intended to protect local government revenues, including redevelopment property tax increment revenue, from raids by the State.

Redevelopment Agency Dissolved ~ Successor Agency Created On June 29, 2011, as part of adopting the State FY 2011/12 budget; the Governor signed two trailer bills, ABx1 26 ("Dissolution Act") and ABx1 27 ("Voluntary Alternative Redevelopment Program"), into law. The legislation became effective on June 29, 2011. The California Redevelopment Association (CRA) and League of California Cities (LCC) sued the State on the grounds that ABx1 26 and ABx1 27 were unconstitutional. The California Supreme Court upheld ABx1 26 and declared ABx1 27 unconstitutional. This ruling eliminated redevelopment agencies throughout California as of February 1, 2012.

ABx1 26 provides funding for administrative expenses associated with winding down the redevelopment agency. However, no funds are available to continue with economic development and affordable housing operations previously funded by tax increment.

The Successor Agency receives cash from the County Auditor in January and June each year. The cash received is based on the Recognized Obligation Payment Schedule (ROPS) approved by DOF. For FY 2013/14, this amount is estimated at $2.5 million. $1.9 million is the annual debt service of the redevelopment bonds. The City's GF receives $250,000 in administrative cost allowance.

EXPENSES

California Joint Powers Insurance Authority (CJPIA)

A few years ago the CJPIA approved a new methodology for calculating insurance premiums for their member agencies. CJPIA is recognizing outstanding deposits due from, and refunds due to, their member agencies. The City paid $473,291 to CJPIA for the General Liability in August 2010. The current balances are both deposits due from the City to CJPIA in the amounts of $8,052 for General Liability and $26,544 for Workers Compensation. Therefore, the amounts the City shall pay CJPIA for FY 2013/14 are:

- **General Liability** $266,343 + $8,052 = **$274,395**
  Increase of $41,472 from last year.

- **Workers Compensation** $112,537 + $26,544 = **$139,081**
  Increase of $80,929 from last year.

This represents an increase of approximately $122,000, of which about $81,000 is GF.

General Fund OVERVIEW

The GF has a history of taking in more money (revenues) than it spends (expenses). These surpluses have enabled the City to pay down liabilities while saving for future capital projects (i.e. City Hall, Library). The chart below reflects a ten-year history of the GF. The lone year of deficit occurred in FY 2010/11 in the amount of $361,000. Recall that the City paid down on various liabilities and spent money on one-time projects that year in the amount of $2.6 million. If the City had not taken these actions there would have been a surplus in the amount of $1.2 million.

The draft FY 2013/14 Budget is presented with an approximate $899,000 GF deficit which is after GF transfers out to other funds of $2.8 million, plus Cost Allocation Plan revenue of $1,938,000. Overall, the GF FY 2013/14 revenue, excluding Cost Allocation Plan and Transfers, increased by $471,000 or 3.6% from the revised estimate FY 2012/13. General-purpose revenues such as property taxes, sales taxes and vehicle license fees (VLF) are anticipated to increase by $98,000 or 1.0%, from $10,037,000 in FY 2012/13 to $10,135,000 in FY 2013/2014.

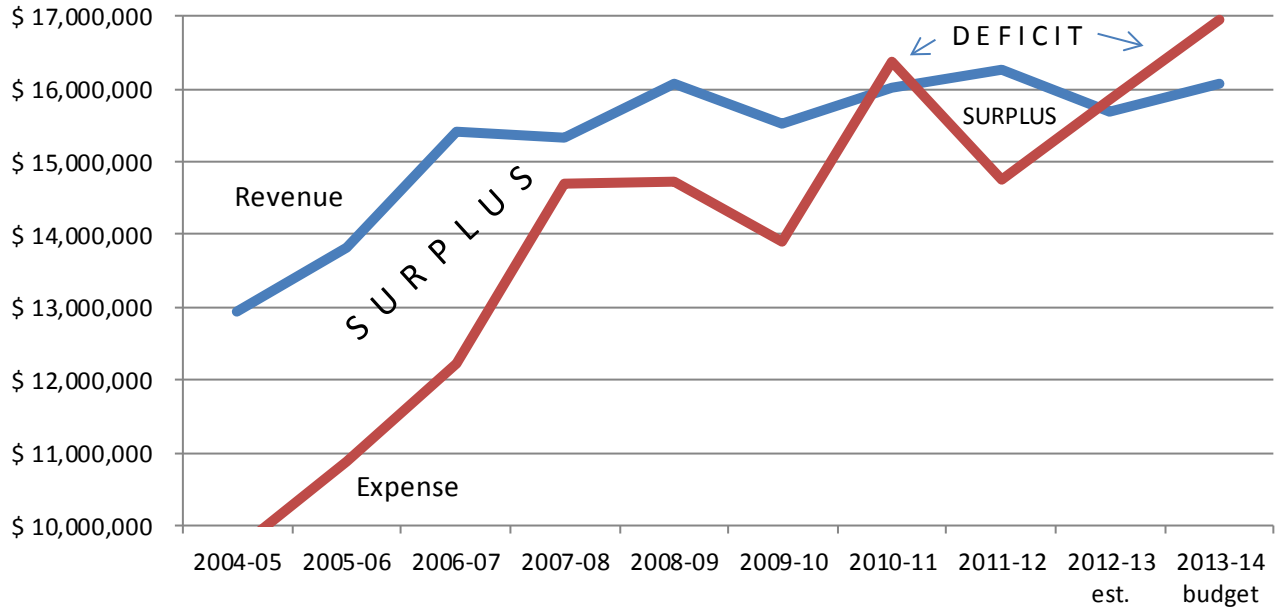

The General Fund Revenue Picture for the Coming Year

Property Taxes

Property Tax revenues are derived from the assessed value of each property. The chart below depicts the assessed value for the City of Moorpark for the last few years. The City's assessed valuation (AV) for property taxes peaked in FY 2008/09 at $3,985,918,300. AV has declined by about $253 million to $3,732,564,218 in FY 2012/13. This is a decline of 6.4% over four years, or roughly 1.6% per year. This equates to a decline in property tax revenues of approximately $230,000 annually. We can expect to return to FY 2008/09 values in about four years (FY 2017/18) (assuming slight increase in market values coupled with the 2% annual growth per Prop 13).

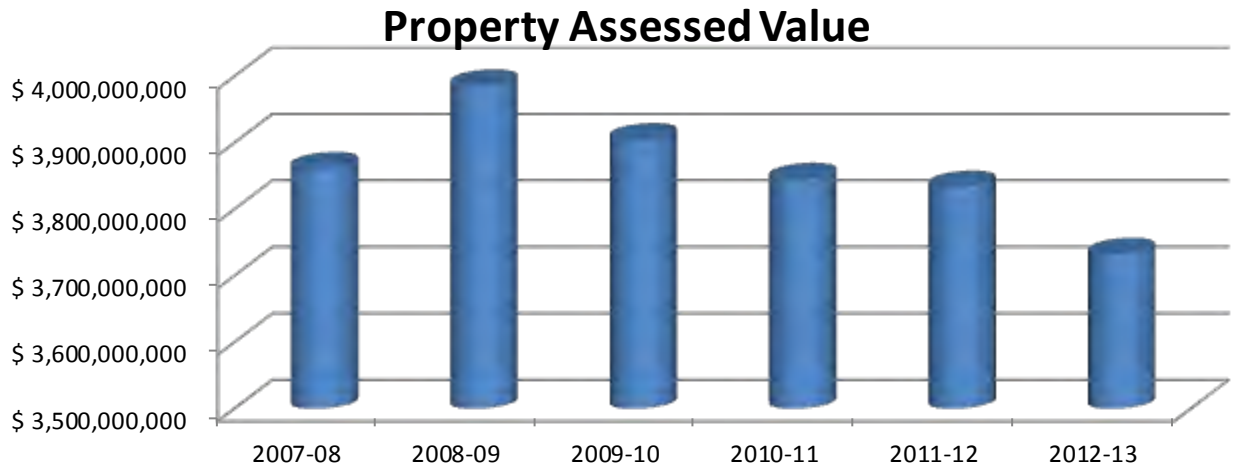

In order to generate an additional $1 million in property tax revenue the assessed value would have to increase approximately $1.1 billion. For example: 2,000 new homes constructed with an initial AV of $550,000 each. A new commercial or multi-family development, valued at $40 million, would generate an additional $36,000 in property tax revenue for the City.

The pie chart below depicts which government agency receives the property tax dollar. The City receives 9.1 cents for each property tax dollar. The vast majority of these tax dollars are received by the county and the school district.

Property Tax Distribution

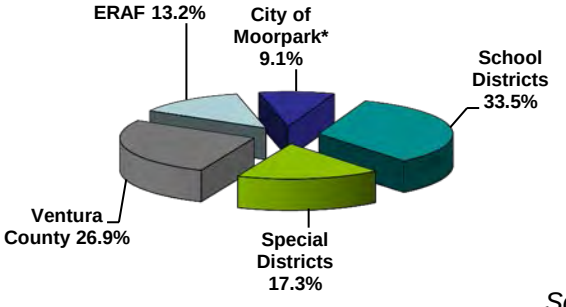

** includes Library*
Source: HdL Coren & Cone

Sales Tax

The Sales Tax revenue is a vital source of funding for the GF; however it is a volatile source, fluctuating with the economy. Sales tax charged on internet sites is currently being receipted through the County Pool. Because of the County Pool allocation the City will not see a sizable increase in sales tax revenue from internet sales. The chart below shows the past ten years of actual sales tax revenues along with the triple flip.

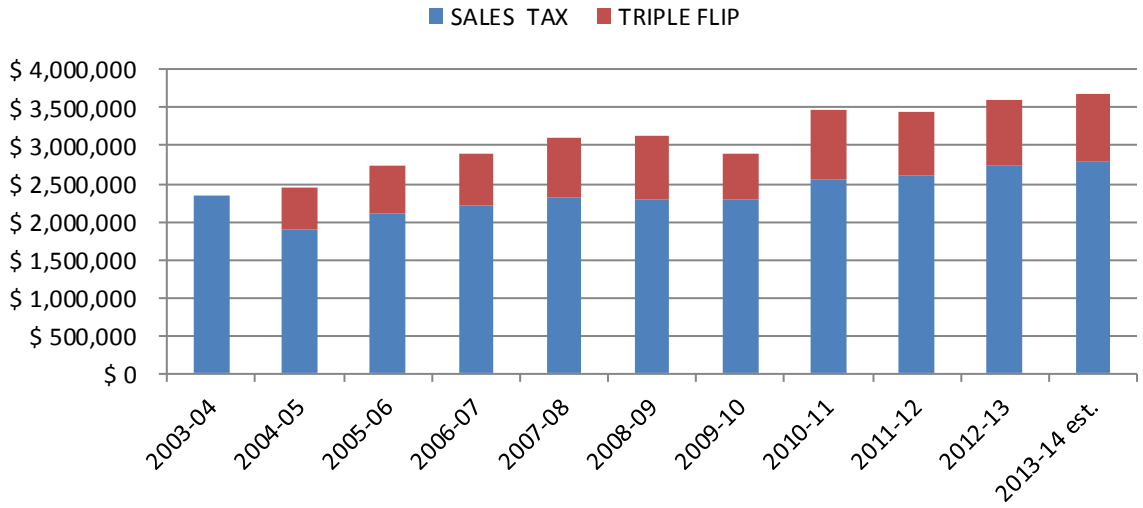

"Triple Flip" - The "triple flip" suspends one-quarter percent of the Bradley-Burns sales and use tax for cities and counties; replaces the lost revenues on a dollar-for-dollar basis with funds set aside from the countywide property tax revenues, primarily Education Revenue Augmentation Fund (ERAF); and increases the State's sales and use tax by one-quarter percent with the State increase dedicated to repayment of the 2004 deficit reduction bonds. This revenue is difficult to forecast since the State is in control of the estimate and the "true-up" payments. A history of the revenue received:

		Increase / (Decrease)	
Fiscal Year	**Receipted**	Amount	Percent
2004-05	**$ 537,484**		
2005-06	**608,298**	$ 70,814	13.2 %
2006-07	**704,562**	96,264	15.8 %
2007-08	**779,262**	74,700	10.6 %
2008-09	**849,226**	69,964	9.0 %
2009-10	**588,636**	(260,590)	(30.7 %)
2010-11	**940,790**	352,154	59.8 %
2011-12	**857,216**	(83,574)	(8.9 %)
2012-13	**875,160**	17,944	2.1 %
2013-14	**875,000**	(160)	(0.0 %)

Sales tax revenues are anticipated to increase by 1.9% from $3,507,000 in FY 2011/12 to $3,625,000 in FY 2012/13. The majority increase in Sales Tax revenue is attributed to increased retail sales activity and gasoline prices.

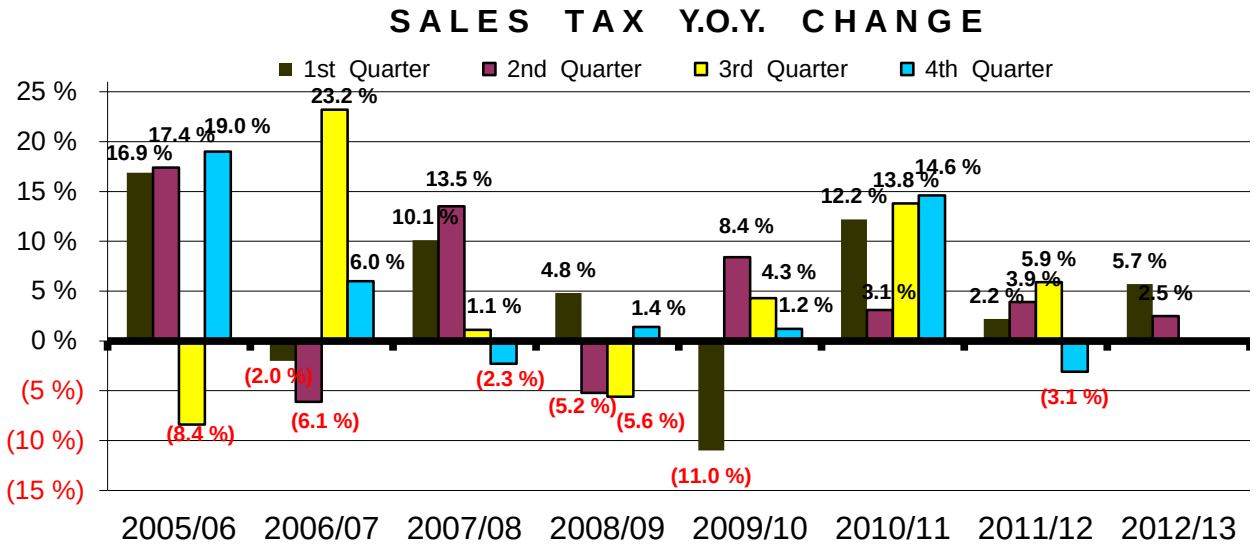

The third major source of revenue in the GF is *Property Taxes-Vehicle License Fees (VLF)*, estimated to be $2,850,000 next year, which is $12,000 more than FY 2012/13.

Due to the "Vehicle License Fee for Property Tax Swap of 2004" that was part of the Governor's 2004 budget package, FY 2005/06 and subsequent years' VLF revenues will be replaced with a like amount of property taxes, dollar-for-dollar. As such, this property tax revenue in lieu of VLF corresponds to the annual trend of each city's and county's AV of taxable property (calculations will be made and paid by County Auditor, instead of the State).

The chart below relates the major revenue sources of the GF to the major expenditures in the GF. It requires all of the property taxes plus 90% of the Sales Tax to fund the Public Safety department. The Parks & Recreation department requires the 10% of Sales Tax, 100% of the Property Tax VLF and about 50% of the Cost Plan. The chart is also broken down by percentages. The Public Safety department consumes roughly 40% of the GF budget and Parks and Recreation approximately 30%.

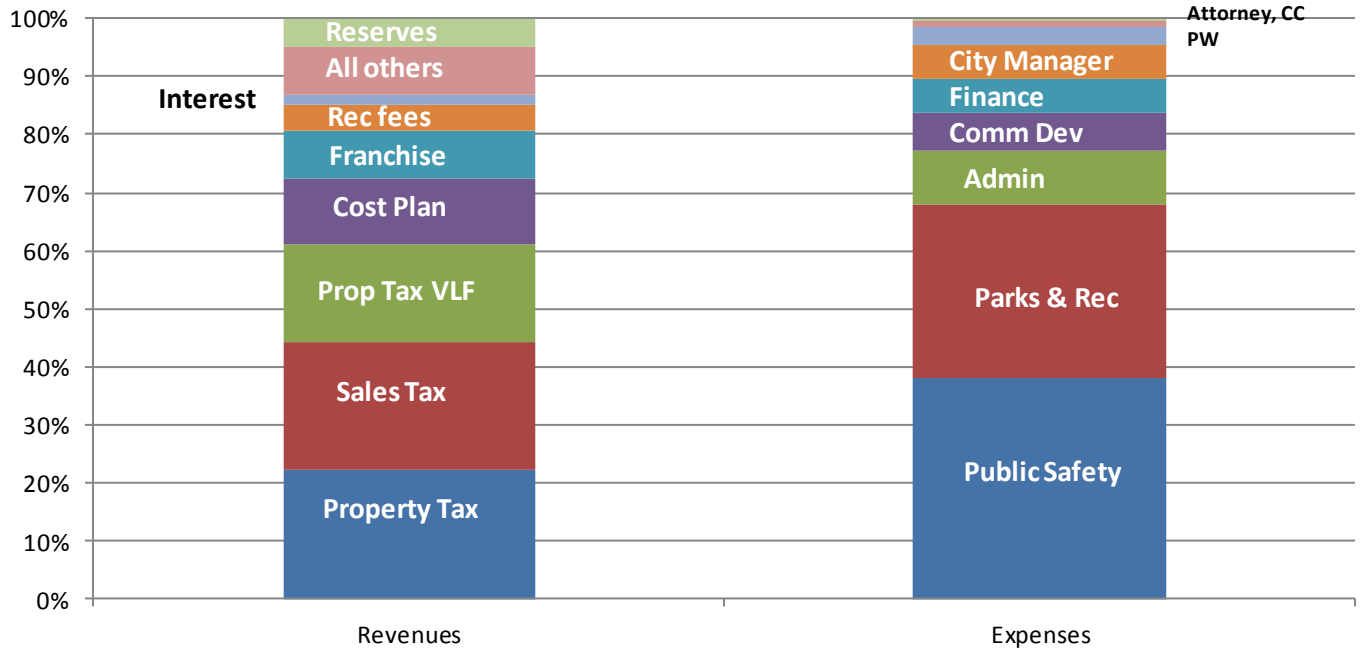

The survey below shows how the City fared compared to other municipal agencies on selected major revenue sources:

City of Moorpark
Revenue and Population Survey
(Based on FY 2010/11 Actual)

	Moorpark	Thousand Oaks	Camarillo	Simi Valley	Santa Paula	Agoura Hills	Oxnard
Sales tax [1]	$2,577,105	$22,123,406	$12,591,309	$14,632,972	$1,417,271	$3,041,806	$33,396,737
Property tax [2]	7,287,282	34,355,639	19,401,813	22,864,848	5,286,239	9,206,942	71,118,203
Business License/ Registration	144,845	1,708,860	1,320,115	1,751,072	110,511	61,745	4,412,881
TOT	-	2,702,879	1,581,673	1,218,094	73,504	1,709,143	3,301,864
VLF	170,592	657,519	303,904	641,204	136,727	118,561	897,751
Total	$10,179,824	$61,548,303	$35,198,814	$41,108,190	$7,024,252	$14,138,197	$113,127,436
January 1, 2011 population	34,710	127,557	65,830	125,026	29,531	20,393	199,722
Revenue per capita	$ 293.28	482.52	534.69	328.80	237.86	693.28	566.43

Notes:

1. Sales tax per capita is $122 for the State; $120 for Ventura County and Moorpark's is $92.

2. Thousand Oaks, Camarillo and Simi Valley include property tax revenues for their respective Recreation Districts, reported at 90% of the total since respective District boundaries are greater than city's.

The City of Moorpark continues to be a relatively low property and sales tax city. As referenced above, the City's per capita sales tax is only about 70% of the county and statewide average and the City is also on the lower end of total GF Revenue per capita. In addition to relatively low sales and property taxes, the City has no revenue from Utility Users Tax (UUT), Transient Occupancy Tax (TOT) and business licenses (current Business Registration Program generates about $130,000 per year and is cost neutral).

About 20% of the City's approximate GF revenue of $16.1 million includes:

- $1,938,300 Cost Allocation Plan from various other City funds
- Zero cost allocation from MRA, due to its demise
- $300,000 in interest income; revenue increased by $50,000 from estimated FY 2012/13 due to purchases of longer-term securities with a higher rate of return.

Partially as a result of the Cost Allocation Plan, the GF is proposed to transfer out $2,592,778 to certain department's restricted funds in FY 2013/14 to maintain current level of service, as compared to FY 2012/13 in which about $2,419,648 is projected to be transferred.

GENERAL FUND TRANSFERS OUT

FUND	Budget 2012/13	Budget 2013-14
Park Maintenance	$ 1,418,017	$ 1,397,027
Community Development	1,162,024	854,187
Engineering/Public Works	113,821	159,799
Gas Tax	0	0
City wide Assessment District Landscaping and Lighting	285,357	142,128
Assessment District Zone 1	455	2,288
Assessment District Zone 3	1,692	748
Assessment District Zone 4	4,254	0
Assessment District Zone 5	34,311	23,075
Assessment District Zone 6	2,642	448
Assessment District Zone 7	11,116	632
Assessment District Zone 8	22,194	8,550
Assessment District Zone 9	4,192	2,803
Assessment District Zone 10	7,677	0
Assessment District Zone 14	2,992	1,093
Total	$ 3,070,744	$ 2,592,778

The total projected transfers of $2,593,000 is $478,000 less than what will be transferred in FY 2012/13. This is one of the reasons why the GF projected deficit is smaller this year. This $2,593,000 GF Transfer Out, less the cost allocation plan revenue of $1,938,000, leaves a "net Transfer Out" of $655,000. The primary goal of these transfers from the GF is to eliminate the negative fund balances in the other funds. The GF will only transfer the amount of money it will require to bring the fund balances in these other funds up to zero.

The City receives franchise fees from various companies. Revenues from these fees are normally very stable from year to year as shown in the next table. The growth in these fees is generally a result of new development.

Franchise	FY 2010/11 Actual	FY 2011/12 Actual	FY 2012/13 Estimate	FY 2013/14 Budget
Cable TV	$ 404,048	$ 417,118	$ 425,000	$ 425,000
Edison	279,817	377,067	300,000	300,000
Natural Gas	95,151	94,596	100,000	100,000
Oil	5,144	2,742		
PEG Fees	41,883	48,601	50,000	50,000
Comm Services/Impact Fee			155,000	155,000
GI - Rubbish	199,654	198,330	195,000	200,000
Moorpark Rubbish	119,272	124,892	113,500	120,000
Landfill Local Impact Fee	53,167	59,511	55,300	60,000
CIWMP Fees	9,641	8,884	9,100	10,000
TOTAL	**$ 1,207,777**	**$ 1,331,741**	**$ 1,402,900**	**$ 1,420,000**

The current economic climate has greatly affected new development. As you are aware, the City's Community Development Department has historically been predominantly funded by development-related revenues. The decline of such revenue was experienced in the last six fiscal years and is expected to continue through at least FY 2013/14. As a result, the Community Development Fund has required transfers from the GF to support its normal operations. Next year's transfer from the GF is $854,000.

	2009-10 Actuals	2010-11 Actuals	2011-12 Actuals	2012-13 Original Budget	2012-13 Revised Estimate	2013-14 Budget
Total Revenues	$ 1,070,681	$ 915,101	$ 685,242	$ 690,000	$ 686,900	$ 931,200
Total Expenditures	$ 1,907,695	$ 1,773,712	$ 1,578,935	$ 1,863,011	$ 1,580,442	$ 1,785,387
Surplus or (Deficit)	**($ 837,014)**	**($ 858,611)**	**($ 893,693)**	**($ 1,173,011)**	**($ 893,542)**	**($ 854,187)**
Transfers In	$ 837,014	$ 858,611	$ 893,693	$ 1,173,011	$ 893,542	$ 854,187
Begin Fund Balance	$ 0	$ 0	$ 0	$ 0	$ 0	$ 0
End Fund Balance	**$ 0**	**$ 0**	**$ 0**	**$ 0**	**$ 0**	**$ 0**

General Fund Reserves

The GF is currently projected to have a surplus of about $1 million for FY 2012/13. As previously stated, this is primarily from expenditure savings and is about 6% of the total GF budget. The surplus is proposed to be used to help balance the FY 2013/14 GF budget.

HISTORY OF MOORPARK'S GENERAL FUND BALANCE AND RESERVES
Fiscal Years 1994/95 thru 2011/12
(Based on audited numbers)

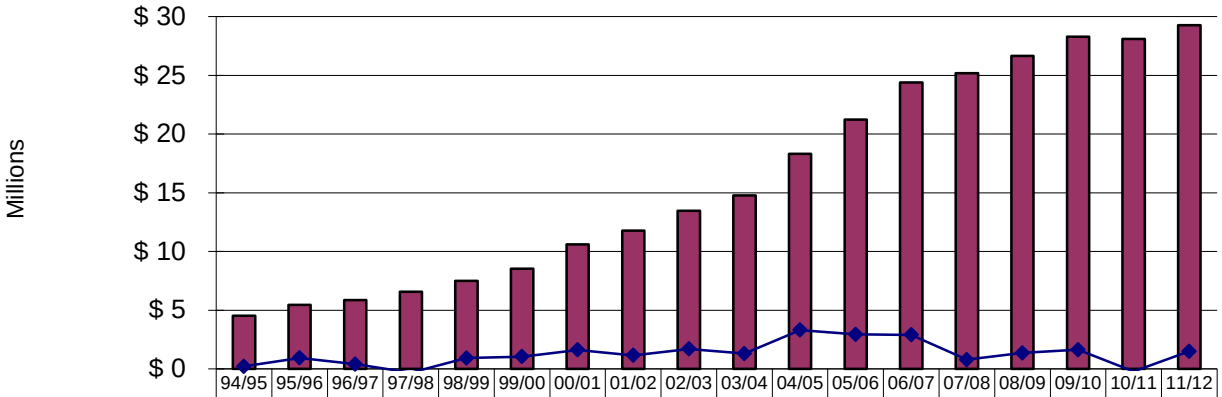

	94/95	95/96	96/97	97/98	98/99	99/00	00/01	01/02	02/03	03/04	04/05	05/06	06/07	07/08	08/09	09/10	10/11	11/12
Fund Balance	4.53	5.46	5.86	6.58	7.50	8.54	10.60	11.76	13.46	14.76	18.30	21.24	24.40	25.19	26.65	28.29	28.08	29.25
Surplus	0.21	0.93	0.40	(0.32)	0.92	1.04	1.62	1.16	1.70	1.30	3.30	2.94	2.90	0.79	1.36	1.63	(0.21)	1.50

There is a need to set money aside for future capital projects including city hall, library expansion, streets, parks, and building maintenance and upgrades.

Additionally, staff is evaluating whether a contingency fund should be established and used when annual costs for the following items increase above Consumer Price Index (CPI):

- CalPERS announced rate increases. The rates are anticipated to increase by an average of 1% of payroll ($50,000) annually beginning in FY 2015/16 for a period of five years to FY 2020/21. Therefore, we can anticipate an increase of $250,000 over current contributions. This will be the new normal City contribution, approximately 15% of payroll.
- Sherriff's contractual increases
- Health insurance premium increases
- General Liability and Workers Compensation premium increases

Cost Increases Anticipated for FY 2013/14

Staffing Expenses

No cost of living adjustment is included in the personnel costs. Full time salary costs have increased by $10,000 due to merit increases. The level of employee benefits is proposed to remain the same.

The general liability insurance budget is $274,395; an increase of $41,472 (GF increase of $28,000), an approximate 15% increase. The worker's compensation insurance premium budget is $139,081 for FY 2012/13. This is an increase of $80,929 (GF) increase of $54,000), or 139%. These rates vary from year to year through the pooling of losses and purchased insurance through the CJPIA. Each year the CJPIA prepares the annual invoice which is due July 1st. The invoice is comprised of two components: the annual contribution and the aggregate retrospective adjustment, which reflects the City's claims and loss experience from prior years.

The cost of the health plan is expected to increase 10% on January 1, 2014. The CalPERS Board is expected to disclose the rate increases for the health plans in late summer. Beginning with FY 2010/11, the City's payment for employee's medical insurance is "capped" at the higher of: $1,177 per month or 90% of the family rate for the PERS Choice Preferred Provider Organization (PPO) Plan. Therefore any increase in cost is solely from the increase in the PERS Choice PPO rate. FY 2012/13 medical premiums are approximately $908,000, with next year's estimate at $992,000; an increase of $84,000 (GF $56,000).

The FY 2013/14 City rate for the CalPERS retirement plan decreased 0.524% of pay, from 10.806% down to 10.282%. CalPERS experienced abnormally high losses in 2008 and 2009. The funded ratio of the retirement plan decreased from over 100% to the 60% range. CalPERS has announced a change in their actuarial methodologies. The new method is expected to return the fund to 100% funding in 30 years. We can anticipate a 1% of payroll ($50,000) annual increase in contributions beginning in FY 2015/16 for five years. At the end of five years, the cumulative increase will be about 5% of payroll or $250,000 (about $167,000 GF). The City's employer rate will be 15% of payroll afterwards. CalPERS will release the official rates in November 2013 for FY 2014/15.

A new cost in FY 2008/09 was the annual contribution of $31,000 for OPEB. Annual contributions are made at the end of each fiscal year, beginning with the June 30, 2009 contribution. The cost to the GF is approximately $16,000. The next actuarial study ($13,000 cost) shall be performed for fiscal year ending June 30, 2013, in FY 2013/14.

Personnel Changes since July 1, 2008

- Senior Management Analyst (MRA) left vacant
- Deputy City Manager (Community Development) left vacant
- Secretary I (Finance & MRA) left vacant
- Assistant City Engineer left vacant
- Parks/Landscape Manager left vacant
- Management Analyst (Community Development) left vacant
- Accountant (Finance) left vacant

The estimated savings from these personnel actions is approximately $1,128,000 annually, with the GF portion being $801,000 (includes Community Development, Engineering, Parks Maintenance and LLMAD).

For the last several years, the training budget has been limited to $200 per full-time employee, unless there is specialized training for a specific employee. A recent example of such specialized training was provided by the Government Finance Officer Association (GFOA) for the Budget and Finance Manager. Each department head determines how to allocate the departmental general training budget.

Travel and conferences have also been limited. The Planning Commission and Parks and Recreation Commission each have a budget to allow two Commissioners to attend a conference (in some years the funds were divided among the number attending). This year the draft budget only includes funding for one Commissioner from each of the two mentioned Commissions.

The annual appropriation for the Council includes the equivalent of $2,500 per member. This amount has been the same for at least the last five years. Travel and conferences for staff typically are for middle and upper management. With few exceptions, only one staff member from a department attends the same specific conference, such as the Planning Institute or California Parks and Recreation Society (CPRS). We also take into account the location. Usually we wait for alternating years when a conference is in a Southern California location to reduce costs.

The Public Safety Department training budget reflects the ongoing need for specialized training and more frequent turnover than for the City's general employees.

Cost Allocation Plan

Ten years ago, the City implemented a comprehensive cost allocation plan in compliance with federal regulations. This plan allocates certain GF "overhead" costs to other funds. As a result of this, in FY 2013/14, the GF will receive $1,938,300 from other funds as payment for services provided by the GF departments.

COST ALLOCATION PLAN SUMMARY

FUND	2011/12	2012/13	2013/14
Library	$ 199,500	$ 173,100	$ 166,800
Community Development	409,400	336,100	380,300
L & L Assessment Districts	466,200	298,700	314,000
Park Maintenance Fund	445,700	407,600	383,100
Local Transit	203,000	170,700	191,800
Engineering	83,900	30,900	93,400
Solid Waste AB 939	83,800	74,900	81,600
Gas Tax Fund	300,300	372,700	327,300
MRA-Low/Mod Housing	78,500	-	-
MRA-Operations	228,000	-	-
TOTAL	**$ 2,498,300**	**$ 1,864,700**	**$ 1,938,300**

This is an increase of $73,600 or 4% over the allocation for FY 2012/13. The loss of redevelopment in FY 2011/12 is felt acutely here in the Cost Allocation Plan with the reduction of $306,500 in revenue.

The total proposed budget for FY 2013/14 is summarized below.

Expenditure Category	City of Moorpark General Fund	City of Moorpark All Other Funds	Successor Agency	TOTAL All Funds
Personnel	$ 4,432,215	$ 3,148,655		$ 7,580,870
Operations	$ 9,312,962	$ 6,457,368	$ 452,600	$ 16,222,930
Sub-Total	**$ 13,745,177**	**$ 9,606,023**	**$ 452,600**	**$ 23,803,800**
Capital Outlay / Improvement	$ 638,622	$ 17,591,327	$ 717,994	$ 18,947,943
Debt Service	$ -	$ 30,000	$ 1,900,758	$ 1,930,758
Transfers to Other Funds	$ 2,592,778	$ 1,938,301	$ 2,468,757	$ 6,999,836
TOTAL	**$ 16,976,577**	**$ 29,165,651**	**$ 5,540,109**	**$ 51,682,337**

Please note the proposed GF capital budget ($639,000) is less than 4% of the total GF budget ($17 million).

City Council

Moorpark's FY 2013/14 membership costs for the following organizations are: LCC $12,200; Local Agency Formation Commission (LAFCO) $6,500; Ventura Council of Governments (VCOG) membership $3,700; Southern California Association of Governments (SCAG) $3,700.

The City is currently reviewing proposals to conduct a Voter Opinion Survey to determine voter support for a revenue enhancement measure in Moorpark. The last survey was conducted in FY 2007/08, which showed that voters were most satisfied with park maintenance, open space preservation and police services; and were least satisfied with traffic safety, planning and street maintenance. At that time, there was insufficient voter support for either a tax or bond measure or an increase in the parks or lighting/landscape assessment districts.

City Manager

For FY 2013/14, the Assistant City Manager, who will be in charge of special projects; along with the Economic Development Manager and Secretary have moved to the City Manager's department. Otherwise, no substantive changes from the prior year.

City Attorney

On December 1, 2012, the City Council contracted with Richards, Watson and Gershon to provide attorney services. Staff projects that litigation and other legal costs from the GF to be at a similar level in the coming year. Whenever appropriate, the cost of legal services is charged to development projects and specific departments. As in the past, funding for litigation above a cumulative $25,000 is appropriated by the Council separately as the need arises.

Administrative Services/City Clerk

One Senior Management Analyst is being moved to the Administrative Services department along with the Library operations and Emergency Management function.

<u>City Clerk</u>
The City Clerk's division has one noteworthy budget item:

- $15,000 to begin phase 2 of the comprehensive overhaul of the City's records management. This phase includes Community Development and Public Works.

<u>Information Systems/Cable TV</u>

- $25,000 for new website design and implementation
- $7,200 for Global Positioning System (GPS) maintenance
- $10,000 for video system optimization and development
- $12,000 for system digitization upgrade for the video control room

Emergency Management

The budget reflects the City's commitment to emergency preparedness and disaster response with funds budgeted for equipment, training and community outreach. The budget includes staff training for Standardized Emergency Management System (SEMS)/National Incident Management System (NIMS), Cardiopulmonary Resuscitation (CPR) and first aid. Functional Plan Updates are scheduled to be completed this year.

Library

The City assumed responsibility for the Moorpark Library operation on January 1, 2007. Total revenue is budgeted at approximately $802,000 (of this amount, approximately $775,000 has been projected from property tax) for the Library Services Fund and expenditures for the fund have been projected at $964,000 (includes $52,000 for City staffing charges, $701,000 for operating costs and $173,000 for cost plan allocation).

Finance

Staff has contracted with Bartel Associates, LLC to conduct the actuarial analysis to comply with Government Accounting Standards Board (GASB) Statement Numbers 43 and 45 concerning OPEB. Finance staff shall be researching the latest version upgrade to our financial system (Pentamation), as well as implementing the Employee Access Center (EAC). EAC will allow employees to receive copies of their paychecks via email and have view only access to their own payroll records.

Community Development

Moorpark Redevelopment Agency (MRA) / Successor Agency

ABx1 26 abolished the Redevelopment Agency of the City of Moorpark (MRA) as of February 1, 2012. The City created new funds to account for the "winding down" of the former MRA. These funds account for the new activities of the "Successor Agency". The employees that were paid from redevelopment property tax increment have had their funding changed to several funds; including GF, City Housing Fund and Community Development Fund. The Successor Agency has received approvals from the DOF for the Due Diligence Review of the Low and Moderate Income Housing Fund and All Other Funds of the former MRA. The DOF approved the Successor Agency's "Finding of Completion". The next phase is to secure approval of the Property Management Plan by the DOF. This plan will list the properties and their disposition.

The Successor Agency will continue to make principal and interest payments of approximately $1.9 million on its three bond issues:

MRA Bond Issue	Principal	Interest	TOTAL
1999 Tax Allocation Refunding Bonds	$ 580,000	$ 176,963	$ 756,963
2001 Tax Allocation Bonds	15,000	585,526	600,526
2006 Tax Allocation Bonds	40,000	503,269	543,269
TOTAL	$ 635,000	$ 1,265,758	**$ 1,900,758**

The Successor Agency is not responsible for making pass through payments. That responsibility has been transferred to the County Auditor by ABx1 26.

Affordable Housing and Economic Development

The Low and Moderate Income Housing Fund was abolished as of February 1, 2012 due to AB x1 26. The City no longer receives 20% "set-aside" from the property tax increment generated by the redevelopment project area. The State has abolished **THE PRIMARY SOURCE** of funding for low and moderate income housing within the City. The property and other encumbered assets of the former Low and Moderate Income Housing Fund were taken over by the City as the Successor Housing Agency. The DOF approved these Housing Asset Transfers.

As in the past years, we are proposing the use of City Housing funds to fund $5,000 for 211 system, Interface Children and Family Services.

Community Development and Planning

A small percentage of the building permit fee is allocated to the Community Development Advance Planning Account (2200-3826) to partially support City efforts to update the City's General Plan. Approximately $8,000 is estimated to be collected during FY 2013/14 and this will help offset the estimated $165,000 needed to update the Land Use and Circulation Update with Environmental Impact Report (EIR) Preparation in FY 2013/14. This revenue is accounted for as part of the Community Development Fund.

As the City approaches build-out, fewer large-scale commercial, industrial, and residential projects will be pursued.

The minimum baseline staffing of the Planning function would include the Director, two (2) Planning Professionals, Code Compliance Technician II and Administrative Assistant; projected cost is approximately $705,000. Related operation and maintenance costs without a Cost Allocation plan contribution are projected at $181,000. At the present time, we have a third planning professional at an annual cost of approximately $86,000.

Parks, Recreation and Community Services

The Council has previously approved the promotion of the Parks and Landscape Manager to Parks and Recreation Director. The Assistant City Manager, currently leading the Parks, Recreation and Community Services Department will move to the City Manager's office. Library operations will be moved to the Administrative Services department along with Emergency Management operations.

Animal Control

Animal Control will transfer from Parks and Recreation to Public Works in FY 2013/14. The net contractual costs with the County are budgeted at $45,000 for FY 2013/14. The total contract cost for animal shelter, patrol and canvassing are $195,000. The revenue generated by Moorpark collections is $150,000.

Open Space Maintenance

This division accounts for the operational costs of 12 City-owned open space properties. The most recent purchase was the Tierra Rejada 80 acre property. Operational costs include weed abatement, trail maintenance, property taxes (Tierra Rejada property only, since it is outside city limits) and these are funded solely by the GF.

Park Maintenance

The total cost to maintain the City's parks is projected to be $2.1M for FY 2013/14; about 5% lower than the FY 2012/13 adopted budget and is primarily due to the installation of phase one of the central irrigation system. Special assessments paid by property owners will pay an estimated $735,000 of the operating cost, the GF to pay for $1,397,027 and the balance is funded by Park Improvement Funds. The GF subsidy increased from the prior year.

The City issued a request for proposal to provide park maintenance. The bids will be received in late May 2013 prior to the City Council budget session. We did not estimate any increase in costs for parks maintenance for FY 2013/14. Staff will know the bid prices by the time of the budget session.

The major capital improvement projects budgeted in FY 2013/14 include: construction of 2nd Street Park; major repairs at Arroyo Vista Community Park (AVCP) parking lots; bicycle pathways and lighting study; Americans with Disability Act (ADA) parking space and signage upgrades at Villa Campesina Park; completion of central irrigation system (phase 2); and Poindexter Park playground equipment replacement.

The assessment engineer has determined that the level of special benefit to property owners is 75%. This means that the City can only assess property owners within the district no more than 75% of the costs of maintaining, operating, and improving the park

and recreation facilities within the district. When the initial assessment was set at $39.00 for a single family equivalent (SFE) unit, the total assessment generated approximately 51.6% of the revenue required to support park maintenance and improvement operations at that time. This percentage was well below the "special" assessment cap of 75%. The City contributed funds to cover the remaining 23.4% special benefit, as well as, 25% general benefit mostly from the GF. Over the years, as park acreage and amenities expanded and maintenance and utility costs increased, out-pacing the increase in assessment revenues, the percentage of the total activities funded by non-assessment revenues has increased. For FY 2013/14, the park assessment revenue is estimated to be $735,000, which covers about 34% of the overall cost to operate and improve City parks or 46% of the 75% special benefit.

The following table describes the changes related to the park operating costs from FY 1999/00 to proposed FY 2013/14. In this period, the assessment revenue (AR) has increased about $288,000 (64.43%) and the GF contribution grew to about $977,027 (232.63%).

PARK MAINTENANCE

	FY 1999/00	**Proposed FY 2013/14**	**Change**
No. of parks	14	19 *	5 36 %
Assessment Amount	$ 39	$ 56	$ 17 44 %
SFE Benefit units	11,466	13,223	1,757 15 %
Operating Costs	$ 867,000	$ 2,143,427	$ 1,276,427 147 %
Assessment Revenue	$ 447,000	$ 735,000	$ 288,000 64 %
General Fund Contribution	$ 420,000	$ 1,397,027	$ 977,027 233 %
AR as a % of Operating Costs	52 %	34 %	(17 %)
GF as a % of Operating Costs	48 %	65 %	17 %

* Includes Serenata Trail and three months of Walnut Acres Park

Recreation/Active Adult Center

Recreation programs have continued to expand to include additional events and programs such as the Arts Festival and Talent Show. Operating costs for this division increased by $14,800 or 1%, from $1,078,950 in FY 2012/13 to $1,093,750 in FY 2013/14. For the Active Adult program, total appropriations increased by 10% from

$260,167 in FY 2012/13 to 289,196 in FY 2013/14. This net increase is primarily due to staffing changes between the Active Adult Center and the Recreation division.

Facilities

Proposed FY 2013/14 budget is $1,432,263 of which $484,000 is for capital improvements:

- $94,000 for back-up generators at Arroyo Vista Recreation Center (AVRC)
- $100,000 for Heating, Ventilation and Air Conditioning (HVAC) replacement at AVRC
- $145,000 for Art in Public Places on High Street
- $145,000 for Art in Public Places at AVRC

Landscaping and Lighting Maintenance Assessment Districts

Citywide Lighting and Landscaping Zone and Assessment District No. 84-2 (AD84-2) Zones of Benefit 1 thru 11 were established prior to the passage of Prop 218. The per lot assessments in these zones are set and may not be increased without seeking voters' approval. This has limited the City's ability to recover increasing lighting and landscaping costs to maintain these areas. Thus, several of these Zones continue to face deficit fund positions. Since FY 2004/05, the City used reserve funds from the Gas Tax Fund and GF to offset the deficit fund balances. The City's practice has been to fund 100% of the street lighting deficit and 50% of the landscaping deficit from the Gas Tax Fund; and 50% of the landscaping deficit from the GF. The Gas Tax fund has no reserves available to fund these expenses; therefore the GF is now the sole supporter of these deficits. Next table shows the transfers over the last seven years:

Fiscal Year	Aggregate Deficit	Transfer From General Fund	Transfer From Gas Tax Fund
2300: Lighting		126,100	
2300: Landscaping		16,028	
2301 Landscaping[1]		2,288	
2303 Landscaping[2]		748	
2305 Landscaping[4]		23,075	
2306 Landscaping[5]		448	
2307 Landscaping[6]		632	
2308 Landscaping[7]		8,550	
2309 Landscaping[8]		2,803	
2314 Landscaping[10]		1,093	
Total 12/13 (forecast)	**181,765**	**181,765**	**-**
2300: Lighting		55,202	61,446
2300: Landscaping		193,699	
2303 Landscaping[2]		1,037	
2304 Landscaping[3]		3,951	
2305 Landscaping[4]		28,422	
2306 Landscaping[5]		2,364	
2307 Landscaping[6]		9,039	
2308 Landscaping[7]		21,237	
2309 Landscaping[8]		3,460	
2310 Landscaping[9]		37,478	
2314 Landscaping[10]		2,619	
Total 11/12 (actual)	**419,954**	**358,508**	**61,446**
2300: Lighting		-	134,618
2300: Landscaping		95,696	95,696
2303 Landscaping[2]		1,321	1,321
2304 Landscaping[3]		3,737	3,737
2305 Landscaping[4]		10,578	10,578
2306 Landscaping[5]		1,781	1,781
2307 Landscaping[6]		4,997	4,997
2308 Landscaping[7]		8,709	8,709
2309 Landscaping[8]		2,193	2,193
2314 Landscaping[10]		1,644	1,644
Total 10/11 (actual)	**395,930**	**130,656**	**265,274**

Fiscal Year	Aggregate Deficit	Transfer From General Fund	Transfer From Gas Tax Fund
2300: Lighting		93,210	93,210
2300: Landscaping		104,209	104,209
2303 Landscaping[2]		3,091	3,091
2304 Landscaping[3]		4,698	4,698
2305 Landscaping[4]		16,895	16,895
2306 Landscaping[5]		2,583	2,583
2307 Landscaping[6]		5,763	5,763
2308 Landscaping[7]		9,549	9,549
2309 Landscaping[8]		3,255	3,255
2314 Landscaping[10]		2,563	2,563
Total 09/10 (actual)	**491,624**	**245,812**	**245,812**
2300: Lighting		-	42,936
2300: Landscaping		108,551	108,551
2304 Landscaping[3]		645	645
2305 Landscaping[4]		6,962	6,962
2306 Landscaping[5]		1,448	1,448
2307 Landscaping[6]		1,542	1,542
2308 Landscaping[7]		8,369	8,369
2309 Landscaping[8]		2,301	2,301
Total 08/09 (actual)	**302,568**	**129,816**	**172,752**
2300: Lighting		-	60,080
2300: Landscaping		82,299	82,299
2305 Landscaping[4]		7,242	7,242
2308 Landscaping[7]		439	439
2309 Landscaping[8]		72	72
2310 Landscaping[9]		12,314	12,314
Total 07/08 (actual)	**264,812**	**102,366**	**162,446**
2300 Landscaping		59,369	59,369
2305 Landscaping[4]		5,807	5,807
2310 Landscaping[9]		10,426	10,426
Total 06/07 (actual)	**151,204**	**75,602**	**75,602**

Notes:

[1] District 1: Pecan Avenue Tract 2851
[2] District 3: Buttercreek Road and Los Angeles Avenue Tract 3032
[3] District 4: Williams Ranch Road Track 3274
[4] District 5: Tierra Rejada Rd. Parkways: Peach Hill Rd to Southern California Edison (SCE) Easement L/S Tract 3019 & Tract 3525
[5] District 6: Inglewood Street Tract 3274
[6] District 7: Parkway North Side of Los Angeles Avenue, East of Gabbert Road
[7] District 8: Home Acres Buffer

[8] District 9: Parkway at Condor Drive and Princeton Ave.
[9] District 10: Mountain Meadows
[10] District 14: Wilshire Builders Peach Hill Road & Rolling Knoll Road Tract 5201

Public Works

AB 939 / Solid Waste

The City has extended the term of the current franchise agreements for residential and commercial solid waste services through June 30, 2013.

City Engineer/Public Works (CE/PW)

The FY 2013/14 appropriations for Public Works, Street Maintenance and Engineering divisions total $2,131,225; allocated among salaries and benefits ($823,045), operations and maintenance costs ($881,256) and transfers/cost allocation plan charges ($426,924). There is $50,000 allocated for a pavement management program.

About $1,803,200 or ninety-four percent (94%) of cost is funded by Gas Tax revenues ($596,000), Local Transit TDA Article 8 ($947,736), GF ($324,000), and Engineering revenues ($326,200). GF monies spent to support CE/PW operational activities, including National Pollutant Discharge Elimination System (NPDES) and Parking Enforcement, have increased from $243,000 in FY 2006/07 to a projected $596,767 in FY 2013/14.

TDA allocation from VCTC has been declining from $1,419,000 in FY 2006/07 to $1,247,736 in FY 2013/14. In FY 2013/14, the combined ending fund balances available for streets and roads is projected at $160,000. On June 30, 2013, the projected fund balance of HUT 2103 will be $400,000. We expect to receive another $350,000 and appropriations of $114,000 in FY 2013/14.

The minimum baseline staffing of the City Engineer/Public Works and Streets functions would include the City Engineer, a second engineering position, Senior Management Analyst, Administrative Assistant and three (3) Maintenance positions. It is projected to cost about $848,000.

NPDES

The City is a Co-Permittee under the Ventura County Municipal National Pollutant Discharge Elimination Storm Water Permit (Permit) issued by the Regional Water Quality Control Board (Regional Board). The new Permit, adopted by the Regional Board; United States Environmental Protection Agency; and the State Water Resources Control Board last August 2, 2009, increased the Co-Permittees' storm water compliance responsibilities and costs significantly in FY 2011/12. It required expanded inspection programs to include examination of nurseries, laundry facilities and industrial

sites every two years; and update of the City's Storm Water ordinance. The FY 2013/14 budget is $186,320 an increase of $22,000 from the prior year. Facilities are inspected once every two years. Inspection fees are paid annually along with the facilities business registration.

Street Maintenance

In FY 2013/14 Streets, combined revenue is projected at about $1,894,000 with expenditures of about $1,587,000. Gas Tax and HUT 2103 are derived on a cents per gallon excise tax on fuel. The source of the TDA revenue is the ¼% Sales Tax collected by the State. The Gas Tax fund does not transfer money to the LLMAD.

TDA 8A funds are paying for Spring and Princeton Overlay ($133,000), Railroad Crossing at Spring ($153,000), Sidewalk Reconstruction ($50,000). HUT 2103 is paying for Slurry Seal ($33,000).

As a reminder, SB 716 dictates that beginning July 1, 2014; all TDA money must be used for transit purposes only. There is not sufficient annual GF revenue at the present time to supplement the traditional funding source for streets.

Transit

Transit has $1,001,000 in total appropriations for FY 2013/14. We have budgeted $55,000 for Compressed Natural Gas (CNG) fuel. Paratransit service cost is projected at $45,000 with another $45,000 for capital maintenance. This is partially funded by the Federal Transit Administration (FTA) money. The City will save $40,000 from the Vista East-County Bus Route in FY 2013/14; VCTC will fund it from other revenue sources.

Public Safety

For FY 2012/13 the City budgeted $6,537,000 for public safety. Currently, our estimate is to spend $6,278,000, a savings of $259,000. The County of Ventura Sheriff's Office did not increase their rates as high as we had anticipated. Moreover, charges for overtime and special events; and vehicle maintenance and fuel will be below appropriated amounts. We anticipate a 5% increase in the police rate in FY 2013/14. Therefore, the GF would have to absorb $287,000 in additional service costs in FY 2013/14.

Recall that in FY 2008/09, the City added a 40-hour patrol car funded for 10 months using Traffic Safety Fund reserves in the amount of $186,000. For FY 2009/10 we upgraded the 40-hour patrol to an 84-hour patrol and completely paid for it with GF money. As a reminder, in FY 2008/09 the City used $402,000 from the Traffic Safety Fund reserves to fund a portion of traffic related law enforcement services. The City combined the School Resource Officer with the Community Service Officer in FY 2012/13, saving about $192,000 annually. At the same time, the City upgraded a patrol Deputy to a Senior Deputy position to serve as beat coordinator; and upgraded an

existing administrative support position, which assumed greater responsibilities for coordinating the volunteers. A second beat coordinator at an estimated cost of $35,000 annually, was discussed by staff, is not funded.

The recommended budget assumes that the State Supplemental Law Enforcement Services Fund (SLESF) will remain the same as FY 2012/13 at $100,000. These revenues are used to partially fund a 40-hour deputy position.

On average, contract rates for police services have been increasing each year in excess of the CPI increases. We have budgeted an increase of 5% for FY 2013/14 for Police Services. Below is a sample of how the rate for one position (Community Resources Officer) has increased over the last twelve years. This is about 92% (an average of about 6% per year) for this twelve-year period.

Fiscal Year	Annual Cost	% Increase
2013/14	$ 244,727	5.00
2012/13	233,073	1.04
2011/12	230,678	4.97
2010/11	219,750	0.60
2009/10	218,444	1.45
2008/09	215,323	2.01
2007/08	211,075	7.68
2006/07	196,021	9.36
2005/06	179,250	9.57
2004/05	163,600	15.36
2003/04	141,817	11.55
2002/03	127,129	

Note: FY 2013/14 is a projected annual cost.

In the last twelve years, the City's population grew by 4,474 from 30,430 in FY 1999/00 to 34,904 in FY 2012/13. This number was determined by the 2010 Census data. Prior to this, DOF had estimated the City's population at about 37,576. This was an average annual rate increase of 1.1%, with peak increase at 7% or 2,371 in FY 2003/04 (Graph 1 – Population).

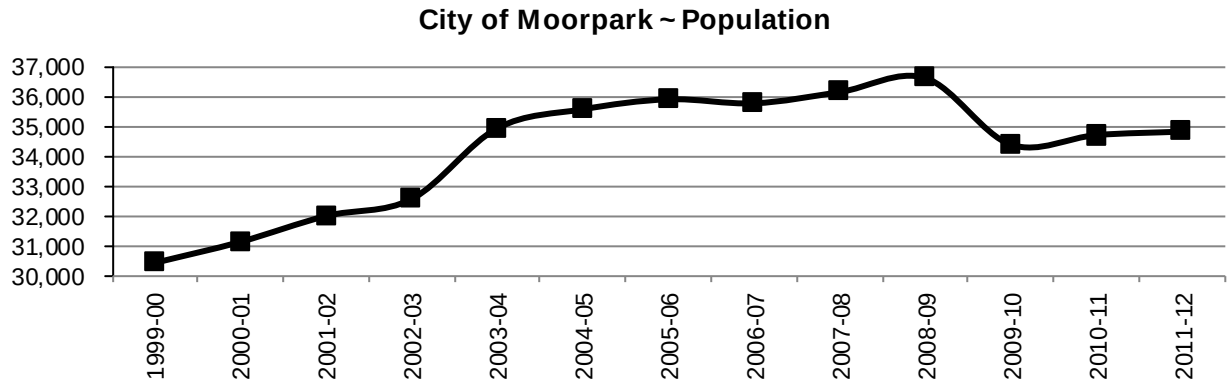

Police services costs have doubled from $2,960,782 in FY 1999/00 to an estimated cost of $6,278,000 in FY 2012/13. Except for FY 2003/04, the police cost follows the same trend as the population growth albeit at a much faster rate of increase (Graph 2 – Police Service Cost).

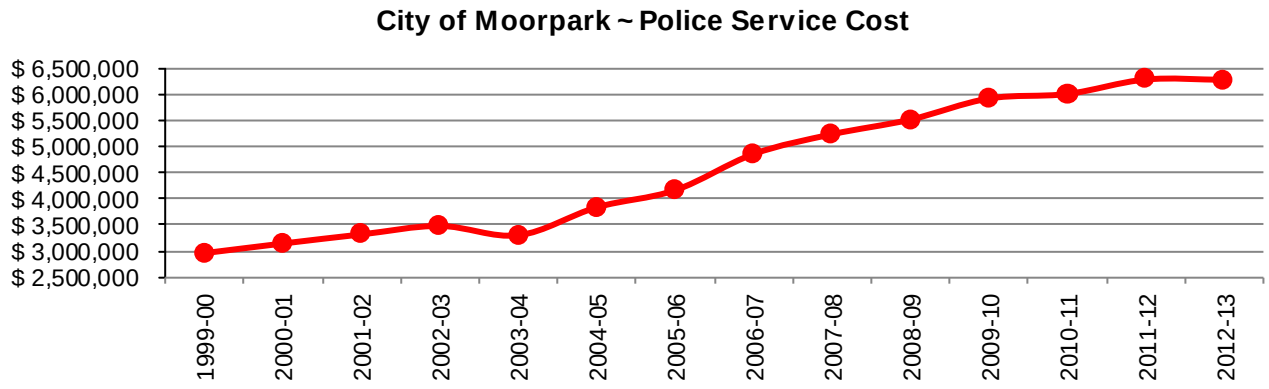

During FY 1999/00 to FY 2002/03, as the population and cost increased, the Part I Crimes, comprising of violent crimes and property crimes, were declining. But with the upsurge of population in FY 2003/04, Part I Crime also rose, with another sharp increase in FY 2007/08 (Graph 3 – Crime Statistics).

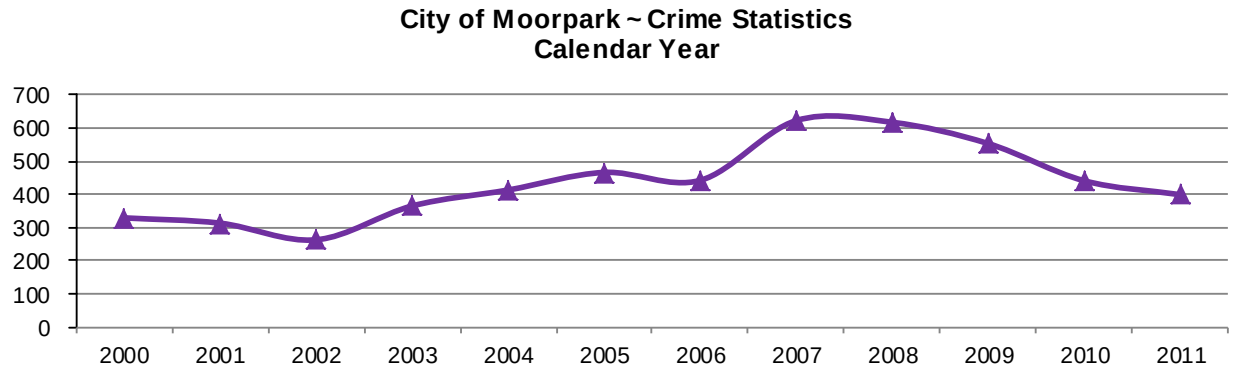

Police Staffing

The FY 2012/13 staffing for the police services is as follows:

Patrol Services
2.0 24-Hour – 7 day (includes 1 Senior Deputy differential)
2.0 84-Hour – 7 day
0.5 Captain
0.5 Management Assistant
1.0 Administrative Assistant I (Non-Exempt)
1.0 Sheriff Service Technician (SST) Report Writer
2.0 Cadets

Traffic Services
3.0 40-Hour Motorcycle
(without relief; includes 1 Senior Deputy differential)

Prevention Services
1.0 Community Resources Officer (Deputy)
2.0 Deputies - Special Enforcement Detail (SED)

Investigation Services
0.75 Detective Sergeant
1.5 Detective Senior Deputy

The City is leasing 4,497 square feet of the total 25,822 square feet in the Police Services Center (PSC) to the California Highway Patrol (CHP) for their Eastern Ventura County Station. The lease also includes the CHP's use of additional space included in the common area lobby and public restrooms. The City receives base rent from this lease at a rate of $1.3342/square foot ($6,000/month) increasing on the annual anniversary date beginning November 1, 2006 at a fixed rate of 2.5% and each year thereafter for the full term of the lease. Currently, the lease rate is $6,892/month and will increase to $7,064/month on November 1, 2013. In addition, the City receives a

monthly payment in an amount of $658 through June 30, 2020, representing an amortized cost for CHP required Change Orders during the building construction that totaled $68,839.58. As approved by the City Council on the allocation of rent revenue approximately $17,400 ($92,700 estimated total lease revenue for FY 2013/14) will be reimbursed back to the GF for the operating and maintenance cost for the CHP leased space and the remaining $75,300 revenue will be used to repay the loan from the Endowment Fund.

Volunteers in Policing

The City of Moorpark Volunteers in Policing (VIP) perform the following duties:

- Assisting the public at the front counter
- Answering phone calls from the public
- Filing vital police records
- Monitoring of Automated Teller Machines (ATM) and gas pumps for fraudulent skimming devices
- Completion of initial crime reports
- Completion of non-injury traffic collision reports
- Pedestrian and Traffic Control at City sponsored special events
    - Country Days
    - Art Show
- Assist with vehicle transfers to and from maintenance facilities for routine service
- Parking enforcement
- Citizen Patrols

Currently, the City budgets $6,235 per year (Object Code 9205) to cover uniform and equipment costs for the volunteers, special enforcement detail / gang unit and bicycle enforcement. An additional $2,000 per year is budgeted (Object Code 9242) to cover volunteer recognition costs. An estimated $1,000 to $2,500 is received each year in public donations for the VIP program. The funds are deposited into a VIP trust account maintained by the City (Account Code 2637) and used to help fund the annual costs of the volunteer program.

Capital Improvement Budget

The street and public works related capital improvement projects (CIP) included in this recommended budget are in compliance with the Capital Improvement Plan approved in July 2012.

Because capital improvement projects span many years, the budget appropriation for these projects is carried forward from year to year until the project is complete. The amounts shown for the FY 2013/14 will be adjusted after conclusion of the FY 2012/13, when actual project expenses to date are tallied.

The City has again proposed a reduced project list for FY 2013/14 totaling $18,800,643 from a variety of funding sources. There will be no GF monies programmed for any CIP, except approved by City Council. The Capital Improvement section of this budget provides detailed information on these projects. As construction related costs increase, the City's purchasing power on capital projects has also declined. In the short term the City has experienced decreasing construction costs due to the economic slowdown.

REVIEW LAST YEAR'S (FY 2012/13) BUDGET ACTIONS BY CITY COUNCIL

The proposed Budget as submitted by the City's operating departments had an approximate $1,360,000 GF deficit. After review with the departments, the net GF operating deficit was reduced about $257,400. On May 24, 2012, the City Manager presented to City Council the Operating and Capital Improvement Budget for the City of Moorpark. The City Manager identified several options: use of GF surplus from FY 2011/12, revenue increases, expenditure reduction measures for the GF and other funds that the GF supports and use GF reserves for one-time costs. As a reminder, the GF supports the following operations: LLMAD, Community Development, Parks Maintenance and Engineering/Public Works. These adjustments resulted in the GF now having a surplus of $1,327; the Council completely eliminated the projected GF deficit. The modifications to the GF are as follows:

City Manager's Budget Message
May 20, 2013

	Description	May 30, 2012 Recommendation	Budget Adoption
1	Projected General Fund operating surplus FY 2011/12	290,000	290,000
2	Eligible traffic-related expenses in Public Safety - transfer to Traffic Safety Fund	32,000	32,883
3	Reduce Public Safety overtime by $30,000 and vehicle maintenance/fuel by $25,000	55,000	55,000
4	Increase revenue from Youth Sports leagues	23,600	23,600
5	Second Street Park - transfer to Endowment Fund	15,000	15,000
6	Transfer Tierra Rejada Valley open space parcel expenses to Endowment Fund	17,200	17,200
7	Use General Fund Reserve for specific costs that are not regularly re-occurring or ongoing activities, as follows:		
	a CalPERS side fund liability payoff	31,500	31,500
	b November 2012 General Election	15,000	15,000
	c Records scanning and reorganization	25,000	25,000
	d Carpet replacement in the City Hall modular building	25,000	25,000
	e Video system upgrades	22,000	22,000
	f New website design	25,000	25,000
	g General Plan EIR/Graphics & Housing Element update	185,000	185,000
	h 30th Anniversary activities	8,000	8,000
8	Eliminate part-time costs from Community Services since this related to the High Street Arts Center (HSAC) operations	9,800	9,930
9	Increase Revenue as the City's share of the Library tax increment as successor to Ventura County	120,000	120,000
10	Increase Revenue estimate for Property Tax Unsecured	40,000	40,000
11	Increase General Fund Transfers to various departments to fund retirement and workers' compensation costs	(24,000)	(23,043)
12	Reduce items in Information Systems (IS) / Cable TV		
	d Bulletin Board System (BBS)/Character Generator	2,500	2,500
13	Increase in Parks Landscaping Contract	(18,000)	(17,182)
14	Law Enforcement Contract modifications		
	a Eliminate School Resource Officer (SRO)	242,212	242,212
	b Additional overhead due to elimination of SRO	(6,000)	(6,000)
	c Upgrade Deputy to Senior Deputy (Differential Patrol)	(34,118)	(34,118)
	d Upgrade Office Assistant to Administrative Assistant (NE)	(10,000)	(10,000)
15	Shift Contract Scanning $10,000 to Part-Time staff	0	0
16	Redistribution of Overhead Costs due to reductions in IS	0	3,715
17	Additional General Fund Reserve	0	6,000

Options to Address Potential General Fund Deficit

The following measures, which are the same as last year, are presented for consideration in order to lower GF expenditures in FY 2013/14 to reduce the projected $800,000 deficit in lieu of using GF reserves. Most of the proposals would achieve direct or indirect GF savings resulting from reduced expenditures or reduced GF transfers to other funds. Some of these actions would need to be considered as part of the meet and confer process.

Potential Expenditure Reductions and Transfers to other Funds

1.	Delete employee recognition activities for both City employees and contract law enforcement and volunteers.	$15,000
2.	July 3 Event The total cost of about $50,000 includes $10,000 for police services with revenue offset estimated at $40,000. Net GF cost is projected to be $10,000 in FY 2013/14.	$10,000
3.	Arts Festival (minimal revenue offset)	$4,000
4.	Employee Training Reduction (FY 2008/09 was $400 per employee; FY 2013/14 is $200)	TBD
5.	Reduce or eliminate costs for fountain at Tierra Rejada/ Mountain Trail	$5,100
6.	Reduce Government Channel expenses	
	A. Discontinue all MPTV 10 operations	$50,000
	B. Televise only City Council meetings	$15,000
	C. Staff maintains BBS	$10,000
7.	Eliminate Active Adult Center Volunteer Recognition Meal This is now a day time event.	$3,500
8.	Quarterly City Newsletter and Recreation Brochure	
	A. Eliminate all four (4) quarterly newsletter/brochure issues	$30,000
	B. Eliminate two (2) quarterly newsletter/brochure issues	$15,000
9.	Eliminate GIS contract	$23,600
10.	Perform maintenance In-House for:	

	A. Magnolia Park	$3,000
	B. Veterans Memorial Park	$3,200
11.	Turn off 800 street lights, about 1/3 of total street lights	$120,000
12.	Reduce Staff	$200,000
13.	Reduce law enforcement contract	$200,000
14.	Reduce LLMAD subsidy and reduce maintenance	$100,000
15.	Close Country Trail Park	$58,000
16.	Phase 2 Records Reorganization for Community Development and City Engineer/Public Works Departments	$ 15,000
17.	Combine Arts and Park and Recreation Commissions and reduce to maximum of six meetings per year	$2,500
18.	Eliminate funding of HSAC operations	$25,000

Potential Revenue Options

1.	Transfer to the GF the interest earnings that would otherwise accrue to the Endowment Fund. In establishing the Endowment Fund, the City Council capped its interest earnings at 2% with the balance of any such earnings to accrue to the GF. This proposal would transfer the referenced 2% to the GF as well. Per City Council policy, first 2% of interest goes to Endowment Fund. If this action is selected, it's recommended that it be used for only one or two years to minimize the impact on the Endowment Fund. This was done in FY 2008/09 in the amount of $91,000, but has not been utilized since.	$20,000
2.	Increase Bus Fares. The current $1.00 one-way bus fare was established in 1999. It was 75 cents prior to that time. A 25 cents increase is estimated to yield about $8,800 in additional revenue. About 83% of riders pay the regular $1.00 per trip fare. On average, there is a 3% decrease in ridership for every 10% increase in fares.	$15,000

3. Increase fees for a variety of Recreation programs/activities including youth camps. The most viable portion of this would be increasing fees for youth camps held during the summer, spring, and winter school breaks. Current revenue is projected at $300,000, so a 10% increase would generate $30,000 assuming the same number of participants much of this would not be realized until FY 2013/14. $30,000

4. Charge Adjacent Property Owners for Sidewalk Repairs. Many cities and counties have implemented a program that charges the adjacent owners for damaged sidewalks. Much of the damage is caused by tree roots. The City's current policy is to make the first repair at City expense with all subsequent repairs at the same location to be charged to the adjacent property owner. With the maturing of many of the front yard and parkway trees planted in the last 25 years, the City will see a continuing increase for such repair work. About 250 man hours per year is spent on grinding minor uplifts in sidewalks. $10,000

5. Landscape Maintenance District (LMD) Assessments. The need for GF to supplement the assessments continues to increase. N/A at this time

6. Parks Maintenance District Assessments. The maintenance and improvement costs can be funded by assessments to offset the special benefit costs. It is projected that the approximate $56.33 SFE assessment in FY 2013/14 will fund only 34% of the operations and maintenance costs of City parks and facilities. Without a modification to the assessment, the GF supplement to these costs will continue to increase. N/A at this time

General tax revenues may be used for any purpose. General tax revenues include sales tax, property tax, utility users tax and business license tax. Special tax revenues are levied for a specific purpose. In order to adopt a new or increase an existing general tax, a majority of those voting in the City must approve the tax in the same election in which City Council members are elected. For a special tax, a two-thirds affirmative vote of those voting in the City must approve the tax. The earliest the City might place a tax increase measure on an election ballot would be November 2014. Several of these tax measures are summarized below:

7. Municipalities may adopt additional increments of local sales tax with the approval of two-thirds of voters for revenue for specified services such as police and fire. A simple majority vote would be required for general purpose revenues. An additional 1/4% tax would produce approximately $825,000 per year. $825,000

8. Municipalities may adopt a business license tax. This tax is imposed on businesses for the privilege of doing business in the City. It is most commonly based on gross receipts or levied as a flat rate. The adoption of a business license tax also requires voter approval with a simple majority. The City currently collects a Business Registration fee that is limited to the recovery of administrative costs for its collection and generates about $125,000 annually. A Business License Tax enacted with a typical formula could generate approximately $1,000,000 annually. $1,000,000

9. Municipalities may adopt a utility users tax. This tax can be imposed with simple majority voter approval (for general purposes) on the residential and commercial consumers of any combination of electric, natural gas, cable television, water, cell phone, landline telephone and trash services. Such taxes are imposed by ordinance as a percentage of sales and typically collected by the utility provider. Staff has no current calculation for this tax. $ unknown

10. Municipalities may adopt a parcel tax on real property. Unlike the property tax, a parcel tax is not based on the value of the property. Instead, parcel taxes are generally based on a flat per-parcel rate. Parcel taxes always require a two-thirds majority voter approval and are imposed for any number of purposes including funding police services, neighborhood improvement and revitalization and open space protection. The Voter Opinion Poll did not test this measure. Based on the number of parcels included in the City's 2012-2013 General Taxing District (approximately 11,000), a flat rate of $10.00 per parcel would only generate an additional $110,000 annually. An increase to $20 would generate $220,000. $ 220,000

11. Municipalities may adopt a transient occupancy tax. Municipalities may impose the transient occupancy tax on persons staying 30 days or less in a room(s) in a hotel, inn, motel, tourist home, non-membership campground or other lodging facility. The City has enacted a transient occupancy tax that could generate an estimated $200,000 to $250,000 with the approved 112-room hotel project. However, this project has been delayed and is not anticipated to open any time in the near future. $ unknown

Staff will provide another copy of the previously issued revenue enhancement report to the City Council under a separate memo.

Use of Reserve Funds

1. General Fund Reserve

   The City's GF budget has grown at a relatively modest rate. Through prudent budgeting practices, the City has built a good GF Reserve approximately $29 million at the end of FY 2011/12, inclusive of the Special Projects Fund. The projected surplus for FY 2012/13 is about $1 million.

2. Traffic Safety Fund

   Annual revenue is about $155,000, primarily from vehicle code violations and interest earnings. Generally, the operating expenditures of $235,000 are for Crossing Guard and Parking Enforcement services. About $33,000 funds Police equipment and supplies for traffic safety purposes. However, these funds can be used for street related expenditures such as traffic signals, traffic engineering and pavement markings, as well as related personnel costs and traffic related law enforcement services.

   This fund will have approximately $579,000 in reserve at the end of this fiscal year. FY 2013/14 has revenues of $155,000 and projected expenses of $237,000. This reduces reserves by an estimated $82,000 to $497,000 at June 30, 2014.

   If the City Council decides to use Traffic Safety Fund Reserve, it is recommended that it be used over a two to three year period to allow time for ongoing, offsetting revenues to be developed and potential expenditure reductions to be identified.

Long Term Challenges

As a guiding principle even in the current financial period, the City needs to remain focused on its long-term goals. Items that reduce expenditures or generate revenue should take precedence; and low priority programs and activities should be considered for reduction or elimination. It is important that key staff be retained to make this difficult task more achievable. As previously stated, seven management positions and one competitive service position have been eliminated in the last six years, reducing annual GF expenditures by about $801,000.

Staff will make a formal mid-year Budget report to the Council in February 2014. This will allow budget modifications to be considered if necessary.

Based on the current economic forecast for sales and property tax revenues, the uncertainty and instability of the State's Budget, the dissolution of redevelopment and the decline in development activity which affects Community Development Fund and GF

revenues, projections indicate the City will need to address the gap between operating revenue and expenses for FY 2014/15. This should be considered as you review the FY 2013/14 budget (short term) as well as for subsequent years (long term). There will be a need for additional GF revenue, or alternatively program and staffing reductions to address the following:

- Relatively small reserves for street needs

- Within 3 to 5 years, the ongoing utilities and maintenance costs for a new City Hall, Library and landscaped medians on Los Angeles Avenue.

- Long-term street maintenance needs since Gas Tax and TDA provide only for staff and basic maintenance.

- Equipment Replacement Fund
  The estimated reserve on June 30, 2013 is $277,000. The estimated reserve requirement for this fund, not including buses, is $2 million. Therefore, we are underfunded by about $1.72 million.

- Additional conservation and sustainability projects will have to be funded from grants, the GF reserve or if applicable, the Traffic System Management Fund.

- Assessment districts subsidies as the GF will be the only source for this purpose in the future. Without an increase in the assessments (requires voter approval), use of GF Reserve for this purpose will increase.

- Continuing cost increases for law enforcement services that generally exceed the revenue growth in the GF and CPI.

- Stabilization of revenues and expenditures for the Community Development Fund and Engineering Fund.

- Continuing costs for NPDES increases which without a new funding source must come mostly from the GF.

- CalPERS cost increases of 1% of pay annually for a period of five years beginning in FY 2015/16 ($50,000) to FY 2020/21 ($250,000).

- Concern with continuing deferred maintenance of parks and facilities.

- Concern with low capital investment from the GF. FY 2013/14 capital budget ($639,000) is less than 4% of the total GF budget ($17 million).

City Manager Recommendation

The proposed Budget as submitted by the City's operating departments had an approximate $899,000 GF deficit. As discussed below, the recommendations for balancing the FY 2013/14 GF budget include use of the FY 2012/13 GF surplus for one-time expenses.

General Plan	150,000	
Housing Element	20,000	
General Plan Graphics	15,000	
East County Courthouse Funding	25,000	
Scanning	10,000	
New website	25,000	
Phase 2 Records Reorganization	15,000	
Video System Optimization	10,000	
AVCP Parking lots, backflow, lighting plan & utility plan	372,000	*
Central Irrigation System - phase 2	188,404	*
Poindexter Park Play Equipment	115,000	*
AVRC HVAC Replacement	100,000	*
AVRC Back-up Generators	94,000	
AVRC Walkway Improvement	75,000	
Turf Renovation - AVCP	40,700	*
Security Card Readers	28,000	
Ballfield light replacement-Peach Hill	25,000	*
Recreation Software	24,000	
Turf Renovation-Tierra Rejada	15,000	*
Landscape Renovation-Mammoth Highlands	7,500	*
Turf Renovation-Miller Park	6,500	*
	$ 1,361,104	

If none of the one-time expenses were in the budget, the GF would have a projected surplus of approximately $462,000.

Additional savings (using less GF reserves) can be achieved by eliminating individual items from the above list. Some of the one-time expenses (denoted by *) are representative of items in Parks and Facilities that will need to be considered each year to maintain the City's current standards. For example, two items not included this year are the rehabilitation and reconstruction of Campus Park restroom and play equipment replacement at Country Trails Park.

I don't recommend any further changes to staffing levels or salary/benefits. Full-time staffing has been reduced by eight (8) positions and received only a cumulative 2.5% salary increase since the FY 2008/09. FY 2008/09 was 1.5 percent and the other 1

percent occurred in FY 2010/11 (offset by an agreement for employees to contribute to the medical insurance premium payments).

To achieve significant savings, the only remaining areas to consider are closing parks, turning off street lights, limiting landscape maintenance to only the funding level provided by assessments, reducing recreation and active adult programs, or police services.

City staff is evaluating the benefit of creating a contingency fund in an effort to create more predictability in certain expenditures, specifically: retirement; health care; general insurance liability; workers compensation; and the law enforcement contract. The City has little control over these expenditures, which often experience increases that exceed the standard CPI. The City could decrease standards or service levels to compensate for these increases, however that is not advisable. The contingency fund would come from the GF reserve and would only be used when these items increase at a higher rate than CPI.

Appreciation

My thanks to the Department Managers and their support staff and Finance Department staff for their outstanding work, interdepartmental cooperation and commitment in preparing this budget. As in the past, the final Budget will be available on the City's website at www.ci.moorpark.ca.us.

MOORPARK CALIFORNIA

INCORPORATED JULY 1 1983

CITY OF MOORPARK
FY 2013/14

BUDGET CALENDAR

FEBRUARY

- February 7, 2013 – Budget Kickoff Meeting include instructions for completion

MARCH

- March 1, 2013 – Department expenditure budget requests, payroll staffing cost allocations by Department and revenue projections due to Senior Account Technician
- March 4-22, 2013 – Finance Department review and compile Department budget requests and projections

APRIL

- April 4, 2013 – Deliver proposed budget to City Manager for review
- April 18-23, 2013 – City Manager budget review with Department Heads
- April 24-May 14, 2013 – Finance Department update and compile City Manager's recommended budget

MAY

- May 21, 2013 – Present City Manager's proposed budget to City Council
- May 29, 2013 – City Council study session and public hearing for the budget
- June 1-13, 2013 – Finance Department update and compile final budget

JUNE

- June 5, 2013 – City Council approve Engineer's Reports and ordering levy of assessment for fiscal year 2013/14 for Parks and Recreation Maintenance Improvement District and Landscape and Lighting Maintenance Assessment Districts
- June 14, 2013 – Finance delivers final budget to City Clerk for distribution to the City Council
- June 19, 2013 – City Council public meeting and adopt resolutions on final budget, establish Appropriations Limit and GANN Initiative for fiscal year 2013/14

JULY

- July 1, 2013 – Budget year begins
- July 2, 2013 – Load final budget in Pentamation

AUGUST

- August 2013 – Print and distribute final document

CITY OF MOORPARK

BUDGET PROCESS

Budget Basis:

Annual budgets are adopted on a basis consistent with GAAP for all governmental funds (modified accrual basis). All annual appropriations lapse at the end of each fiscal year.

Budget Amendments:

The Council approves operating appropriations at the department and fund level prior to July 1 of the budget year and may amend the budget during the fiscal year by motion. The level of budgetary control (i.e. the level at which expenditures cannot legally exceed appropriated amount) is at the overall fund level.

Budget Control:

Department Heads are responsible for maintaining expenses within category levels approved by City Council. However, since the budget is an estimate, from time to time, it is necessary to make adjustments to the various line items.

Budget transfers must be internal to each fund without requiring City Council approval. Appropriations not exceeding $5,000 can be transferred between line items with the approval of the Finance Director. Line item transfers exceeding $5,000 or transfers between divisions within a department must be approved by the City Manager. Transfers of any amount between two different divisions and departments or funds require City Council authorization (Resolution No. 99-1630).

All requests to increase appropriations must be submitted to the City Council.

Fiscal Year 2013/14

Budget Summary by Fund

CITY OF MOORPARK
BUDGET SUMMARY BY FUND
Fiscal Years 2012-13 and 2013-14

FUND	DESCRIPTION	Beginning Fund Balance 7/1/2012	Estimated Activity FY 2012-13 REVENUES	EXPENSES	INTERFUND TRANSFERS IN	OUT	Estimated Fund Balance 6/30/2013	Proposed Activity FY 2013-14 REVENUES	EXPENSES	INTERFUND TRANSFERS IN	OUT	Estimated Fund Balance 6/30/2014
	GENERAL FUND											
1000	Net General Fund	**$ 2,999,000**	**$ 15,648,500**	**$ 12,854,502**		**$ 2,419,648**	**3,373,350**	**$ 16,077,200**	**$ 14,601,049**		**$ 2,574,461**	**2,275,040**
1010	Library Services	**783,281**	811,000	869,699			724,582	811,000	894,444			**641,138**
	SPECIAL REVENUE FUNDS											
2000	Traffic Safety	**658,373**	155,000	234,345			579,028	155,000	232,793			**501,235**
2001	Traffic System Management	**5,650,752**	113,000	306,076			5,457,676	200,000	1,027,512			**4,630,164**
2002	City-Wide Traffic Mitigation	**13,415,224**	375,900	1,737,750			12,053,374	693,800	1,668,634			**11,078,540**
2003	Crossing Guard	**238,636**	4,000	26,687			215,949	4,000	28,520			**191,429**
2100	Community Wide Park Develop	**(64,260)**	0				(64,260)	70,000	372,000			**(366,260)**
2111	Parks Zone Development 1	**(941,229)**	0				(941,229)	0				**(941,229)**
2112	Parks Zone Development 2	**2,547**	0				2,547	0				**2,547**
2113	Parks Zone Development 3	**(47,207)**	0				(47,207)	105,000	0			**57,793**
2150	Tree & Landscape	**104,119**	0				104,119	1,000				**105,119**
2151	Art in Public Places	**1,752,549**	167,000				1,919,549	350,000	313,545			**1,956,004**
2152	Bicycle Path	**116,153**	0				116,153	0				**116,153**
2153	Municipal Pool	**280,800**	0				280,800	0				**280,800**
2154	Library Facilities	**1,270,625**	38,000	28,550			1,280,075	92,000	80,000			**1,292,075**
2155	Open Space Maintenance	**195,690**	14,000				209,690	15,000				**224,690**
2200	Community Development	**0**	686,900	1,580,442	893,542		0	931,200	1,793,987	862,787		**0**
2201	City Affordable Housing	**3,720,318**	176,200	653,282			3,243,236	284,300	257,575			**3,269,961**
2202	Calhome Program Reuse	**110,050**	0	20,000			90,050	0	20,000			**70,050**
2203	Housing Successor Agency	**98**	195,916	30,000			166,014	0	30,000			**136,014**
23XX	Lighting/Landscape Assessment	**6,038,795**	1,343,999	2,143,807	419,954	**-**	5,658,941	1,219,200	2,515,044	181,765	0	**4,544,862**
2400	Park Maintenance Assessment	**0**	748,600	1,900,336	1,151,736		0	762,600	2,134,098	1,371,498		**0**
25XX	Areas of Contribution	**11,689,503**	173,000	1,421,740	-	**-**	10,440,763	604,000	5,732,267	0	0	**5,312,496**
2601	State Transit Assistance	**26**	0				26	0				**26**
2602	TDA Article 3	**146,513**	100,000				246,513	30,000	228,556			**47,957**
2603	Local Trans Article 8A	**(588)**	737,817	737,065			164	885,906	647,491			**238,579**
2604	ISTEA	**(19,372)**	62,000	62,000			(19,372)	1,519,871	1,519,244			**(18,745)**
2605	Gas Tax 2105,6,7	**113,117**	596,000	710,071		61,446	(62,400)	596,000	669,938			**(136,338)**
2606	HUT 2103	**865,877**	350,000	819,000			396,877	350,000	113,966			**632,911**
2609	Other State/Fed Grants	**(88)**	154,000	189,324			(35,412)	1,829,513	1,839,013			**(44,912)**
2610	Traffic Congestion	**400,212**	0	405,435			(5,223)	0				**(5,223)**
2611	Prop 1B Local Streets	**585,692**	0				585,692	0	539,061			**46,631**
2612	Prop 1B Safety & Security	**0**	0				0	0				**0**
2620	Engineering/Public Works	**0**	425,303	441,165	15,862		0	326,200	484,611	158,411		**0**
2701	CDBG Entitlement	**0**	0				0		17,625			**(17,625)**
2711	Shekell Fires	**825**	0				825					**825**
2800	Endowment	**3,394,808**	291,000	21,100			3,664,708	773,000	598,907			**3,838,801**
5000	Local Transit Article 8C	**184,390**	587,261	597,583			174,068	838,900	1,015,189			**(2,221)**
5001	Solid Waste AB939	**987,931**	306,320	288,787			1,005,464	326,000	307,019			**1,024,445**
	Special Revenue Total	$ 50,850,877	$ 7,801,216	$ 14,354,545	$ 2,481,094	$ 61,446	46,717,196	$ 12,962,490	$ 24,186,595	$ 2,574,461	$ 0	**38,067,552**

CITY OF MOORPARK
BUDGET SUMMARY BY FUND
Fiscal Years 2012-13 and 2013-14

FUND	DESCRIPTION	Beginning Fund Balance 7/1/2012	Estimated Activity FY 2012-13 REVENUES	EXPENSES	INTERFUND TRANSFERS IN	OUT	Estimated Fund Balance 6/30/2013	Proposed Activity FY 2013-14 REVENUES	EXPENSES	INTERFUND TRANSFERS IN	OUT	Estimated Fund Balance 6/30/2014
	CAPITAL PROJECTS FUNDS											
4000	Capital Projects	**92,353**	60,000				152,353	60,000				**212,353**
4001	City Hall Improvement	**3,686,038**	50,000	51,006			3,685,032	50,000	3,457,629			**277,403**
4002	Police Facilities	**(1,870,158)**	26,000				(1,844,158)	90,000				**(1,754,158)**
4003	Equipment Replacement	**338,658**	5,000	66,493			277,165	5,000	59,000			**223,165**
4004	Special Projects	**26,247,733**					26,247,733					**26,247,733**
4010	Moorpark Highlands	**2,844**					2,844					**2,844**
	Capital Projects Total	$ 28,497,467	$ 141,000	$ 117,499	$ 0	$ 0	28,520,968	$ 205,000	$ 3,516,629	$ 0	$ 0	**25,209,339**
	C I T Y T O T A L S	**$ 83,130,625**	**$ 24,401,716**	**$ 28,196,245**	**$ 2,481,094**	**$ 2,481,094**	**79,336,096**	**$ 30,055,690**	**$ 43,198,717**	**$ 2,574,461**	**$ 2,574,461**	**66,193,069**
	SUCCESSOR AGENCY TO THE REDEVELOPMENT AGENCY											
	SPECIAL REVENUE FUNDS											
9100	RDA Obligation Retirement	**$ 98,288**	4,132,000	0		721,269	3,509,019	2,500,000	0		2,468,757	**3,540,262**
9101	RDA-SA Econ Development	**$ 383,112**	62,617	178,073	0	1,147,184	(879,528)	65,600	822,000	600,000		**(1,035,928)**
	MRA Special Revenue Total	$ 481,400	$ 4,194,617	$ 178,073	$ 0	$ 1,868,453	2,629,491	$ 2,565,600	$ 822,000	$ 600,000	$ 2,468,757	**2,504,334**
							0					
	CAPITAL PROJECTS FUNDS						0					
9103	RDA-SA 2001 TAB Proceeds	**398,281**		10,000			388,281		586,675			**(198,394)**
9104	RDA-SA 2006 TAB Proceeds	**(576,208)**	5,045,000	2,584,755			1,884,037	560,000	312,844			**2,131,193**
	MRA Capital Projects Total	$ (177,927)	$ 5,045,000	$ 2,594,755	$ 0	$ 0	2,272,318	$ 560,000	$ 899,519	$ 0	$ 0	1,932,799
	DEBT SERVICE FUNDS											
9105	1999 Tax Allocation Bonds	**(3,737,058)**	32,000	754,506	722,506		(3,737,058)	32,000	756,963	724,963		**(3,737,058)**
9106	2001 Tax Allocation Bonds	**(11,052,016)**	0	606,319	606,319		(11,052,016)	0	600,526	600,525		**(11,052,017)**
9107	2006 Tax Allocation Bonds	**(11,212,368)**	0	539,628	539,628		(11,212,368)	0	543,269	543,269		**(11,212,368)**
	MRA Debt Service Total	($26,001,442)	$ 32,000	$ 1,900,453	$ 1,868,453	$ 0	(26,001,442)	$ 32,000	$ 1,900,758	$ 1,868,757	$ 0	(26,001,443)
	M R A T O T A L S	**$ (25,697,969)**	**$ 9,271,617**	**$ 4,673,281**	**$ 1,868,453**	**$ 1,868,453**	**(21,099,633)**	**$ 3,157,600**	**$ 3,622,277**	**$ 2,468,757**	**$ 2,468,757**	**(21,564,310)**
	G R A N D T O T A L S	**$ 57,432,656**	**$ 33,673,333**	**$ 32,869,526**	**$ 4,349,547**	**$ 4,349,547**	**58,236,463**	**$ 33,213,290**	**$ 46,820,994**	**$ 5,043,218**	**$ 5,043,218**	**44,628,759**

MOORPARK CALIFORNIA
INCORPORATED JULY 1 1983

Fiscal Year 2013/14

Revenues

Revenues, All Funds, By Source
FY 2013/14 Adopted Budget

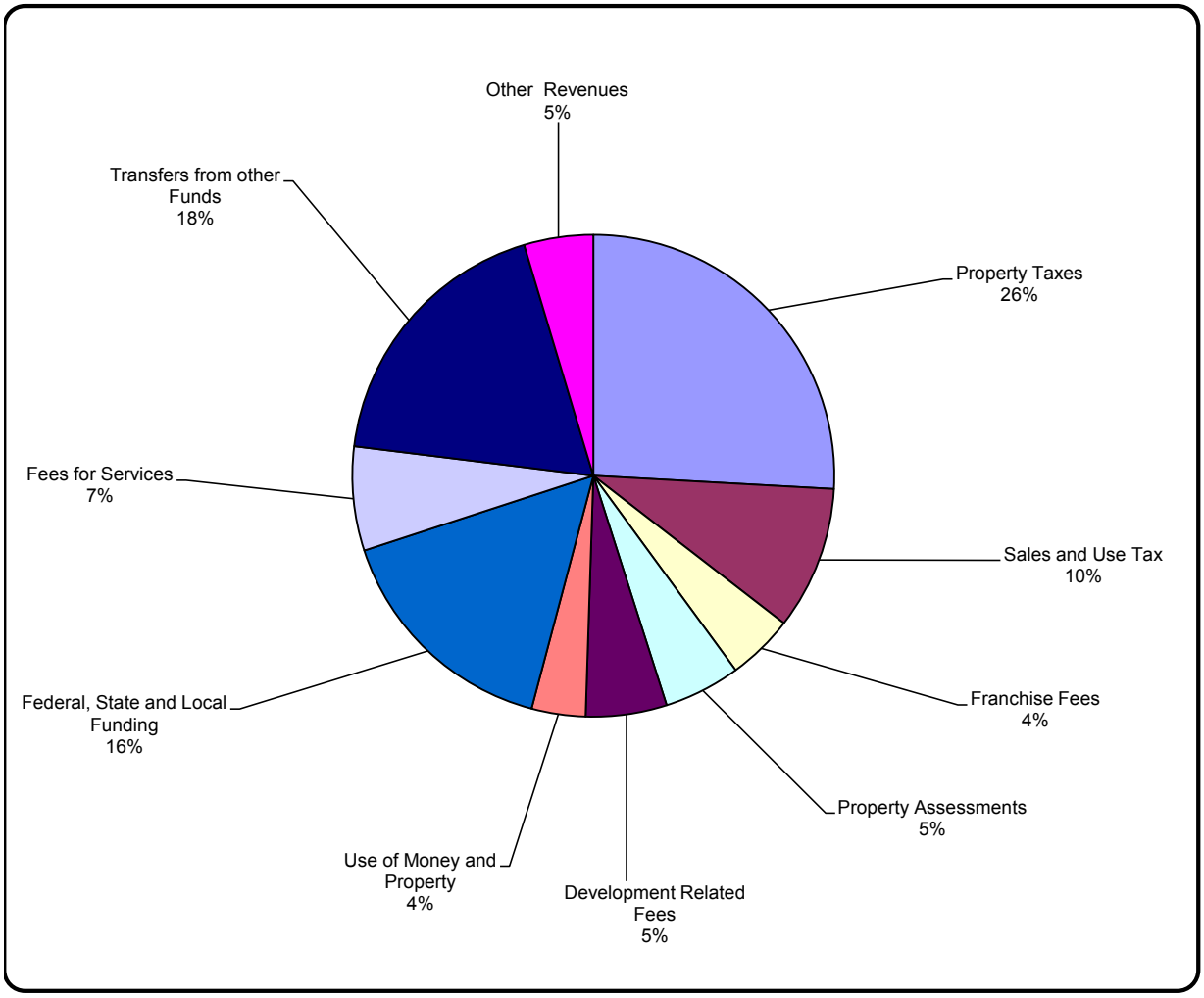

	General Fund[1]	Special Revenue Funds	Capital Funds	SARA	All Funds
Property Taxes	7,400,000			2,500,000	9,900,000
Sales and Use Tax	3,675,000				3,675,000
Franchise Fees	1,420,000	285,300			1,705,300
Property Assessments		1,964,200			1,964,200
Development Related Fees		1,990,000	90,000		2,080,000
Use of Money and Property	541,000	689,100	55,000	97,600	1,382,700
Federal, State and Local Funding	55,000	6,008,190			6,063,190
Fees for Services	1,321,800	1,348,800			2,670,600
Transfers from other Funds	1,938,300	2,574,461	60,000	2,468,757	7,041,518
Other Revenues	537,100	676,900		560,000	1,774,000
	$16,888,200	**$15,536,951**	**$205,000**	**$5,626,357**	**$ 38,256,508**

[1] Includes Library Revenues

General Fund Revenues[1] by Type

FY 2013/14 Adopted Budget

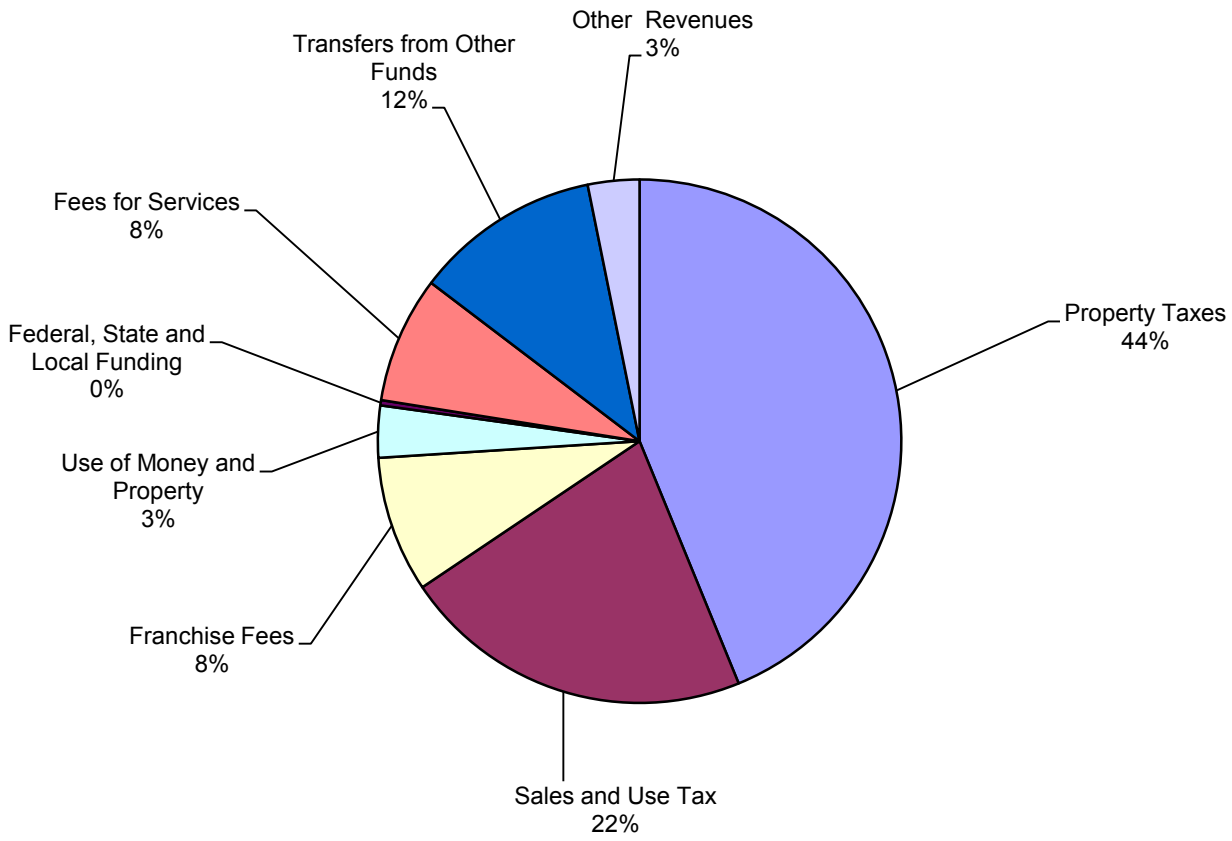

	2011/12 Actual	2012/13 Estimate	2013/14 Budget	2-year Change
Property Taxes	7,767,100	7,358,000	7,400,000	-5%
Sales and Use Tax	3,479,635	3,605,000	3,675,000	6%
Franchise Fees	1,231,741	1,363,500	1,420,000	15%
Use of Money and Property	502,179	491,000	541,000	8%
Federal, State and Local Funding	86,665	75,000	55,000	-37%
Fees for Services	1,215,140	1,165,200	1,321,800	9%
Transfers from Other Funds	2,198,333	1,864,700	1,938,300	-12%
Other Revenues	631,790	537,100	537,100	-15%
	$17,112,583	**$16,459,500**	**$16,888,200**	**-1%**

[1] Includes Library Services Revenues

City of Moorpark & Successor Agency to Moorpark Redevelopment Agency 2013/14 Revenues

Fund Source	Account	Account Title	11/12 Actual	12/13 Budget	12/13 Estimate	13/14 Recommended	13/14 Adopted
1000	3010	CURRENT SECURED	3,096,832	3,080,000	3,080,000	3,100,000	3,100,000
1000	3011	CURRENT UNSECURED	115,040	115,000	115,000	115,000	115,000
1000	3012	PRIOR YR SECURED/UNSECURE	4,775	10,000	10,000	10,000	10,000
1000	3013	SUPPLEMENT SECURED/UNSEC	39,375	35,000	35,000	35,000	35,000
1000	3014	REAL PROPERTY TRANSFER TX	138,796	140,000	140,000	140,000	140,000
1000	3015	HOMEOWNERS PROPERTY EXEMP	39,284	40,000	40,000	40,000	40,000
1000	3016	PARCEL TAXES	186,010	200,000	200,000	210,000	210,000
1000	3017	PROPERTY TAXES - VLF	2,880,212	2,838,000	2,838,000	2,850,000	2,850,000
1000	3018	OTHER PROPERTY TAXES	442,951	340,000	125,000	125,000	125,000
1000	3030	SALES AND USE TAX	2,622,419	2,730,000	2,730,000	2,800,000	2,800,000
1000	3031	SALES TAX COMPENSATION	857,217	875,000	875,000	875,000	875,000
1000	3040	FRANCHISE FEE-CABLE	417,118	425,000	425,000	425,000	425,000
1000	3042	FRANCHISE FEE-EDISON	277,067	282,000	281,500	300,000	300,000
1000	3043	FRANCHISE FEE-GAS	94,596	79,000	79,100	100,000	100,000
1000	3044	FRANCHISE FEE-OIL	2,742	0	0	0	0
1000	3046	FRANCHISE - PEG FEES	48,601	40,000	50,000	50,000	50,000
1000	3049	FRANCHISE FEE - WM	0	0	155,000	155,000	155,000
1000	3051	FRANCHISE-GI RUBBISH	198,330	200,000	195,000	200,000	200,000
1000	3052	FRANCHISE-MOORPARK RUBBIS	124,892	125,000	113,500	120,000	120,000
1000	3056	LANDFILL LOCAL IMPACT FEE	59,511	54,000	55,300	60,000	60,000
1000	3058	CIWMP FEES	8,884	10,000	9,100	10,000	10,000
1000	3210	BUSINESS REGISTRATION	125,428	125,000	125,000	125,000	125,000
1000	3211	FILMING PERMITS	10,300	7,000	7,000	7,000	7,000
1000	3218	MISC. BUSINESS PERMITS	1,119	0	0	0	0
1000	3225	NPDES BUSINESS INSP FEES	5,654	8,100	8,100	8,100	8,100
1000	3301	MUNICIPAL CODE FINES	265,382	250,000	250,000	250,000	250,000
1000	3302	ANIMAL CONTROL FINES	515	2,000	1,000	1,000	1,000
1000	3320	FORFEITURE & PENALTIES	0	2,000	1,000	1,000	1,000
1000	3400	INVESTMENT EARNINGS	381,145	250,000	250,000	300,000	300,000
1000	3401	RENTS AND CONCESSIONS	118,791	125,000	125,000	125,000	125,000
100024115020	3404	RENTS - TENANTS	0	113,600	115,000	115,000	115,000
100076107619	3410	TICKET SALES	0	7,000	0	0	0
1000	3504	MOTOR VEHICLE IN LIEU	18,590	20,000	20,000	0	0
1000	3539	LAW ENFORCEMENT GRANTS	16,647	3,000	15,000	15,000	15,000
1000	3588	OTHER STATE FUNDS	22,119	20,000	20,000	20,000	20,000
1000	3600	COUNTY GRANTS	21,809	20,000	20,000	20,000	20,000
1000	3617	EMPG-EMGC MGT PERF GRANT	0	3,152	0	0	0
1000	3720	TRANSFER FROM OTHER FUNDS	6,534	0	0	0	0
1000	3725	COST PLAN REVENUES	2,191,800	1,864,700	1,864,700	1,938,300	1,938,300

City of Moorpark & Successor Agency to Moorpark Redevelopment Agency 2013/14 Revenues

Fund Source	Account	Account Title	11/12 Actual	12/13 Budget	12/13 Estimate	13/14 Recommended	13/14 Adopted
100076107619	3730	CONTRIBUTIONS/DONATIONS	0	2,000	0	0	0
100076100000	3730	CONTRIBUTIONS/DONATIONS	0	4,000	0	0	0
1000	3730	CONTRIBUTIONS/DONATIONS	8,732	10,000	10,000	10,000	10,000
1000	3750	MISCELLANEOUS REVENUES	11,417	5,000	5,000	5,000	5,000
1000	3751	EXPENSE REIMBURSEMENTS	67,933	75,000	80,000	80,000	80,000
100024115020	3751	EXPENSE REIMBURSEMENTS	0	5,000	0	0	0
1000	3752	RESTITUTION/INS PROCEEDS	113,162	20,000	20,000	20,000	20,000
1000	3753	CASH OVERAGE/SHORTAGE	22	0	0	0	0
1000	3805	FRANCHISE ADMIN CHANGE FE	0	0	20,000	0	0
1000	3808	OTHER ADMIN SERVICE FEES	237,270	86,400	100,000	100,000	100,000
1000	3809	ADMINISTRATION FEES	214,768	250,000	250,000	250,000	250,000
1000	3840	PLANNING TIME CHARGES	2,126	0	10,000	10,000	10,000
100076207801	3850	PARK AND FACILITY USE FEE	5,678	4,500	7,000	7,000	7,000
100076207803	3850	PARK AND FACILITY USE FEE	39,642	68,700	69,400	69,400	69,400
100076207804	3850	PARK AND FACILITY USE FEE	0	0	100	100	100
100076207805	3850	PARK AND FACILITY USE FEE	170	500	500	500	500
100076207806	3850	PARK AND FACILITY USE FEE	1,344	4,000	4,000	4,000	4,000
100076207807	3850	PARK AND FACILITY USE FEE	1,855	2,000	2,000	2,000	2,000
100076207808	3850	PARK AND FACILITY USE FEE	8,025	6,000	8,000	8,000	8,000
100076207810	3850	PARK AND FACILITY USE FEE	1,750	1,000	1,000	1,000	1,000
100076207811	3850	PARK AND FACILITY USE FEE	1,826	2,000	2,000	2,000	2,000
100076207813	3850	PARK AND FACILITY USE FEE	1,098	0	1,000	1,000	1,000
100076207815	3850	PARK AND FACILITY USE FEE	4,340	3,000	3,000	3,000	3,000
100076207818	3850	PARK AND FACILITY USE FEE	2,190	1,900	2,000	2,000	2,000
100076307618	3862	CONTRACT CLASS REGIS FEES	233,435	249,000	225,000	248,000	248,000
100076307604	3865	LEAGUE FEES	63,819	75,820	68,000	71,700	71,700
100076307605	3865	LEAGUE FEES	47,700	56,520	50,000	51,100	51,100
100076307608	3866	RECREATION EVENT FEES	205,354	200,250	210,000	200,500	200,500
100076307609	3866	RECREATION EVENT FEES	3,958	5,100	5,000	5,300	5,300
100076307610	3866	RECREATION EVENT FEES	7,181	6,400	4,180	6,800	6,800
100076307611	3866	RECREATION EVENT FEES	3,310	4,200	3,500	3,500	3,500
100076307613	3866	RECREATION EVENT FEES	2,080	2,600	1,710	2,000	2,000
100076307621	3866	RECREATION EVENT FEES	45,982	50,000	50,000	55,000	55,000
100076307638	3866	RECREATION EVENT FEES	0	5,000	5,000	5,000	5,000
100076307603	3866	RECREATION EVENT FEES	2,228	6,375	2,000	6,900	6,900
100076307644	3866	RECREATION EVENT FEES	0	2,000	0	2,000	2,000
100076307646	3866	RECREATION EVENT FEES	3,426	4,450	4,000	4,500	4,500
100076307645	3866	RECREATION EVENT FEES	300	7,200	1,500	3,900	3,900
100076307643	3866	RECREATION EVENT FEES	2,310	2,600	1,800	2,600	2,600

City of Moorpark & Successor Agency to Moorpark Redevelopment Agency 2013/14 Revenues

Fund Source	Account	Account Title	11/12 Actual	12/13 Budget	12/13 Estimate	13/14 Recommended	13/14 Adopted
100076307614	3866	RECREATION EVENT FEES	981	1,500	0	0	0
100076307616	3866	RECREATION EVENT FEES	854	1,500	1,210	1,500	1,500
100076300000	3868	OTHER RECREATION FEES	3,887	5,500	5,000	5,000	5,000
1000	3870	ADVERTISING IN BROCHURE	8,755	8,000	8,000	8,000	8,000
1000	3877	HHW/COMMUNITY MAINT FEE	0	0	0	137,000	137,000
1000	3878	OTHER COMMUNITY SVC FEES	0	3,000	1,000	3,200	3,200
100076100000	3878	OTHER COMMUNITY SVC FEES	549	2,000	300	300	300
1000	3880	PHOTOCOPYING	1,104	1,000	1,000	1,000	1,000
1000	3881	SALE OF DOCUMENTS	767	1,000	1,000	1,000	1,000
1000	3883	SPECIAL POLICE DEPT SVCS	49,660	30,000	30,000	30,000	30,000
1000	3887	NSF FEES AND MISC CHARGES	976	1,000	1,000	1,000	1,000
GENERAL FUND			16,252,443	15,721,567	15,648,500	16,077,200	16,077,200
1010	3010	CURRENT SECURED	823,826	655,000	775,000	775,000	775,000
1010	3018	OTHER PROPERTY TAXES	0	120,000	0	0	0
1010	3340	LIBRARY FINES/FEES	17,760	17,000	20,000	20,000	20,000
1010	3400	INVESTMENT EARNINGS	2,243	1,000	1,000	1,000	1,000
1010	3588	OTHER STATE FUNDS	7,500	0	0	0	0
1010	3730	CONTRIBUTIONS/DONATIONS	2,712	5,000	10,000	10,000	10,000
1010	3751	EXPENSE REIMBURSEMENTS	1,753	0	0	0	0
1010	3753	CASH OVERAGE/SHORTAGE	(100)	0	0	0	0
1010	3880	PHOTOCOPYING	4,446	4,000	5,000	5,000	5,000
LIBRARY SERVICES			860,140	802,000	811,000	811,000	811,000
2000	3301	MUNICIPAL CODE FINES	159,445	175,000	150,000	150,000	150,000
2000	3400	INVESTMENT EARNINGS	8,419	1,000	5,000	5,000	5,000
2000	3720	TRANSFER FROM OTHER FUNDS	2,653	0	0	0	0
TRAFFIC SAFETY FUND			170,517	176,000	155,000	155,000	155,000
2001	3118	OTHER DEVELOPMENT FEES	22,695	59,000	38,000	125,000	125,000
2001	3400	INVESTMENT EARNINGS	74,352	6,000	75,000	75,000	75,000
TRAFFIC SYSTEM MGT FUND			97,047	65,000	113,000	200,000	200,000
2002	3118	OTHER DEVELOPMENT FEES	242,475	289,000	191,000	499,000	499,000
2002	3400	INVESTMENT EARNINGS	175,480	14,000	175,000	175,000	175,000
2002	3404	RENTS - TENANTS	0	0	9,900	19,800	19,800
2002	3752	RESTITUTION/INS PROCEEDS	3,865	0	0	0	0

City of Moorpark & Successor Agency to Moorpark Redevelopment Agency 2013/14 Revenues

Fund Source	Account	Account Title	11/12 Actual	12/13 Budget	12/13 Estimate	13/14 Recommended	13/14 Adopted
CITY-WIDE TRAFFIC MITIGATION			421,820	303,000	375,900	693,800	693,800
2003	3400	INVESTMENT EARNINGS	3,172	0	4,000	4,000	4,000
CROSSING GUARD FUND			3,172	0	4,000	4,000	4,000
2100	3120	FEES IN LIEU OF PARK LAND	40,000	34,000	0	70,000	70,000
2100	3401	RENTS AND CONCESSIONS	37,543	0	0	0	0
COMMUNITY WIDE			77,543	34,000	0	70,000	70,000
2111	3120	FEES IN LIEU OF PARK LAND	60,000	0	0	0	0
2111	3400	INVESTMENT EARNINGS	340	0	0	0	0
ZONE DEVELOPMENT FEES 1			60,340	0	0	0	0
2112	3400	INVESTMENT EARNINGS	33	0	0	0	0
ZONE DEVELOPMENT FEES 2			33	0	0	0	0
2113	3120	FEES IN LIEU OF PARK LAND	0	49,000	0	105,000	105,000
ZONE DEVELOPMENT FEES 3			0	49,000	0	105,000	105,000
2150	3114	TREES/LANDSCAPE FEE	926	1,000	0	1,000	1,000
2150	3400	INVESTMENT EARNINGS	1,368	0	0	0	0
TREE AND LANDSCAPE FEES			2,294	1,000	0	1,000	1,000
2151	3112	ART IN PUBLIC PLACES FEE	75,114	121,000	92,000	275,000	275,000
2151	3400	INVESTMENT EARNINGS	22,639	2,000	75,000	75,000	75,000
ART IN PUBLIC PLACES			97,753	123,000	167,000	350,000	350,000
2152	3400	INVESTMENT EARNINGS	1,524	0	0	0	0
BICYCLE PATH/MULTI-USE TRAIL			1,524	0	0	0	0
2153	3400	INVESTMENT EARNINGS	3,684	0	0	0	0
MUNICIPAL POOL			3,684	0	0	0	0
2154	3115	LIBRARY FACILITIES FEE	13,885	35,000	23,000	77,000	77,000
2154	3400	INVESTMENT EARNINGS	16,614	1,000	15,000	15,000	15,000

City of Moorpark & Successor Agency to Moorpark Redevelopment Agency 2013/14 Revenues

Fund Source	Account	Account Title	11/12 Actual	12/13 Budget	12/13 Estimate	13/14 Recommended	13/14 Adopted
LIBRARY FACILITIES			30,499	36,000	38,000	92,000	92,000
2155	3118	OTHER DEVELOPMENT FEES	11,261	11,000	11,000	12,000	12,000
2155	3400	INVESTMENT EARNINGS	2,583	0	3,000	3,000	3,000
OPEN SPACE MAINTENANCE			13,844	11,000	14,000	15,000	15,000
2200	3218	MISC. BUSINESS PERMITS	0	0	200	200	200
2200	3220	STREET VENDOR PERMITS	1,195	1,000	1,000	1,000	1,000
2200	3221	HOME OCCUPATION PERMIT	13,125	10,000	10,000	10,000	10,000
2200	3230	SIGN PERMITS	9,095	5,000	10,000	10,000	10,000
2200	3231	BANNER PERMIT	960	1,000	1,000	1,000	1,000
2200	3240	RESIDENTIAL BUILDING PERM	212,883	300,000	215,000	357,000	357,000
2200	3241	NON RESIDENTIAL BUILDING	94,055	50,000	70,000	78,000	78,000
2200	3242	PERMIT ADJ COMMERICAL	3,510	1,000	8,000	4,000	4,000
2200	3244	PERMIT ADJ RESIDENTIAL	0	1,000	1,000	1,000	1,000
2200	3245	TEMPORARY USE PERMIT	4,250	3,000	5,000	3,000	3,000
2200	3247	ADMINISTRATIVE PERMITS	15,470	10,000	10,000	10,000	10,000
2200	3301	MUNICIPAL CODE FINES	1,300	0	3,600	0	0
2200	3311	CODE ENFCMNT FINES/SETTL	2,004	1,000	3,600	1,000	1,000
2200	3320	FORFEITURE & PENALTIES	20	0	0	0	0
2200	3720	TRANSFER FROM OTHER FUNDS	893,693	1,173,011	893,542	854,187	862,787
2200	3751	EXPENSE REIMBURSEMENTS	1,476	0	0	0	0
2200	3802	CITY ADMIN ENGIN CONTRACT	444	31,740	0	0	0
2200	3803	CITY ADMIN ATTNY CONTRACT	(13,281)	0	500	0	0
2200	3806	CONTRACT ADMIN FEE	2,732	4,761	9,000	0	0
2200	3808	OTHER ADMIN SERVICE FEES	1,040	0	0	0	0
2200	3822	ZONE CLEARANCE	34,650	25,000	25,000	25,000	25,000
2200	3825	IMAGING FEES	0	1,000	0	0	0
2200	3826	ADVANCE PLANNING FEES	14,282	8,000	8,000	8,000	8,000
2200	3829	OTHER COMM DEVELOP FEES	1,246	0	500	0	0
2200	3831	PLAN CHECK RESIDENTIAL	85,553	70,000	57,000	109,000	109,000
2200	3832	PLAN CHECK NON RESIDENTIA	45,096	32,000	50,000	43,000	43,000
2200	3840	PLANNING TIME CHARGES	151,511	169,000	196,000	268,000	268,000
2200	3845	REAL ESTATE SIGN FEE	2,624	2,000	2,000	2,000	2,000
2200	3881	SALE OF DOCUMENTS	1	0	500	0	0
COMMUNITY DEVELOPMENT			1,578,935	1,899,512	1,580,442	1,785,387	1,793,987
2201	3118	OTHER DEVELOPMENT FEES	65,374	113,000	104,000	225,000	225,000

City of Moorpark & Successor Agency to Moorpark Redevelopment Agency 2013/14 Revenues

Fund Source	Account	Account Title	11/12 Actual	12/13 Budget	12/13 Estimate	13/14 Recommended	13/14 Adopted
2201	3400	INVESTMENT EARNINGS	50,581	4,000	50,000	50,000	50,000
2201	3404	RENTS - TENANTS	48,130	22,200	22,200	9,300	9,300
2201	3405	LOAN INTEREST	369	0	0	0	0
2201	3741	OTHER LOAN PAYOFF	96,500	6,000	0	0	0
2201	3751	EXPENSE REIMBURSEMENTS	30	0	0	0	0
2201	3887	NSF FEES AND MISC CHARGES	450	0	0	0	0
CITY AFFORDABLE HOUSING			261,434	145,200	176,200	284,300	284,300
2202	3400	INVESTMENT EARNINGS	1,397	0	0	0	0
2202	3741	OTHER LOAN PAYOFF	8,000	0	0	0	0
CALHOME HOUSING			9,397	0	0	0	0
2203	3400	INVESTMENT EARNINGS	124	0	0	0	0
2203	3404	RENTS - TENANTS	0	0	5,871	0	0
2203	3702	SALE OF RDA PROPERTY	0	0	187,375	0	0
2203	3741	OTHER LOAN PAYOFF	0	0	2,670	0	0
LOW/MOD HOUSING SUCCESSOR			124	0	195,916	0	0
2300	3100	SBA - STREET LIGHTING	252,408	244,300	244,300	244,300	248,000
2300	3102	SBA - LANDSCAPE MAINT.	186,668	180,600	180,600	180,600	183,200
2300	3720	TRANSFER FROM OTHER FUNDS	326,009	310,346	310,346	142,128	142,128
2300	3751	EXPENSE REIMBURSEMENTS	398	0	0	0	0
AD 84-2 CITYWIDE			765,483	735,246	735,246	567,028	573,328
2301	3102	SBA - LANDSCAPE MAINT.	9,695	9,700	9,700	9,700	9,700
2301	3400	INVESTMENT EARNINGS	13	0	0	0	0
2301	3720	TRANSFER FROM OTHER FUNDS	0	0	0	2,288	2,288
AD 84-2 ZONE 1			9,708	9,700	9,700	11,988	11,988
2302	3102	SBA - LANDSCAPE MAINT.	72,462	72,500	72,500	72,500	73,800
2302	3103	SBA - STORM DRAIN MAINT.	1,399	1,400	1,400	1,400	0
2302	3400	INVESTMENT EARNINGS	1,216	0	0	0	0
2302	3751	EXPENSE REIMBURSEMENTS	775	0	0	0	0
AD 84-2 ZONE 2			75,852	73,900	73,900	73,900	73,800
2303	3102	SBA - LANDSCAPE MAINT.	3,098	3,100	3,100	3,100	3,100

City of Moorpark & Successor Agency to Moorpark Redevelopment Agency 2013/14 Revenues

Fund Source	Account	Account Title	11/12 Actual	12/13 Budget	12/13 Estimate	13/14 Recommended	13/14 Adopted
2303	3720	TRANSFER FROM OTHER FUNDS	2,642	1,037	1,037	748	748
AD 84-2 ZONE 3			5,740	4,137	4,137	3,848	3,848
2304	3102	SBA - LANDSCAPE MAINT.	6,497	6,500	6,500	6,500	6,400
2304	3720	TRANSFER FROM OTHER FUNDS	7,475	3,951	3,951	0	0
AD 84-2 ZONE 4			13,972	10,451	10,451	6,500	6,400
2305	3102	SBA - LANDSCAPE MAINT.	23,488	23,500	23,500	23,500	23,900
2305	3103	SBA - STORM DRAIN MAINT.	500	500	500	500	0
2305	3720	TRANSFER FROM OTHER FUNDS	21,155	28,422	28,422	23,075	23,075
AD 84-2 ZONE 5			45,143	52,422	52,422	47,075	46,975
2306	3102	SBA - LANDSCAPE MAINT.	999	1,000	1,000	1,000	900
2306	3720	TRANSFER FROM OTHER FUNDS	3,561	2,364	2,364	448	448
2306	3751	EXPENSE REIMBURSEMENTS	269	0	0	0	0
AD 84-2 ZONE 6			4,830	3,364	3,364	1,448	1,348
2307	3102	SBA - LANDSCAPE MAINT.	11,294	11,300	11,300	11,300	11,300
2307	3720	TRANSFER FROM OTHER FUNDS	9,995	9,039	9,039	632	632
AD 84-2 ZONE 7			21,289	20,339	20,339	11,932	11,932
2308	3102	SBA - LANDSCAPE MAINT.	15,292	15,300	15,300	15,300	15,300
2308	3720	TRANSFER FROM OTHER FUNDS	17,418	21,237	21,237	8,550	8,550
AD 84-2 ZONE 8			32,710	36,537	36,537	23,850	23,850
2309	3102	SBA - LANDSCAPE MAINT.	1,399	1,400	1,400	1,400	1,400
2309	3720	TRANSFER FROM OTHER FUNDS	4,386	3,460	3,460	2,803	2,803
AD 84-2 ZONE 9			5,785	4,860	4,860	4,203	4,203
2310	3102	SBA - LANDSCAPE MAINT.	193,899	194,000	194,000	194,000	201,500
2310	3103	SBA - STORM DRAIN MAINT.	7,496	7,500	7,500	7,500	0
2310	3400	INVESTMENT EARNINGS	132	0	0	0	0
2310	3720	TRANSFER FROM OTHER FUNDS	0	37,478	37,478	0	0
2310	3751	EXPENSE REIMBURSEMENTS	1,394	0	0	0	0
AD 84-2 ZONE 10			202,921	238,978	238,978	201,500	201,500

City of Moorpark & Successor Agency to Moorpark Redevelopment Agency 2013/14 Revenues

Fund Source	Account	Account Title	11/12 Actual	12/13 Budget	12/13 Estimate	13/14 Recommended	13/14 Adopted
2311	3102	SBA - LANDSCAPE MAINT.	2,998	3,000	3,000	3,000	3,000
2311	3400	INVESTMENT EARNINGS	15	0	0	0	0
AD 84-2 ZONE 11			3,013	3,000	3,000	3,000	3,000
2312	3102	SBA - LANDSCAPE MAINT.	266,661	266,800	266,800	266,800	31,300
2312	3400	INVESTMENT EARNINGS	7,148	1,000	0	0	0
2312	3751	EXPENSE REIMBURSEMENTS	2,750	0	0	0	0
AD 84-2 ZONE 12			276,559	267,800	266,800	266,800	31,300
2314	3102	SBA - LANDSCAPE MAINT.	1,542	1,500	1,500	1,500	1,600
2314	3720	TRANSFER FROM OTHER FUNDS	3,289	2,619	2,619	1,093	1,093
AD 2001-01			4,831	4,119	4,119	2,593	2,693
2315	3102	SBA - LANDSCAPE MAINT.	62,940	59,400	59,400	59,400	62,500
2315	3400	INVESTMENT EARNINGS	24,145	2,000	0	0	0
2315	3751	EXPENSE REIMBURSEMENTS	3,850	0	0	0	0
AD 2001-02			90,935	61,400	59,400	59,400	62,500
2316	3102	SBA - LANDSCAPE MAINT.	2,657	2,600	2,600	2,600	4,100
2316	3400	INVESTMENT EARNINGS	1,000	0	0	0	0
AD 2001-03			3,657	2,600	2,600	2,600	4,100
2318	3102	SBA - LANDSCAPE MAINT.	2,365	2,300	2,300	2,300	4,900
2318	3400	INVESTMENT EARNINGS	491	0	0	0	0
AD 2004-01 DISTRICT 18			2,856	2,300	2,300	2,300	4,900
2319	3400	INVESTMENT EARNINGS	501	0	0	0	0
AD 2005-01 M & M DEVELOPMENT			501	0	0	0	0
2320	3102	SBA - LANDSCAPE MAINT.	59,221	58,200	58,200	58,200	0
2320	3400	INVESTMENT EARNINGS	14,950	1,000	0	0	0
AD 0702 LYON HOMES (MERIDIAN HILLS)			74,171	59,200	58,200	58,200	0
2321	3102	SBA - LANDSCAPE MAINT.	3,071	6,100	6,100	6,100	8,000
2321	3400	INVESTMENT EARNINGS	599	0	0	0	0

City of Moorpark & Successor Agency to Moorpark Redevelopment Agency 2013/14 Revenues

Fund Source	Account	Account Title	11/12 Actual	12/13 Budget	12/13 Estimate	13/14 Recommended	13/14 Adopted
AD 2006-01 SHEA HOMES			3,670	6,100	6,100	6,100	8,000
2322	3102	SBA - LANDSCAPE MAINT.	180,035	171,500	171,500	171,500	325,300
2322	3104	SBA - PARK MAINT.	4,156	0	0	0	0
2322	3400	INVESTMENT EARNINGS	33,565	3,000	0	0	0
2322	3751	EXPENSE REIMBURSEMENTS	11,450	0	0	0	0
AD 2007-01 PARDEE HOMES			229,206	174,500	171,500	171,500	325,300
2323	3400	INVESTMENT EARNINGS	72	0	0	0	0
AD 2005 SUNCAL			72	0	0	0	0
2324	3400	INVESTMENT EARNINGS	288	0	0	0	0
AD 0704 GOLDMAN PKY (CASINO STORAGE)			288	0	0	0	0
2325	3400	INVESTMENT EARNINGS	89	0	0	0	0
AD 0703 VILLAGE AT MOORPARK			89	0	0	0	0
2326	3102	SBA - LANDSCAPE MAINT.	0	0	0	0	0
2326	3400	INVESTMENT EARNINGS	58	0	0	0	0
WAREHOUSE DISCOUNT CENTER			59	0	0	0	0
2330	3400	INVESTMENT EARNINGS	1	0	0	0	0
AD 92-1			1	0	0	0	0
2331	3102	SBA - LANDSCAPE MAINT.	0	0	0	0	0
2331	3400	INVESTMENT EARNINGS	38	0	0	0	0
AD 10-01 TUSCANY CPD2005-02			38	0	0	0	0
2332	3102	SBA - LANDSCAPE MAINT.	316	0	0	0	0
2332	3400	INVESTMENT EARNINGS	37	0	0	0	0
AD 10-02 HFR CPD2005-03			354	0	0	0	0
2400	3104	SBA - PARK MAINT.	717,719	731,400	731,000	735,000	745,000
2400	3720	TRANSFER FROM OTHER FUNDS	999,787	1,442,157	1,151,736	1,397,027	1,371,498
2400	3751	EXPENSE REIMBURSEMENTS	22,336	20,000	10,000	10,000	10,000

City of Moorpark & Successor Agency to Moorpark Redevelopment Agency 2013/14 Revenues

Fund Source	Account	Account Title	11/12 Actual	12/13 Budget	12/13 Estimate	13/14 Recommended	13/14 Adopted
2400	3753	CASH OVERAGE/SHORTAGE	20	0	0	0	0
240078007818	3872	TENNIS COURT LIGHTING USE	371	400	400	400	400
240078007803	3872	TENNIS COURT LIGHTING USE	4,362	4,000	4,000	4,000	4,000
240078007815	3872	TENNIS COURT LIGHTING USE	706	1,000	1,000	1,000	1,000
240078007807	3873	BASKETBALL CT LIGHT USE	267	200	200	200	200
240078007808	3873	BASKETBALL CT LIGHT USE	369	400	400	400	400
240078007810	3873	BASKETBALL CT LIGHT USE	931	1,000	1,000	1,000	1,000
240078007815	3873	BASKETBALL CT LIGHT USE	320	400	400	400	400
240078007818	3873	BASKETBALL CT LIGHT USE	165	200	200	200	200
PARK MAINTENANCE DISTRICT			1,747,353	2,201,157	1,900,336	2,149,627	2,134,098
2501	3110	AREA OF CONTRIBUTION FEE	7,807	171,000	23,000	312,000	312,000
2501	3400	INVESTMENT EARNINGS	152,436	12,000	150,000	150,000	150,000
LOS ANGELES AOC			160,243	183,000	173,000	462,000	462,000
2502	3110	AREA OF CONTRIBUTION FEE	0	0	0	142,000	142,000
TIERRA REJADA/SPRING AOC			0	0	0	142,000	142,000
2503	3110	AREA OF CONTRIBUTION FEE	2,030	0	0	0	0
2503	3400	INVESTMENT EARNINGS	1,166	0	0	0	0
CASEY/GABBERT AOC			3,196	0	0	0	0
2504	3400	INVESTMENT EARNINGS	203	0	0	0	0
FREMONT STORM DRAIN AOC			203	0	0	0	0
2601	3400	INVESTMENT EARNINGS	0	0	0	0	0
STATE TRANSIT ASSISTANCE			0	0	0	0	0
2602	3400	INVESTMENT EARNINGS	1,912	0	0	0	0
2602	3511	ART 3- BICYCLE/PED	30,281	0	100,000	30,000	30,000
TDA ARTICLE 3			32,193	0	100,000	30,000	30,000
2603	3400	INVESTMENT EARNINGS	1,404	0	0	0	0
2603	3510	ART 8 - TRANSIT/STREETS	648,000	737,817	737,817	885,906	885,906
2603	3720	TRANSFER FROM OTHER FUNDS	1,713	0	0	0	0

City of Moorpark & Successor Agency to Moorpark Redevelopment Agency 2013/14 Revenues

Fund Source	Account	Account Title	11/12 Actual	12/13 Budget	12/13 Estimate	13/14 Recommended	13/14 Adopted
LOCAL TRANSPORTATION 8A			651,118	737,817	737,817	885,906	885,906
2604	3400	INVESTMENT EARNINGS	2	0	0	0	0
2604	3615	OTHER FEDERAL REVENUE/GRA	70,627	1,397,148	62,000	1,519,871	1,519,871
ISTEA 21 FEDERAL GRANTS			70,628	1,397,148	62,000	1,519,871	1,519,871
2605	3229	REGULATORY PERMITS	90	0	0	0	0
2605	3400	INVESTMENT EARNINGS	10	0	0	0	0
2605	3500	GAS TAX 2106	129,546	135,000	135,000	135,000	135,000
2605	3501	GAS TAX 2107.5	6,000	6,000	6,000	6,000	6,000
2605	3502	GAS TAX 2105	170,971	195,000	195,000	195,000	195,000
2605	3506	GAS TAX 2107	245,402	260,000	260,000	260,000	260,000
2605	3720	TRANSFER FROM OTHER FUNDS	720,825	0	0	0	0
2605	3751	EXPENSE REIMBURSEMENTS	7,901	0	0	0	0
GAS TAX			1,280,744	596,000	596,000	596,000	596,000
2606	3400	INVESTMENT EARNINGS	10,169	0	0	0	0
2606	3508	HUT 2103	505,292	350,000	350,000	350,000	350,000
2606	3882	SALE PLANS/SPECIFICATIONS	350	0	0	0	0
HUT 2103			515,811	350,000	350,000	350,000	350,000
2609	3400	INVESTMENT EARNINGS	(257)	0	0	0	0
2609	3530	SUPPLE LAW ENFORCE GRANT	100,000	100,000	100,000	100,000	100,000
2609	3588	OTHER STATE FUNDS	6,765	240,100	54,000	192,097	192,097
2609	3615	OTHER FEDERAL REVENUE/GRA	0	900,000	0	1,537,416	1,537,416
2609	3618	ARRA GRANTS	37,230	0	0	0	0
OTHER STATE/FEDERAL GRANTS			143,737	1,240,100	154,000	1,829,513	1,829,513
2610	3400	INVESTMENT EARNINGS	5,339	0	0	0	0
2610	3882	SALE PLANS/SPECIFICATIONS	300	0	0	0	0
TRAFFIC CONGESTION RELIEF			5,639	0	0	0	0
2611	3400	INVESTMENT EARNINGS	7,684	1,000	0	0	0
PROP 1B - LOCAL STREETS & ROADS			7,684	1,000	0	0	0
2612	3400	INVESTMENT EARNINGS	(177)	0	0	0	0

City of Moorpark & Successor Agency to Moorpark Redevelopment Agency 2013/14 Revenues

Fund Source	Account	Account Title	11/12 Actual	12/13 Budget	12/13 Estimate	13/14 Recommended	13/14 Adopted
2612	3720	TRANSFER FROM OTHER FUNDS	6,073	0	0	0	0
PROP 1B - TRANSIT SAFETY & SECURITY			5,896	0	0	0	0
2620	3246	ENCROACHMENT PERMIT	64,396	35,700	35,700	35,700	35,700
2620	3400	INVESTMENT EARNINGS	1,077	0	0	0	0
2620	3720	TRANSFER FROM OTHER FUNDS	20,120	116,292	15,862	159,799	158,411
2620	3802	CITY ADMIN ENGIN CONTRACT	31,313	37,500	79,703	37,500	37,500
2620	3841	PUBLIC IMPROV PLAN CHECK	28,934	43,000	236,900	143,000	143,000
2620	3842	PUBLIC IMPROV INSPECTION	49,511	50,000	73,000	110,000	110,000
2620	3843	PW/ENG STAFF TIME CHARGES	3,610	8,000	0	0	0
2620	3844	FLOODPLAIN ENG MANAGEMENT	3,600	50,000	0	0	0
ENGINEERING/PW FUND			202,561	340,492	441,165	485,999	484,611
2800	3118	OTHER DEVELOPMENT FEES	120,190	287,000	181,000	601,000	601,000
2800	3121	COMMUNITY SERVICES FEE	9,305	38,000	15,000	77,000	77,000
2800	3400	INVESTMENT EARNINGS	19,859	1,000	20,000	20,000	20,000
2800	3401	RENTS AND CONCESSIONS	73,415	60,000	75,000	75,000	75,000
ENDOWMENT FUND			222,769	386,000	291,000	773,000	773,000
2901	3015	HOMEOWNERS PROPERTY EXEMP	4,484	0	0	0	0
2901	3020	TAX INCREMENT SECURED	263,496	0	0	0	0
2901	3021	TAX INCREMENT UNSECURED	116,196	0	0	0	0
2901	3400	INVESTMENT EARNINGS	379	0	0	0	0
2901	3404	RENTS - TENANTS	10,850	0	0	0	0
2901	3751	EXPENSE REIMBURSEMENTS	41	0	0	0	0
MRA LOW/MOD INCOME HOUSING			395,447	0	0	0	0
2902	3015	HOMEOWNERS PROPERTY EXEMP	17,935	0	0	0	0
2902	3020	TAX INCREMENT SECURED	1,111,294	0	0	0	0
2902	3021	TAX INCREMENT UNSECURED	464,785	0	0	0	0
2902	3400	INVESTMENT EARNINGS	5,447	0	0	0	0
290224105030	3401	RENTS AND CONCESSIONS	(1,184)	0	0	0	0
290226105045	3401	RENTS AND CONCESSIONS	4,888	0	0	0	0
290226105044	3401	RENTS AND CONCESSIONS	1,146	0	0	0	0
290226105047	3401	RENTS AND CONCESSIONS	3,820	0	0	0	0
290226105046	3401	RENTS AND CONCESSIONS	1,002	0	0	0	0
290226105053	3401	RENTS AND CONCESSIONS	1,530	0	0	0	0

City of Moorpark & Successor Agency to Moorpark Redevelopment Agency 2013/14 Revenues

Fund Source	Account	Account Title	11/12 Actual	12/13 Budget	12/13 Estimate	13/14 Recommended	13/14 Adopted
290226100000	3404	RENTS - TENANTS	3,182	0	0	0	0
2902	3404	RENTS - TENANTS	35,991	0	0	0	0
290226105045	3410	TICKET SALES	42,257	0	0	0	0
290226105044	3410	TICKET SALES	6,548	0	0	0	0
290226105053	3410	TICKET SALES	3,368	0	0	0	0
290226105046	3410	TICKET SALES	4,373	0	0	0	0
290226105047	3410	TICKET SALES	19,402	0	0	0	0
290226100000	3730	CONTRIBUTIONS/DONATIONS	2,050	0	0	0	0
2902	3741	OTHER LOAN PAYOFF	900,000	0	0	0	0
2902	3750	MISCELLANEOUS REVENUES	2,000	0	0	0	0
2902	3751	EXPENSE REIMBURSEMENTS	942	0	0	0	0
290226100000	3751	EXPENSE REIMBURSEMENTS	232	0	0	0	0
2902	3882	SALE PLANS/SPECIFICATIONS	45	0	0	0	0
MRA AREA 1 - OPERATIONS			2,631,053	0	0	0	0
2904	3400	INVESTMENT EARNINGS	396	0	0	0	0
MRA AREA 1 - INCR & OTHER			396	0	0	0	0
2905	3400	INVESTMENT EARNINGS	13,379	0	0	0	0
2006 TAX ALLOCATION BONDS			13,379	0	0	0	0
3901	3020	TAX INCREMENT SECURED	273,612	0	0	0	0
3901	3400	INVESTMENT EARNINGS	16,244	0	0	0	0
3901	3720	TRANSFER FROM OTHER FUNDS	151,142	0	0	0	0
1999 MRA TAB DEBT SERVICE			440,997	0	0	0	0
3902	3020	TAX INCREMENT SECURED	596,686	0	0	0	0
2001 MRA TAB DEBT SERVICE			596,686	0	0	0	0
3903	3020	TAX INCREMENT SECURED	540,576	0	0	0	0
2006 MRA TAB DEBT SERVICE			540,576	0	0	0	0
4000	3400	INVESTMENT EARNINGS	895	0	0	0	0
4000	3721	TAX INCREMENT TRANSFER IN	29,623	60,000	60,000	60,000	60,000
CAPITAL IMPROVEMENT FUND			30,518	60,000	60,000	60,000	60,000

City of Moorpark & Successor Agency to Moorpark Redevelopment Agency 2013/14 Revenues

Fund Source	Account	Account Title	11/12 Actual	12/13 Budget	12/13 Estimate	13/14 Recommended	13/14 Adopted
4001	3400	INVESTMENT EARNINGS	48,910	4,000	50,000	50,000	50,000
CITY HALL IMRPOVEMENT FUND			48,910	4,000	50,000	50,000	50,000
4002	3116	POLICE FACILITIES FEES	16,432	39,000	26,000	90,000	90,000
POLICE FACILITIES FUND			16,432	39,000	26,000	90,000	90,000
4003	3400	INVESTMENT EARNINGS	4,350	0	5,000	5,000	5,000
EQUIPMENT REPLACEMENT FUND			4,350	0	5,000	5,000	5,000
4004	3400	INVESTMENT EARNINGS	3,800	0	0	0	0
4004	3720	TRANSFER FROM OTHER FUNDS	1,500,523	0	0	0	0
SPECIAL PROJECTS FUND			1,504,323	0	0	0	0
4010	3400	INVESTMENT EARNINGS	0	0	0	0	0
HIGHLAND IMPROVEMENT FUND			0	0	0	0	0
5000	3400	INVESTMENT EARNINGS	2	0	0	0	0
5000	3510	ART 8 - TRANSIT/STREETS	442,559	390,000	390,000	300,000	300,000
5000	3612	FTA 5307 FEDERAL GRANT	164,285	425,161	136,261	476,900	476,900
5000	3720	TRANSFER FROM OTHER FUNDS	7,019	0	0	0	0
5000	3750	MISCELLANEOUS REVENUES	8,493	0	0	0	0
5000	3871	TRANSIT FARE REVENUES	73,433	70,000	61,000	62,000	62,000
LOCAL TRANSIT PROGRAMS 8C			695,791	885,161	587,261	838,900	838,900
5001	3054	AB939-GI RUBBISH .	171,108	175,000	169,450	175,000	175,000
5001	3055	AB939-MOORPARK RUBBISH	108,525	110,000	101,520	110,000	110,000
5001	3057	SOLID WASTE EXEMPTION	78	300	250	300	300
5001	3400	INVESTMENT EARNINGS	13,295	1,000	13,000	13,000	13,000
5001	3520	STATE USED OIL	21,183	10,100	10,000	10,000	10,000
5001	3521	BEVERAGE CONTR RECYCLE GR	9,610	10,000	9,360	10,000	10,000
5001	3720	TRANSFER FROM OTHER FUNDS	3,557	0	0	0	0
5001	3751	EXPENSE REIMBURSEMENTS	0	0	0	5,000	5,000
5001	3843	PW/ENG STAFF TIME CHARGES	1,390	1,200	1,140	1,200	1,200
5001	3878	OTHER COMMUNITY SVC FEES	823	1,500	1,600	1,500	1,500
SOLID WASTEAB 939			329,569	309,100	306,320	326,000	326,000

City of Moorpark & Successor Agency to Moorpark Redevelopment Agency 2013/14 Revenues

Fund Source	Account	Account Title	11/12 Actual	12/13 Budget	12/13 Estimate	13/14 Recommended	13/14 Adopted
9100	3020	TAX INCREMENT SECURED	98,288	4,100,000	4,132,000	2,500,000	2,500,000
REDEVELOPMENT RETIREMENT FUND			98,288	4,100,000	4,132,000	2,500,000	2,500,000
9101	3400	INVESTMENT EARNINGS	1,647	0	0	0	0
910124115053	3401	RENTS AND CONCESSIONS	782	0	0	0	0
910124115047	3401	RENTS AND CONCESSIONS	5,932	0	0	0	0
910124115044	3401	RENTS AND CONCESSIONS	4,163	0	0	0	0
910124110000	3404	RENTS - TENANTS	10,026	0	0	0	0
9101	3404	RENTS - TENANTS	22,850	53,040	61,141	65,600	65,600
910124115047	3410	TICKET SALES	28,581	0	0	0	0
910124115053	3410	TICKET SALES	4,942	0	0	0	0
910124115045	3410	TICKET SALES	132	0	0	0	0
910124115044	3410	TICKET SALES	25,758	0	1,476	0	0
9101	3720	TRANSFER FROM OTHER FUNDS	2,551	200,000	0	600,000	600,000
9101	3751	EXPENSE REIMBURSEMENTS	3,319	0	0	0	0
RDA-SA ECONOMIC DEVT FUND			110,684	253,040	62,617	665,600	665,600
9104	3400	INVESTMENT EARNINGS	158	0	0	0	0
9104	3702	SALE OF RDA PROPERTY	0	5,600,000	5,040,000	560,000	560,000
9104	3751	EXPENSE REIMBURSEMENTS	9,000	0	5,000	0	0
RDA-SA 2006 TAB PROCEEDS			9,158	5,600,000	5,045,000	560,000	560,000
9105	3400	INVESTMENT EARNINGS	16,320	32,000	32,000	32,000	32,000
9105	3720	TRANSFER FROM OTHER FUNDS	0	754,506	722,506	724,963	724,963
RDA-SA 1999 DEBT SERVICE			16,320	786,506	754,506	756,963	756,963
9106	3720	TRANSFER FROM OTHER FUNDS	5,411	606,319	606,319	600,525	600,525
RDA-SA 2001 DEBT SERVICE			5,411	606,319	606,319	600,525	600,525
9107	3720	TRANSFER FROM OTHER FUNDS	5,412	539,628	539,628	543,269	543,269
RDA-SA 2006 DEBT SERVICE			5,412	539,628	539,628	543,269	543,269
			34,359,752	41,752,701	38,022,881	38,389,625	38,256,508

Fiscal Year 2013/14

Expenditures

Adopted Budget by Department
Operating Expenditures
FY 2013/14

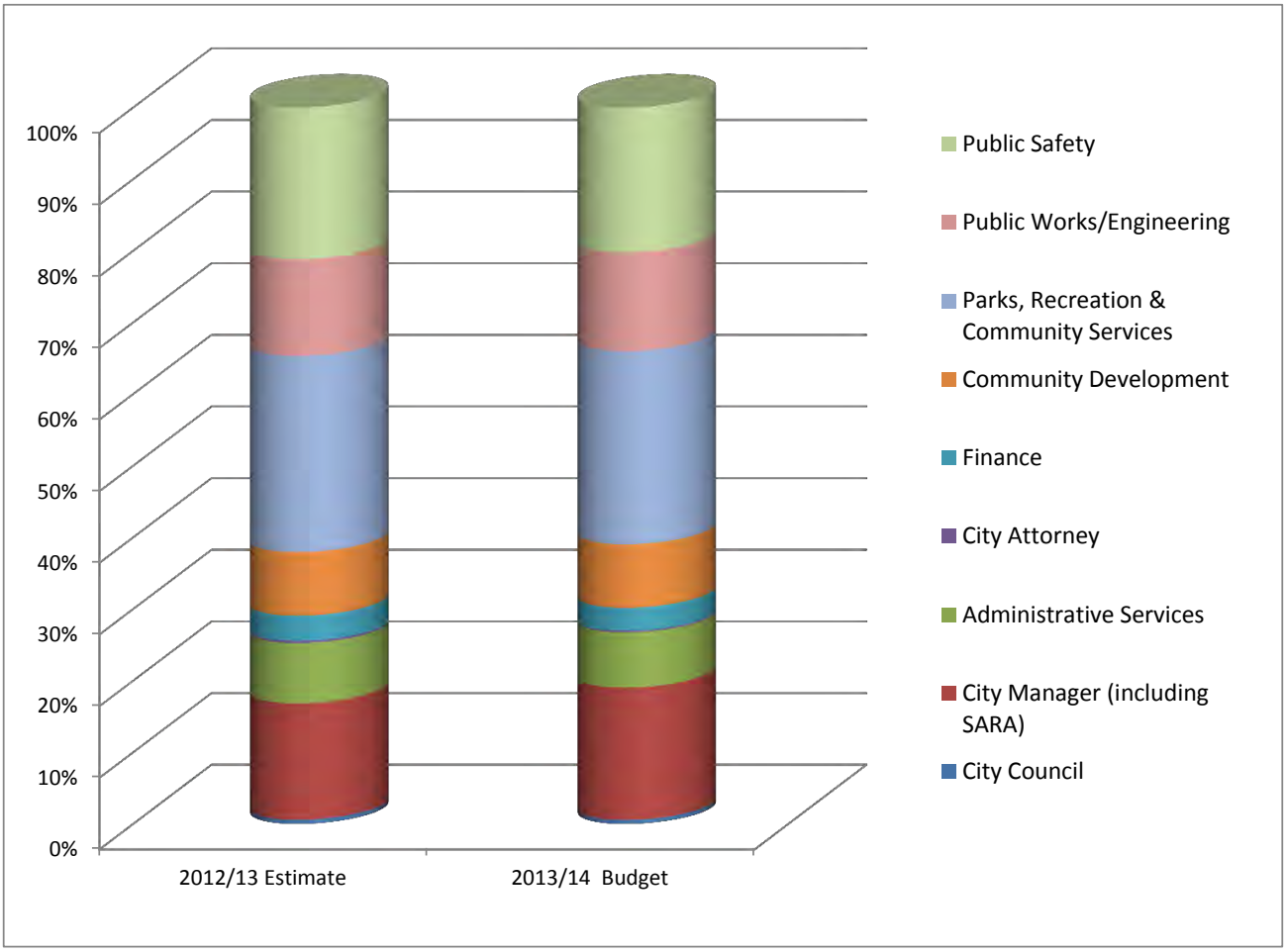

	2012/13 Estimate	2013/14 Budget	2013/14 Percentage
City Council	171,250	186,948	<1%
City Manager (including SARA)	4,758,896	6,100,776	18%
Administrative Services	2,472,945	2,555,330	8%
City Attorney	83,100	71,000	<1%
Finance	1,030,083	1,063,857	3%
Community Development	2,600,535	2,929,856	9%
Parks, Recreation & Community Services	8,019,242	8,916,833	27%
Public Works/Engineering	3,958,471	4,552,593	14%
Public Safety	6,206,171	6,686,376	20%
	$29,300,693	**$33,063,569**	

CITY OF MOORPARK EXPENDITURE BUDGET SUMMARY FISCAL YEAR 2013/14

FUND	Dept/Div	Division Title	11/12 Actual	12/13 Budget	12/13 Estimate	13/14 Recommended	13/14 Adopted
0100	3120	INFORMATION SYSTEMS/CABLE TELEVISION	0	0	0	(3,820)	(3,820)
	5700	CENTRAL SERVICES/NON-DEPARTMENTAL	1,350	1,350	0	0	0
INTERNAL SERVICES FUND			1,350	1,350	0	(3,820)	(3,820)
1000		OTHERS	1,539,710	0	0	0	0
	1100	CITY COUNCIL	143,295	194,094	171,250	185,948	186,948
	2100	CITY MANAGER	431,980	444,647	445,526	510,531	521,551
	2210	EMERGENCY MANAGEMENT	90,675	141,270	100,834	127,073	128,758
	2410	MRA/ECONOMIC DEVELOPMENT	66,883	86,445	52,190	64,993	64,993
	2411	OTHERS	98,611	169,743	181,410	244,223	249,068
	2610	HIGH STREET ARTS CENTER	75,879	26,514	28,788	29,020	29,020
	3100	CITY CLERK	446,149	494,502	465,862	487,347	489,084
	3110	HUMAN RESOURCES/RISK MANAGEMENT	348,141	424,545	420,871	435,740	432,279
	3120	INFORMATION SYSTEMS/CABLE TELEVISION	413,527	436,713	423,318	438,416	456,758
	3150	VECTOR/ANIMAL CONTROL	2,370	0	47	0	0
	3160	ADMINISTRATIVE SERVICES ADMINISTRATION	199,586	214,194	217,011	168,424	150,527
	4100	CITY ATTORNEY	60,208	51,800	83,100	71,000	71,000
	5110	FINANCE	1,009,928	1,072,159	1,030,083	1,011,752	1,063,857
	6100	COMMUNITY DEVELOPMENT ADMINISTRATION	953,561	1,245,336	969,289	930,527	939,502
	6440	PLANNING	0	0	0	170,000	170,000
	7100	PARKS & RECREATION ADMINISTRATION	356,380	393,963	393,651	348,017	350,256
	7210	VECTOR/ANIMAL CONTROL	290,006	341,093	322,618	337,223	342,378
	7610	ACTIVE ADULT CENTER	225,151	262,813	260,322	289,196	294,255
	7620	FACILITIES	742,169	957,504	719,857	1,030,475	1,035,112
	7630	RECREATION	907,782	1,087,047	969,159	1,093,750	1,109,511
	7800	PARK MAINTENANCE/IMPROVEMENT	1,100,045	1,628,149	1,200,022	1,780,231	1,754,702
	7810	OPEN SPACE MAINTENANCE	13,713	5,500	0	5,500	5,500
	7900	LIGHTING & LANDSCAPING MAINTENANCE ASSES	165,806	305,732	303,306	181,765	181,765
	8100	PUBLIC WORKS	227,044	206,367	203,327	216,162	219,001
	8310	STREET MAINTENANCE	8,528	12,000	12,000	0	0
	8320	NPDES - STORMWATER MANAGEMENT	83,677	153,581	118,873	164,640	165,269
	8330	PARKING ENFORCEMENT	147,306	55,500	60,600	51,248	51,248
	8410	ENGINEERING	881	121,424	18,846	164,883	163,495
	8900	STREET LIGHTING	0	55,202	55,202	0	0
	9200	PUBLIC SAFETY	6,173,963	6,378,982	6,046,788	6,438,493	6,553,493
GENERAL FUND			16,322,954	16,966,819	15,274,150	16,976,577	17,179,330
1010		OTHERS	29	0	0	0	0
	3130	LIBRARY	2,406	0	0	0	0
	7620	FACILITIES	59,459	86,845	65,900	66,200	66,200
	7640	LIBRARY	822,619	856,945	803,799	828,053	828,244
LIBRARY SERVICES			884,512	943,790	869,699	894,253	894,444
2000	8210	CROSSING GUARDS	34,645	34,831	35,578	36,404	36,404
	8310	STREET MAINTENANCE	78,755	85,145	75,000	75,000	75,000
	8330	PARKING ENFORCEMENT	79,984	87,983	89,384	92,670	88,506
	9200	PUBLIC SAFETY	9,863	32,883	34,383	32,883	32,883
TRAFFIC SAFETY FUND			203,247	240,842	234,345	236,957	232,793

CITY OF MOORPARK EXPENDITURE BUDGET SUMMARY FISCAL YEAR 2013/14

FUND	Dept/Div	Division Title	11/12 Actual	12/13 Budget	12/13 Estimate	13/14 Recommended	13/14 Adopted
2001	2100	CITY MANAGER	137	0	0	3,111	0
	6100	COMMUNITY DEVELOPMENT ADMINISTRATION	21,887	22,827	23,276	16,187	0
	7620	FACILITIES	0	5,900	0	5,095	24,393
	7800	PARK MAINTENANCE/IMPROVEMENT	0	0	0	442,444	442,444
	8310	STREET MAINTENANCE	37,631	241,875	12,400	228,275	228,275
	8510	PUBLIC TRANSIT	199,531	304,500	270,400	332,400	332,400
TRAFFIC SYSTEM MGT FUND			259,185	575,102	306,076	1,027,512	1,027,512
2002	6100	COMMUNITY DEVELOPMENT ADMINISTRATION	1,442	2,500	1,500	0	0
	6440	PLANNING	264,624	1,918,544	1,630,400	288,144	288,144
	8310	STREET MAINTENANCE	1,351,503	2,150,707	105,850	1,380,490	1,380,490
CITY-WIDE TRAFFIC MITIGATION			1,617,569	4,071,752	1,737,750	1,668,634	1,668,634
2003	8210	CROSSING GUARDS	26,332	26,774	26,687	28,520	28,520
CROSSING GUARD FUND			26,332	26,774	26,687	28,520	28,520
2100	7800	PARK MAINTENANCE/IMPROVEMENT	0	100,000	0	372,000	372,000
COMMUNITY WIDE			0	100,000	0	372,000	372,000
2111	7800	PARK MAINTENANCE/IMPROVEMENT	3,800	0	0	0	0
ZONE DEVELOPMENT FEES 1			3,800	0	0	0	0
2113	7800	PARK MAINTENANCE/IMPROVEMENT	0	29,676	0	0	0
ZONE DEVELOPMENT FEES 3			0	29,676	0	0	0
2151	2100	CITY MANAGER	0	0	0	13,546	13,545
	7100	PARKS & RECREATION ADMINISTRATION	0	20,000	0	0	0
	7620	FACILITIES	0	0	0	300,000	300,000
ART IN PUBLIC PLACES			0	20,000	0	313,546	313,545
2154	7620	FACILITIES	0	0	0	16,000	16,000
	7640	LIBRARY	13,899	68,500	28,550	64,000	64,000
LIBRARY FACILITIES			13,899	68,500	28,550	80,000	80,000
2200		OTHERS	(300)	0	0	0	0
	6100	COMMUNITY DEVELOPMENT ADMINISTRATION	693,950	655,282	658,441	679,983	683,271
	6410	BUILDING & SAFETY	266,336	279,000	210,000	360,100	360,100
	6430	CODE COMPLIANCE	121,780	210,163	174,771	183,795	184,681
	6440	PLANNING	499,669	752,806	537,230	561,509	565,935
COMMUNITY DEVELOPMENT			1,581,435	1,897,251	1,580,442	1,785,387	1,793,987
2201	2420	MRA HOUSING	26,192	40,402	38,260	46,780	46,780
	2430	CITY HOUSING	110,282	627,709	588,994	153,935	153,935
	6430	CODE COMPLIANCE	16,718	25,708	26,028	26,367	26,367
	7620	FACILITIES	0	0	0	30,493	30,493
CITY AFFORDABLE HOUSING			153,192	693,819	653,282	257,575	257,575
2202	2430	CITY HOUSING	0	20,000	20,000	20,000	20,000
CALHOME HOUSING			0	20,000	20,000	20,000	20,000
2203		OTHERS	0	0	30,000	30,000	30,000
	2421	OTHERS	16,121	58,877	0	0	0

CITY OF MOORPARK EXPENDITURE BUDGET SUMMARY FISCAL YEAR 2013/14

FUND	Dept/Div	Division Title	11/12 Actual	12/13 Budget	12/13 Estimate	13/14 Recommended	13/14 Adopted
HOUSING SUCCESSOR AGENCY			16,121	58,877	30,000	30,000	30,000
2300	7900	LIGHTING & LANDSCAPING MAINTENANCE ASSES	382,566	223,751	196,628	229,899	229,899
	8900	STREET LIGHTING	369,157	400,000	370,400	395,475	395,475
AD 94-2 CITYWIDE			751,722	623,751	567,028	625,374	625,374
2301	7900	LIGHTING & LANDSCAPING MAINTENANCE ASSES	13,317	15,763	12,458	16,034	16,034
AD 84-2 ZONE 1			13,317	15,763	12,458	16,034	16,034
2302	7900	LIGHTING & LANDSCAPING MAINTENANCE ASSES	102,596	81,394	47,359	68,837	68,837
	8320	NPDES - STORMWATER MANAGEMENT	439	446	453	456	456
AD 84-2 ZONE 2			103,035	81,840	47,812	69,293	69,293
2303	7900	LIGHTING & LANDSCAPING MAINTENANCE ASSES	4,135	4,521	3,848	4,440	4,440
AD 84-2 ZONE 3			4,135	4,521	3,848	4,440	4,440
2304	7900	LIGHTING & LANDSCAPING MAINTENANCE ASSES	10,448	6,597	5,403	6,626	6,626
AD 84-2 ZONE 4			10,448	6,597	5,403	6,626	6,626
2305	7900	LIGHTING & LANDSCAPING MAINTENANCE ASSES	53,305	68,322	46,575	65,600	65,600
	8320	NPDES - STORMWATER MANAGEMENT	439	446	453	456	456
AD 84-2 ZONE 5			53,745	68,768	47,028	66,056	66,056
2306	7900	LIGHTING & LANDSCAPING MAINTENANCE ASSES	3,633	1,693	1,448	1,654	1,654
AD 84-2 ZONE 6			3,633	1,693	1,448	1,654	1,654
2307	7900	LIGHTING & LANDSCAPING MAINTENANCE ASSES	20,333	15,656	11,932	14,567	14,567
AD 84-2 ZONE 7			20,333	15,656	11,932	14,567	14,567
2308	7900	LIGHTING & LANDSCAPING MAINTENANCE ASSES	36,529	27,183	23,850	27,454	27,454
AD 84-2 ZONE 8			36,529	27,183	23,850	27,454	27,454
2309	7900	LIGHTING & LANDSCAPING MAINTENANCE ASSES	4,859	4,675	4,203	4,679	4,679
AD 84-2 ZONE 9			4,859	4,675	4,203	4,679	4,679
2310	7900	LIGHTING & LANDSCAPING MAINTENANCE ASSES	248,011	198,261	164,986	178,063	178,063
	8320	NPDES - STORMWATER MANAGEMENT	5,262	5,351	5,435	5,478	5,478
AD 84-2 ZONE 10			253,273	203,612	170,421	183,541	183,541
2311	7900	LIGHTING & LANDSCAPING MAINTENANCE ASSES	3,459	1,421	1,351	1,543	1,543
AD 84-2 ZONE 11			3,459	1,421	1,351	1,543	1,543
2312	7900	LIGHTING & LANDSCAPING MAINTENANCE ASSES	249,460	175,725	131,821	152,853	152,853
AD 84-2 ZONE 12			249,460	175,725	131,821	152,853	152,853
2314	7900	LIGHTING & LANDSCAPING MAINTENANCE ASSES	4,162	3,250	2,593	3,233	3,233
AD 2001-01			4,162	3,250	2,593	3,233	3,233
2315	7900	LIGHTING & LANDSCAPING MAINTENANCE ASSES	134,291	216,618	117,604	259,170	259,170
AD 2001-02			134,291	216,618	117,604	259,170	259,170
2316	7900	LIGHTING & LANDSCAPING MAINTENANCE ASSES	7,740	11,935	10,788	11,939	11,939
	8320	NPDES - STORMWATER MANAGEMENT	0	5,000	5,000	5,000	5,000
AD 2001-03			7,740	16,935	15,788	16,939	16,939

CITY OF MOORPARK EXPENDITURE BUDGET SUMMARY FISCAL YEAR 2013/14

FUND	Dept/Div	Division Title	11/12 Actual	12/13 Budget	12/13 Estimate	13/14 Recommended	13/14 Adopted
2318	7900	LIGHTING & LANDSCAPING MAINTENANCE ASSES	10,078	12,198	11,403	12,026	12,026
AD 2004-01 DISTRICT 18			10,078	12,198	11,403	12,026	12,026
2320	7900	LIGHTING & LANDSCAPING MAINTENANCE ASSES	12,037	190,608	188,389	192,830	192,830
AD 0702 LYON HOMES (MERIDIAN HILLS)			12,037	190,608	188,389	192,830	192,830
2321	7900	LIGHTING & LANDSCAPING MAINTENANCE ASSES	2,400	16,338	15,867	15,864	15,864
AD 2006-01 SHEA HOMES			2,400	16,338	15,867	15,864	15,864
2322	7900	LIGHTING & LANDSCAPING MAINTENANCE ASSES	580,155	893,409	763,560	840,869	840,868
AD 2007-01 PARDEE HOMES			580,155	893,409	763,560	840,869	840,868
2400	2410	MRA/ECONOMIC DEVELOPMENT	0	0	0	5,000	5,000
	7800	PARK MAINTENANCE/IMPROVEMENT	1,774,940	2,256,744	1,900,336	2,144,627	2,129,098
PARK MAINTENANCE DISTRICT			1,774,940	2,256,744	1,900,336	2,149,627	2,134,098
2501	2100	CITY MANAGER	0	0	0	8,345	27,091
	7100	PARKS & RECREATION ADMINISTRATION	0	0	0	18,747	0
	8310	STREET MAINTENANCE	332,850	7,115,561	1,421,740	5,705,176	5,705,176
LOS ANGELES AOC			332,850	7,115,561	1,421,740	5,732,268	5,732,267
2602	7800	PARK MAINTENANCE/IMPROVEMENT	0	0	0	132,556	132,556
	8310	STREET MAINTENANCE	0	66,000	0	96,000	96,000
TDA ARTICLE 3			0	66,000	0	228,556	228,556
2603	8310	STREET MAINTENANCE	702,860	733,395	737,065	650,287	647,491
LOCAL TRANSPORTATION 8A			702,860	733,395	737,065	650,287	647,491
2604	8310	STREET MAINTENANCE	19,974	1,362,991	62,000	1,302,191	1,302,191
	8510	PUBLIC TRANSIT	0	105,583	0	217,053	217,053
ISTEA 21 FEDERAL GRANTS			19,974	1,468,574	62,000	1,519,244	1,519,244
2605		OTHERS	(243)	0	0	0	0
	7900	LIGHTING & LANDSCAPING MAINTENANCE ASSES	265,274	0	0	0	0
	8310	STREET MAINTENANCE	1,046,739	711,040	710,071	672,733	669,938
	8900	STREET LIGHTING	23	61,446	61,446	0	0
GAS TAX			1,311,793	772,486	771,517	672,733	669,938
2606	8310	STREET MAINTENANCE	8,191	903,987	819,000	113,966	113,966
HUT 2103			8,191	903,987	819,000	113,966	113,966
2609	2210	EMERGENCY MANAGEMENT	7,189	9,500	700	9,500	9,500
	7620	FACILITIES	71,854	34,624	34,624	0	0
	8310	STREET MAINTENANCE	6,774	1,146,097	54,000	1,729,513	1,729,513
	9200	PUBLIC SAFETY	100,000	100,000	100,000	100,000	100,000
OTHER STATE/FEDERAL GRANTS			185,817	1,290,221	189,324	1,839,013	1,839,013
2610	8310	STREET MAINTENANCE	6,930	464,609	405,435	0	0
TRAFFIC CONGESTION RELIEF			6,930	464,609	405,435	0	0
2611	8310	STREET MAINTENANCE	922	539,061	0	539,061	539,061
PROP 1B - LOCAL STREETS & ROADS			922	539,061	0	539,061	539,061
2612	8510	PUBLIC TRANSIT	735	0	0	0	0

CITY OF MOORPARK EXPENDITURE BUDGET SUMMARY FISCAL YEAR 2013/14

FUND	Dept/Div	Division Title	11/12 Actual	12/13 Budget	12/13 Estimate	13/14 Recommended	13/14 Adopted
PROP 1B - TRANSIT SAFETY & SECURITY			735	0	0	0	0
2620	8410	ENGINEERING	373,845	342,222	441,165	485,999	484,611
ENGINEERING/PW FUND			373,845	342,222	441,165	485,999	484,611
2701	2100	CITY MANAGER	0	17,625	0	17,625	17,625
CDBG ENTITLEMENT FUND			0	17,625	0	17,625	17,625
2800	2100	CITY MANAGER	296,160	219,616	0	360,930	361,707
	2410	MRA/ECONOMIC DEVELOPMENT	0	69,500	0	612,925	62,000
	6100	COMMUNITY DEVELOPMENT ADMINISTRATION	0	25,650	0	0	0
	7100	PARKS & RECREATION ADMINISTRATION	0	0	0	778	0
	7810	OPEN SPACE MAINTENANCE	0	17,200	21,100	25,200	25,200
	8310	STREET MAINTENANCE	23,450	(23,450)	0	0	0
	8410	ENGINEERING	0	150,000	0	150,000	150,000
ENDOWMENT FUND			319,610	458,516	21,100	1,149,833	598,907
2901		MRA HOUSING DEBT SERVICE	30,122	0	0	0	0
	2420	MRA HOUSING	283,518	0	0	0	0
	6430	CODE COMPLIANCE	9,304	0	0	0	0
MRA LOW/MOD INCOME HOUSING			322,943	0	0	0	0
2902		OTHERS	712,750	0	0	0	0
	2410	MRA/ECONOMIC DEVELOPMENT	1,591,870	0	0	0	0
	2610	HIGH STREET ARTS CENTER	98,061	0	0	0	0
	6430	CODE COMPLIANCE	14,873	0	0	0	0
MRA AREA 1 - OPERATIONS			2,417,554	0	0	0	0
2905	2410	MRA/ECONOMIC DEVELOPMENT	2,201,606	0	0	0	0
2006 TAX ALLOCATION BONDS			2,201,606	0	0	0	0
3901		1999 MRA TAB DEBT SERVICE	646,753	0	0	0	0
1999 MRA TAB DEBT SERVICE			646,753	0	0	0	0
3902		2001 MRA TAB DEBT SERVICE	308,716	0	0	0	0
2001 MRA TAB DEBT SERVICE			308,716	0	0	0	0
3903		2006 MRA TAB DEBT SERVICE	293,356	0	0	0	0
2006 MRA TAB DEBT SERVICE			293,356	0	0	0	0
4000	8310	STREET MAINTENANCE	12,183	0	0	0	0
CAPITAL IMPROVEMENT FUND			12,183	0	0	0	0
4001	2100	CITY MANAGER	2,497,657	3,508,635	51,006	3,457,629	3,457,629
CITY HALL IMRPOVEMENT FUND			2,497,657	3,508,635	51,006	3,457,629	3,457,629
4003	3120	INFORMATION SYSTEMS/CABLE TELEVISION	21,590	31,803	12,000	0	0
	7210	VECTOR/ANIMAL CONTROL	2,119	0	0	0	0
	7800	PARK MAINTENANCE/IMPROVEMENT	0	30,166	29,493	0	0
	8310	STREET MAINTENANCE	0	0	0	59,000	59,000
	9200	PUBLIC SAFETY	0	25,000	25,000	0	0
EQUIPMENT REPLACEMENT FUND			23,709	86,969	66,493	59,000	59,000

CITY OF MOORPARK EXPENDITURE BUDGET SUMMARY FISCAL YEAR 2013/14

FUND	Dept/Div	Division Title	11/12 Actual	12/13 Budget	12/13 Estimate	13/14 Recommended	13/14 Adopted
4004	2410	MRA/ECONOMIC DEVELOPMENT	0	(1)	0	0	0
SPECIAL PROJECTS FUND			0	(1)	0	0	0
4010		OTHERS	2,929	0	0	0	0
HIGHLAND IMPROVEMENT FUND			2,929	0	0	0	0
5000	8310	STREET MAINTENANCE	0	200,000	1,300	245,700	245,700
	8510	PUBLIC TRANSIT	678,167	798,894	596,283	770,876	769,489
LOCAL TRANSIT PROGRAMS 8C			678,167	998,894	597,583	1,016,576	1,015,189
5001	3140	SOLID WASTE/AB 939	325,146	284,012	280,787	297,625	296,019
	7210	VECTOR/ANIMAL CONTROL	4,760	10,000	8,000	11,000	11,000
SOLID WASTEAB 939			329,906	294,012	288,787	308,625	307,019
9100		OTHERS	0	3,500,000	721,269	2,468,757	2,468,757
RDA OBLIGATION RETIREMENT			0	3,500,000	721,269	2,468,757	2,468,757
9101		OTHERS	1,158	0	1,147,184	0	0
	2411	OTHERS	64,741	(753,493)	178,073	822,000	822,000
RDA-SA ECONOMIC DEVELOPMENT			65,899	(753,493)	1,325,257	822,000	822,000
9103	2411	OTHERS	95,884	0	10,000	200,000	586,675
RDA-SA 2001 TAB PROCEEDS			95,884	0	10,000	200,000	586,675
9104	2411	OTHERS	7,988,138	2,685,102	2,584,755	148,594	312,844
RDA-SA 2006 TAB PROCEEDS			7,988,138	2,685,102	2,584,755	148,594	312,844
9105		OTHERS	174,257	754,506	754,506	756,963	756,963
1999 TAB DEBT SERVICE			174,257	754,506	754,506	756,963	756,963
9106		OTHERS	440,073	606,319	606,319	600,526	600,526
2001 TAB DEBT SERVICE			440,073	606,319	606,319	600,526	600,526
9107		OTHERS	378,947	539,628	539,628	543,269	543,269
2006 TAB DEBT SERVICE			378,947	539,628	539,628	543,269	543,269
			47,259,552	56,944,686	37,219,073	51,682,337	51,864,212

Fiscal Year 2013/14

General Fund

GENERAL FUND REVENUES AND EXPENDITURES
FY 2006/07 TO FY 2013/14

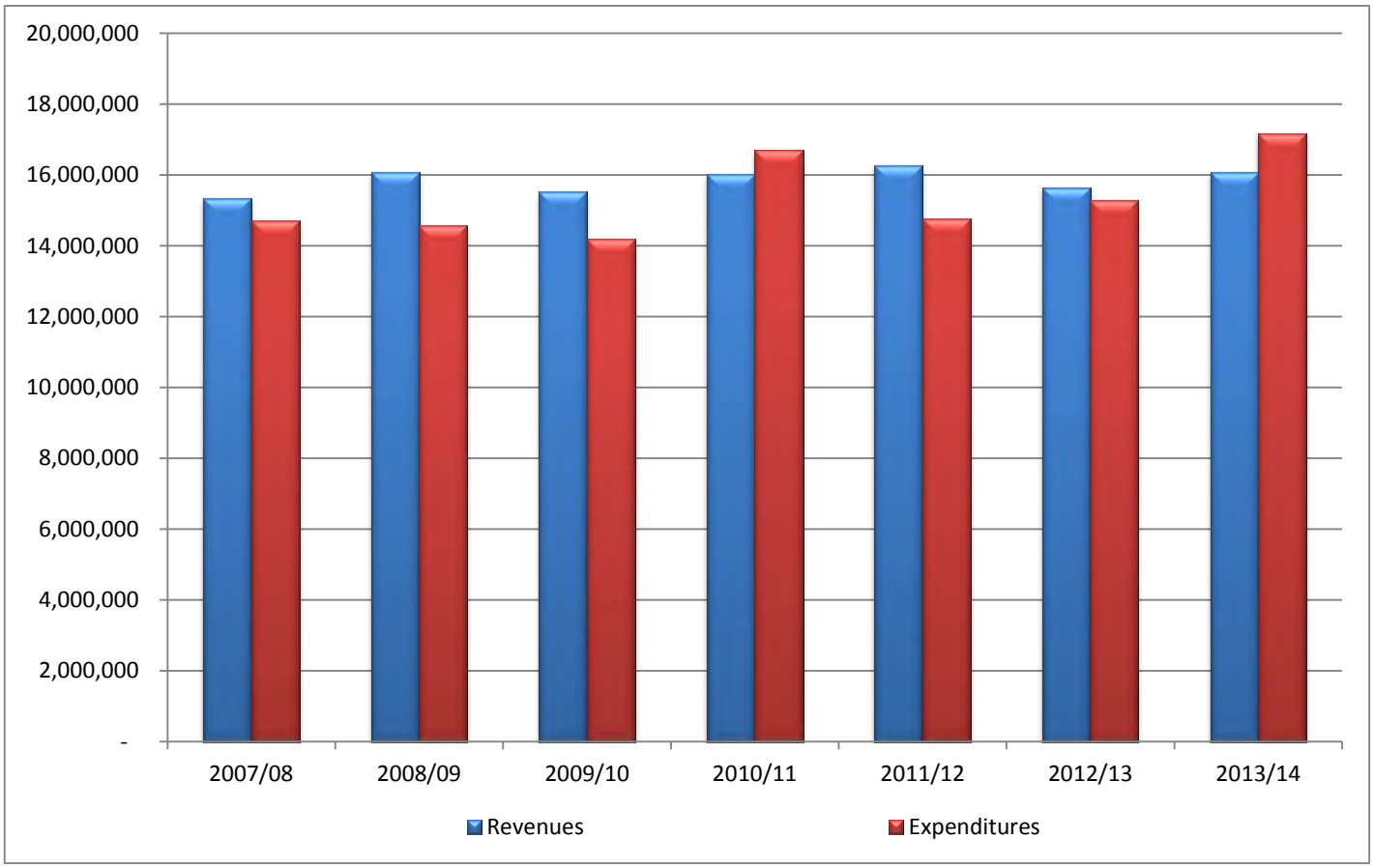

	2006/07 Actual	2007/08 Actual[1]	2008/09 Actual[2]	2009/10 Actual[3]	2010/11 Actual[4]	2011/12 Actual[5]	2012/13 Estimated	2013/14 Adopted
Revenues	15,407,021	15,320,011	16,081,241	15,530,831	16,023,831	16,252,443	15,648,500	16,077,200
Expenditures	12,225,573	14,713,485	14,562,674	14,201,162	16,688,759	14,752,920	15,274,150	17,179,330
Net	**3,181,448**	**606,526**	**1,518,567**	**1,329,669**	**(664,928)**	**1,499,523**	**374,350**	**(1,102,130)**

[1] FY 2007/08 Expenditures excludes transfer of $21,478,865 to the Special Projects Fund.
[2] FY 2008/09 Expenditures exclude transfer of $1,969,504 to the Special Projects Fund.
[3] FY 2009/10 Expenditures exclude transfer of $1,837,820 to the Special Projects Fund.
[4] FY 2010/11 Revenues exclude transfer of $361,264 from the Special Projects Fund.
[5] FY 2011/12 Expenditues exclude transfer of $1,500,523 to the Special Projects Fund.

Fiscal Year 2013/14

Interfund Transfers

CITY of MOORPARK
INTERFUND TRANSFER SUMMARY
FY 2012-13 ESTIMATE

	TRANSFERS IN					
	Community Development	LMDs	Parks Maintenance	Engineering PW	RDA-SARA Debt Service	TOTAL
TRANSFERS OUT	2200-3720	23XX-3720	2400-3720	2620-3720	91XX-3720	
General Fund						
1000-6100-0000-9820	893,542					**$ 893,542**
1000-7800-0000-9820			1,151,736			**$ 1,151,736**
1000-7900-0000-9820		358,508				**$ 358,508**
1000-8410-0000-9820				15,862		**$ 15,862**
Gas Tax						
2605-7900-0000-9820		61,446				**$ 61,446**
RDA Obligation Retirement Fund						
9100-9820					721,269	**$ 721,269**
RDA-SA Economic Devt Fund						
9101-9820					1,147,184	**$ 1,147,184**
TOTAL	**$ 893,542**	**$ 419,954**	**$ 1,151,736**	**$ 15,862**	**$ 1,868,453**	**$ 4,349,547**

CITY of MOORPARK
INTERFUND TRANSFER SUMMARY
FY 2013-14 BUDGET

	TRANSFERS IN						
	Community Development	LMDs	Parks Maintenance	Engineering PW	RDA-SARA Economic Devt	RDA-SARA Debt Service	TOTAL
TRANSFERS OUT	2200-3720	23XX-3720	2400-3720	2620-3720	9101-3720	91XX-3720	
General Fund							
1000-6100-0000-9820	862,787						**$ 862,787**
1000-7800-0000-9820			1,371,498				**$ 1,371,498**
1000-7900-0000-9820		181,765					**$ 181,765**
1000-8410-0000-9820				158,411			**$ 158,411**
RDA Obligation Retirement Fund							
9100-9820					600,000	1,868,757	**$ 2,468,757**
TOTAL	**$ 862,787**	**$ 181,765**	**$ 1,371,498**	**$ 158,411**	**$ 600,000**	**$ 1,868,757**	$ 5,043,218

MOORPARK CALIFORNIA
INCORPORATED JULY 1 1983

Fiscal Year 2013/14

Organizational Chart
and
Budgeted Full-Time Positions

CITY OF MOORPARK
ORGANIZATION CHART

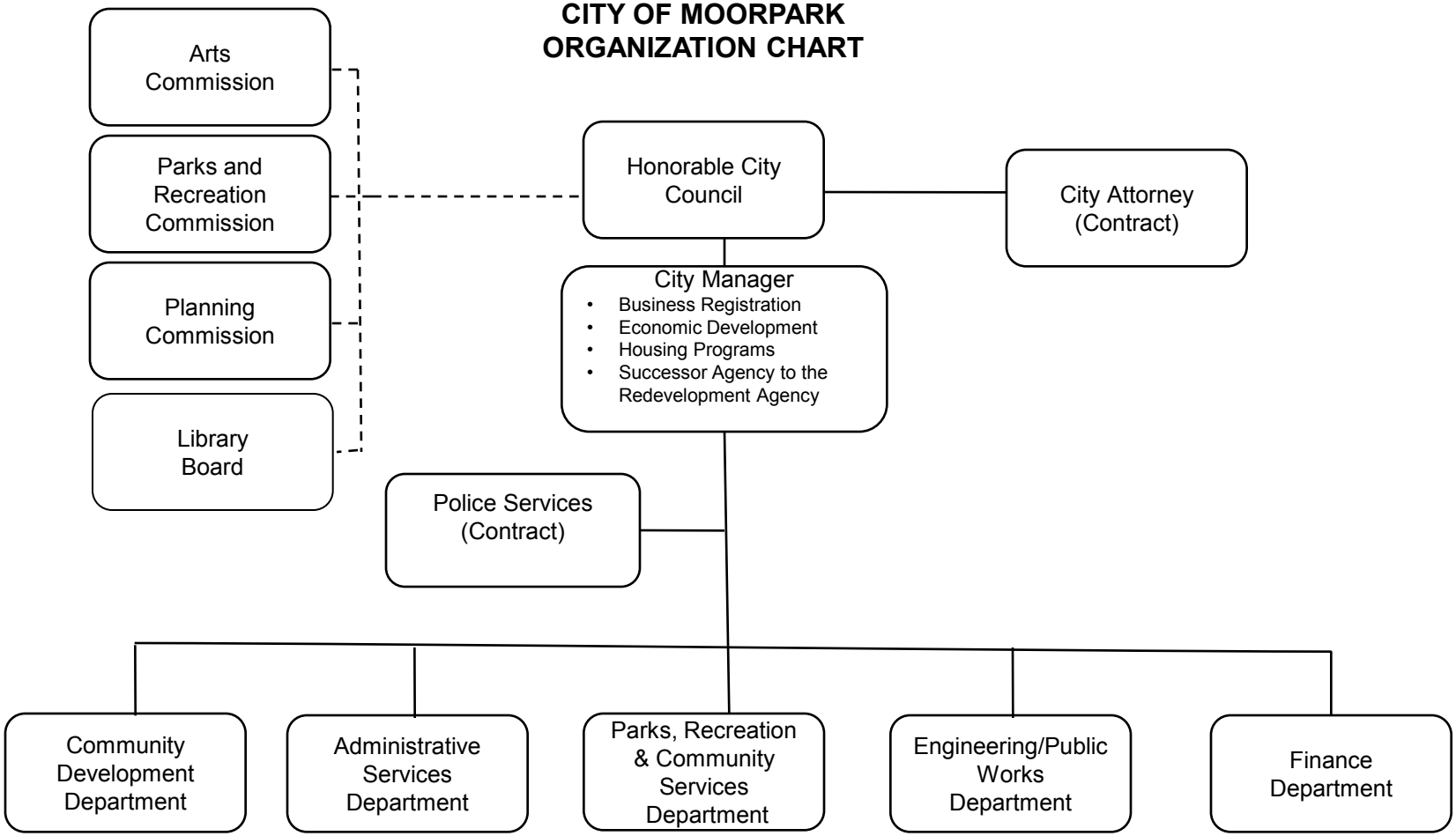

Community Development Department

- Building and Safety
- Code Compliance
- Permits
- Planning

Administrative Services Department

- City Clerk
- Human Resources
- Risk Management
- Information Systems
- Cable Television
- Legislative Relations
- Public Information
- Intergovernmental Relations
- Library
- Emergency Management

Parks, Recreation & Community Services Department

- Art in Public Places
- Parks and Landscape Maintenance
- Recreation
- Active Adult Center
- Open Space Maintenance
- Facility Operations and Maintenance
- Property Management

Engineering/Public Works Department

- Assessment District Street Lighting
- Capital Projects
- Crossing Guards
- NPDES
- Parking Enforcement
- Street Maintenance
- Transit
- Solid Waste & Recycling
- Animal Control/Vector

Finance Department

- Cash Management
- Central Services
- Finance and Accounting
- Fixed Assets Management
- Purchasing
- Franchise Administration
- Budget Development & Administration

CITY OF MOORPARK

BUDGETED FULL-TIME AND PART-TIME POSITIONS

	Fiscal Year 2009-10	Fiscal Year 2010-11	Fiscal Year 2011-12	Fiscal Year 2012-13	Fiscal Year 2013-14
CITY MANAGER'S OFFICE:					
CITY MANAGER	1.00	1.00	1.00	1.00	1.00
ASSISTANT CITY MANAGER	--	--	--	--	1.00
Executive Secretary	0.75	0.75	0.75	0.75	0.75
Administrative Secretary	--	--	--	--	1.00
Redevelopment Manager	--	--	--	--	1.00
ASSISTANT CITY MANAGER	1.00	1.00	--	--	--
Administrative Secretary	--	1.00	--	--	--
Redevelopment Manager	1.00	1.00	--	--	--
Secretary I/II	1.50	--	--	--	--
Management Analyst	1.00	1.00	--	--	--
Senior Management Analyst	2.00	2.00	--	--	--
Box Offfice Cashier	--	0.47	--	--	--
	8.25	**8.22**	**1.75**	**1.75**	**4.75**
ADMINISTRATIVE SERVICES:					
DEPUTY CITY MANAGER	--	--	1.00	1.00	1.00
ADMINISTRATIVE SERVICES DIRECTOR & CITY CLERK	1.00	1.00	--	--	--
Administrative Assistant	--	--	--	--	1.00
Administrative Service Manager	--	--	1.00	1.00	1.00
Administrative Specialist	--	--	1.00	1.00	--
Assistant City Clerk	1.00	1.00	--	--	--
City Clerk	--	--	1.00	1.00	1.00
Clerical Aide/Crossing Guard	0.48	0.48	--	--	--
Clerical Aide II	--	--	0.48	0.88	0.68
Deputy City Clerk I/II	2.00	2.00	1.00	1.00	1.00
Human Resources Analyst	1.00	1.00	1.00	1.00	1.00
Information Systems Manager	1.00	1.00	--	--	--
Information Systems Analyst	1.00	1.00	--	--	--
Secretary I/II	1.00	1.00	1.00	1.00	--
Sr Information System Analyst	--	--	2.00	2.00	2.00
Senior Management Analyst	1.00	1.00	--	--	1.00
Vector/Animal Control Specialist	1.00	1.00	--	--	--
Vector/Animal Control Technician	1.00	1.00	--	--	--
	11.48	**11.48**	**9.48**	**9.88**	**9.68**
COMMUNITY DEVELOPMENT:					
DEPUTY CITY MANAGER	1.00	--	--	--	--
COMMUNITY DEVELOPMENT DIRECTOR	--	1.00	1.00	1.00	1.00
PLANNING DIRECTOR	1.00	--	--	--	--
Administrative Assistant	1.00	1.00	1.00	1.00	--
Administrative Specialist	--	--	--	--	1.00
Administrative Secretary	--	--	1.00	1.00	--
Assistant Planner I	1.00	1.00	1.00	1.00	1.00
Clerical Aide/Crossing Guard	0.48	0.48	--	--	--
Code Compliance Technician II	1.00	1.00	1.00	1.00	1.00
Principal Planner	2.00	2.00	2.00	2.00	2.00
Receptionist	1.00	1.00	1.00	1.00	1.00
Redevelopment Manager	--	--	1.00	1.00	--
Management Analyst	1.00	1.00	2.00	1.00	--
	9.48	**8.48**	**11.00**	**10.00**	**7.00**
FINANCE:					
FINANCE DIRECTOR	1.00	1.00	1.00	1.00	1.00
Account Technician I/II	2.00	2.00	2.00	2.00	2.00
Accountant I/II	1.00	1.00	1.00	1.00	--
Budget & Finance Manager	--	--	1.00	1.00	1.00
Finance/Accounting Manager	1.00	1.00	--	--	--
Secretary I/II	0.50	--	--	--	1.00
Senior Account Technician	1.00	1.00	1.00	1.00	1.00
	6.50	**6.00**	**6.00**	**6.00**	**6.00**

CITY OF MOORPARK

BUDGETED FULL-TIME AND PART-TIME POSITIONS

	Fiscal Year 2009-10	Fiscal Year 2010-11	Fiscal Year 2011-12	Fiscal Year 2012-13	Fiscal Year 2013-14
CITY ENGINEER/PUBLIC WORKS					
CITY ENGINEER/PUBLIC WORKS DIRECTOR	1.00	1.00	1.00	1.00	1.00
Administrative Assistant	1.00	1.00	1.00	1.00	0.50
Administrative Secretary	--	--	--	--	0.50
Assistant Engineer	1.00	--	1.00	1.00	1.00
Assistant City Engineer	1.00	1.00	--	--	--
Crossing Guard Supervisor	1.00	1.00	1.00	1.00	1.00
Clerical Aide/Crossing Guard	0.48	0.48	0.48	0.48	0.96
Intern (Solid Waste)	--	--	0.38	0.38	0.38
Maintenance Worker I/II/III	2.00	2.00	2.00	2.00	2.00
Public Works Superintendent/Inspector	1.00	1.00	1.00	1.00	1.00
Senior Maintenance Worker	1.00	1.00	1.00	1.00	1.00
Senior Management Analyst	1.00	1.00	2.00	2.00	2.00
Vector/Animal Control Specialist	--	--	--	--	1.00
Vector/Animal Control Technician	--	--	--	--	1.00
	10.48	9.48	10.86	10.86	13.34
PARKS, RECREATION AND COMMUNITY SERVICES					
ASSISTANT CITY MANAGER	--	--	1.00	1.00	--
PARKS, REC & COMMUNITY SERVICES DIRECTOR	1.00	--	--	--	--
PARKS AND RECREATION DIRECTOR	--	1.00	--	--	1.00
Active Adult Center Supervisor	1.00	1.00	1.00	1.00	1.00
Administrative Assistant	1.00	1.00	1.00	1.00	1.00
Box Offfice Cashier	--	--	0.48	--	--
Clerical Aide/Crossing Guard	--	--	0.48	0.48	--
Facilities Technician	1.00	1.00	1.00	1.00	1.00
Intern (Solid Waste)	0.38	0.38	--	--	--
Kitchen Aide	0.48	--	--	--	--
Laborer/Custodian II/III/IV	1.26	0.99	3.11	3.12	3.65
Landscape/Parks Maintenance Superintendent	1.00	2.00	1.00	1.00	2.00
Maintenance Specialist	--	--	--	--	1.00
Maintenance Worker I/II/III	3.00	3.00	3.00	3.00	2.00
Management Analyst	--	--	--	--	1.00
Parks/Landscape Manager	1.00	--	1.00	1.00	--
Program Director	0.23	--	--	--	--
Recreation Aide	1.32	1.40	1.40	0.87	1.03
Recreation Assistant	1.00	1.00	1.00	1.00	1.00
Recreation Coordinator I/II/III	3.00	3.00	2.00	3.00	3.00
Recreation Leader I/II/III/IV	7.43	7.58	6.00	6.00	5.85
Recreation Supervisor	1.00	1.00	1.00	1.00	1.00
Recreation Superintendent	--	--	1.00	1.00	1.00
Senior Maintenance Worker	1.00	1.00	--	--	--
Senior Management Analyst	--	--	1.00	1.00	--
Senior Nutrition Coordinator	--	0.48	0.48	0.48	0.48
Vector/Animal Control Specialist	--	--	1.00	1.00	--
Vector/Animal Control Technician	--	--	1.00	1.00	--
	26.10	25.83	27.95	27.95	27.01
TOTAL POSITIONS	**72.29**	**69.49**	**67.04**	**66.44**	**67.78**

City Council
(Department 1100)

The City of Moorpark operates under a Council/Manager form of government with an elected Mayor. The Mayor and four City Councilmembers are elected at-large to serve a two-year term and four-year staggered terms, respectively. The City Council sets the policy direction for City operations and programs, approves the annual budget and provides direction for the City's interaction with other governmental jurisdictions. The City Council appoints the City Manager to implement and administer Council decisions and policy directives. The City Council serves as the governing body of the Industrial Development Authority and the Public Finance Authority. On February 1, 2012, the Moorpark Redevelopment Agency was dissolved pursuant to State Assembly Bill 1x26. City Council elected to act as the Agency's Successor Agency.

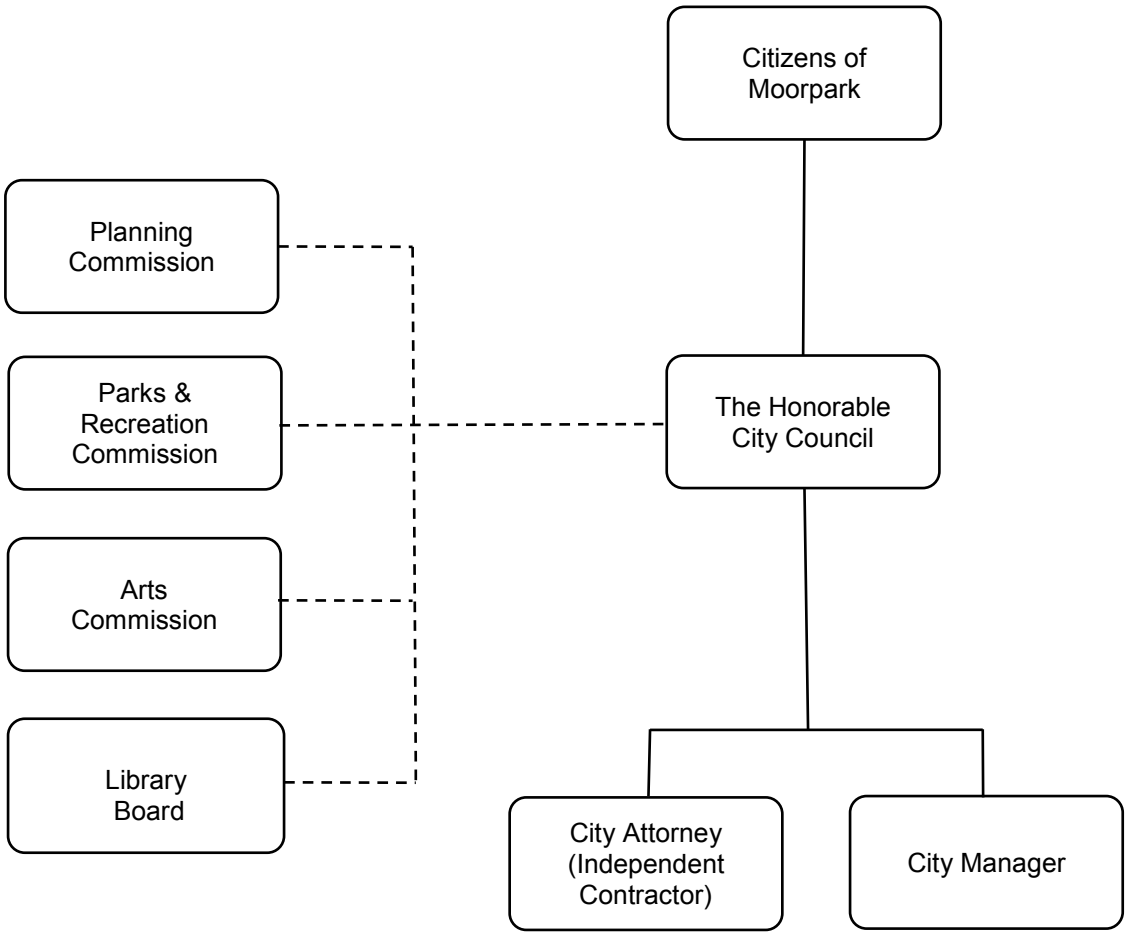

Expense and Staffing History
City Council

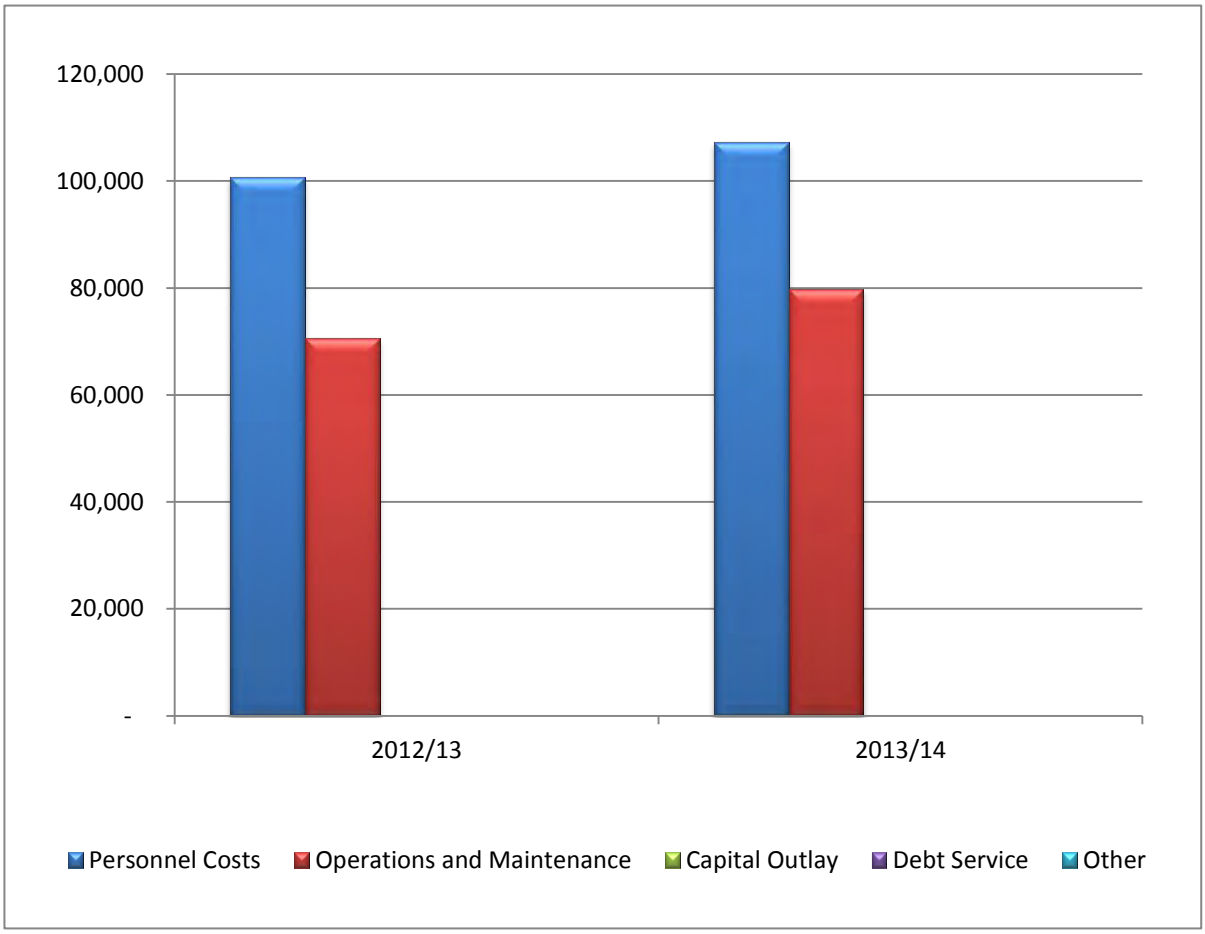

	2012/13 Estimated	2013/14 Adopted
Personnel Costs	100,691	107,148
Operations and Maintenance	70,559	79,800
Capital Outlay	-	-
Debt Service	-	-
Other	-	-
Total Expenses	**$171,250**	**$186,948**

Department Staffing		
Mayor	1.00	1.00
City Council Members	4.00	4.00
	5.00	**5.00**

CITY COUNCIL

Budget Unit	Object	Account Title	11/12 Actual	12/13 Budget	12/13 Estimate	13/14 Recommended	13/14 Adopted
100011000000	9003	SALARIES (PART-TIME)	36,300	36,000	36,000	36,000	36,000
100011000000	9011	WORKERS COMP INSURANCE	0	399	399	957	957
100011000000	9013	PERS CONTRIBUTIONS	6,685	6,707	7,171	6,518	6,518
100011000000	9014	MEDICARE	532	583	507	592	592
100011000000	9017	PART-TIME RETIREMENT CONT	76	0	0	0	0
100011000000	9030	OPEB-ANNUAL REQD CONTRIB	181	182	182	190	190
100011000000	9040	DENTAL INSURANCE	4,738	4,927	5,315	4,927	4,927
100011000000	9041	VISION INSURANCE	888	880	974	880	880
100011000000	9042	GROUP LIFE INSURANCE	429	512	392	512	512
100011000000	9045	MEDICAL HLTH INSURANCE	39,455	42,929	49,751	56,572	56,572
			89,284	93,119	100,691	107,148	107,148
100011000000	9102	CONTRACTUAL SERVICES	10,621	8,675	8,000	6,500	6,500
100011000000	9103	SPECIAL PROFESSIONAL SVCS	8,500	20,000	0	0	0
100011000000	9205	SPECIAL DEPT SUPPLIES	1,146	3,500	1,800	3,500	3,500
100011000000	9220	PUBLICATIONS & SUBSCRIPT	0	200	200	200	200
100011000000	9221	MEMBERSHIPS & DUES	22,367	20,100	18,834	20,100	20,100
100011000000	9222	EDUCATION & TRAINING	0	1,000	0	1,000	1,000
100011000000	9223	CONFERENCES & MEETINGS	8,304	12,500	9,000	12,500	12,500
100011000000	9224	MILEAGE	48	875	875	875	875
100011000000	9231	POSTAGE	0	200	100	200	200
100011000000	9232	PRINTING	169	800	400	800	800
100011000000	9234	ADVERTISING	0	300	150	300	300
100011000000	9240	COMMUNITY PROMOTION	0	1,000	500	1,000	1,000
100011000000	9241	EMPLOYEE RECOGNITION	0	2,000	1,000	2,000	2,000
100011000000	9274	CONTRIBUTIONS&DONATIONS	0	25,000	25,000	25,000	26,000
100011000000	9420	TELEPHONE SERVICE	2,855	4,825	4,700	4,825	4,825
			54,011	100,975	70,559	78,800	79,800
			143,295	194,094	171,250	185,948	186,948

CITY OF MOORPARK
BUDGET LINE ITEM DETAIL
FISCAL YEAR 2013/14

DEPARTMENT: 1100 - CITY COUNCIL

OBJECT CODE	BUDGET UNIT	DESCRIPTION	AMOUNT
9102	100011000000	LOCAL AGENCY FORMATION COMMISSION	6,500
			6,500
9205	100011000000	FLOWERS, PLAQUES, AND PROCLAMATIONS	500
		CITY COUNCIL MEETING SUPPLIES	3,000
			3,500
9220	100011000000	PUBLIC ADMINISTRATION PERIODICALS	200
			200
9221	100011000000	LEAGUE OF CALIFORNIA CITIES	12,100
		LEAGUE OF CALIFORNIA CITIES - CHANNEL COUNTIES DIVISION	100
		SOUTHERN CALIFORNIA ASSOCIATION OF GOVERNMENTS	3,700
		VENTURA COUNCIL OF GOVERNMENTS	3,700
		MISCELLANEOUS MEMBERSHIPS	500
			20,100
9222	100011000000	ANNUAL TRAINING (5 @ $200 EACH)	1,000
			1,000
9223	100011000000	CONFERENCES AND MEETINGS (5 @ $2,500 EACH)	12,500
			12,500
9224	100011000000	MILEAGE REIMBURSEMENT (5 @ $175 EACH) (INCLUDES MILEAGE FOR APPOINTEES NOT RECEIVING HONORARIUMS)	875
			875
9240	100011000000	MISCELLANEOUS SPECIAL ACTIVITIES	1,000
			1,000
9274	100011000000	ANNUAL CONTRIBUTION TO THE EAST COUNTY COURTHOUSE OPERATIONS FY 2013/2014 (GF RESERVE)	25,000
		EDCVC FILM PERMIT LIAISON	1,000
			26,000
9420	100011000000	CELL PHONE REIMB - COUNCIL	4,825
			4,825

City Manager
(Department 2100)

The City Manager is appointed by the City Council to implement and administer the City Council's decisions and policy directives. The City Manager has significant responsibility for the operation of the City including: assists the City Council on policy matters, establishes procedures for policy/program implementation, maintains the delivery of established services within the community, hires and assigns employees, regulates and allocates the use of resources, and implements federal and state mandates as appropriate.

Additionally, the City Manager directs and coordinates the activities of the six City departments, Department Heads and a contract with Ventura County Sheriff for public safety services. The City Manager helps the organization anticipate and adapt to change and represents the organization within the community and with other government agencies.

Effective July 1, 2013, the Successor Agency to the Redevelopment Agency of the City of Moorpark (SARA) will transfer from Community Development Department to City Manager's Department. Responsibilities include managing the City's economic development activities and housing programs.

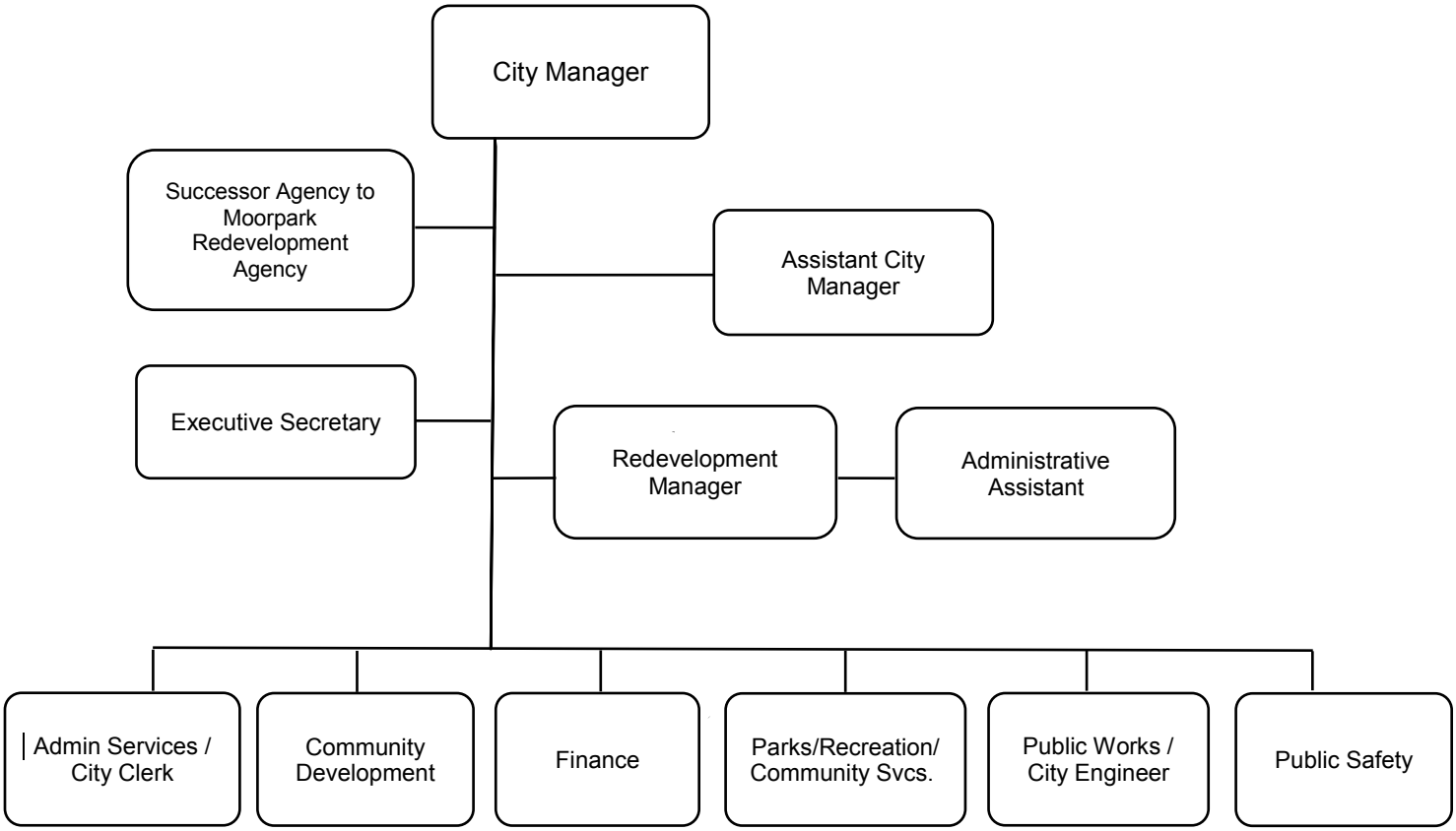

Expense and Staffing History
City Manager

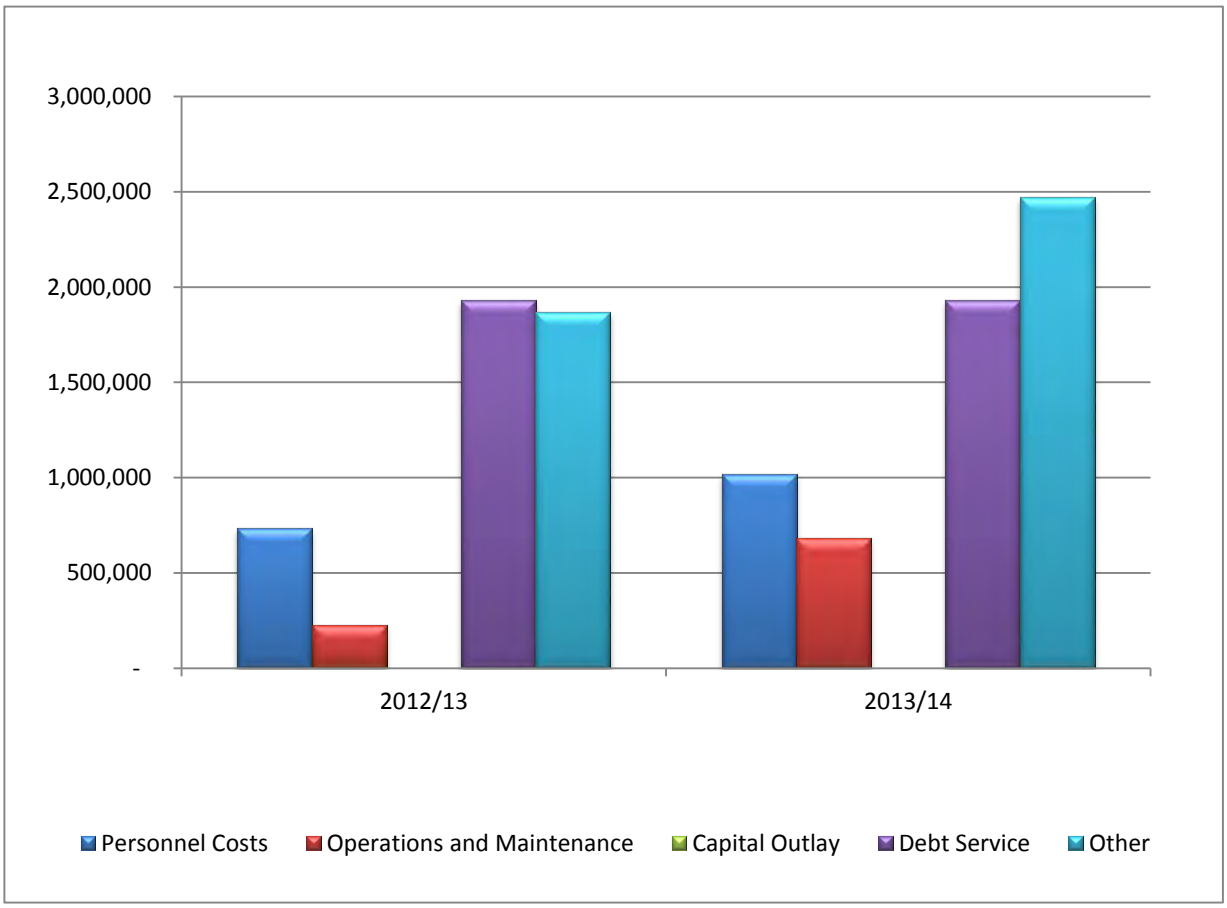

	2012/13 Estimated	2013/14 Adopted
Personnel Costs	734,149	1,017,661
Operations and Maintenance	225,841	683,600
Capital Outlay	-	-
Debt Service	1,930,453	1,930,758
Other	1,868,453	2,468,757
Total Expenses*	**$4,758,896**	**$6,100,776**

** includes SARA*

Department Staffing		
City Manager	1.00	1.00
Assistant City Manager		1.00
Redevelopment Manager		1.00
Executive Secretary		0.75
Administrative Secretary	0.75	1.00
	1.75	**4.75**

CITY MANAGER

Budget Unit	Object	Account Title	11/12 Actual	12/13 Budget	12/13 Estimate	13/14 Recommended	13/14 Adopted
100021000000	9001	HONORARIUMS	500	0	600	1,500	1,500
100021000000	9002	SALARIES (FULL-TIME)	241,318	247,230	260,566	274,395	283,632
200121000000	9002	SALARIES (FULL-TIME)	53	0	0	0	0
215121000000	9002	SALARIES (FULL-TIME)	0	0	0	9,373	9,373
250121000000	9002	SALARIES (FULL-TIME)	0	0	0	0	18,747
280021000000	9002	SALARIES (FULL-TIME)	0	0	0	121,853	121,853
100021000000	9003	SALARIES (PART-TIME)	61,556	54,069	44,825	52,993	54,777
100021000000	9011	WORKERS COMP INSURANCE	573	3,342	3,342	8,746	8,745
200121000000	9011	WORKERS COMP INSURANCE	1	0	0	0	0
215121000000	9011	WORKERS COMP INSURANCE	0	0	0	249	249
250121000000	9011	WORKERS COMP INSURANCE	0	0	0	499	498
280021000000	9011	WORKERS COMP INSURANCE	0	0	0	3,240	3,240
100021000000	9013	PERS CONTRIBUTIONS	50,133	51,493	53,597	56,552	56,552
200121000000	9013	PERS CONTRIBUTIONS	10	0	0	2,919	0
215121000000	9013	PERS CONTRIBUTIONS	0	0	0	1,634	1,634
250121000000	9013	PERS CONTRIBUTIONS	0	0	0	3,268	3,268
280021000000	9013	PERS CONTRIBUTIONS	0	0	0	21,242	21,242
100021000000	9014	MEDICARE	833	819	825	4,779	4,779
200121000000	9014	MEDICARE	(2)	0	0	192	0
215121000000	9014	MEDICARE	0	0	0	128	128
250121000000	9014	MEDICARE	0	0	0	256	256
280021000000	9014	MEDICARE	0	0	0	1,665	1,665
100021000000	9018	LONGEVITY PAY	7,429	7,394	7,397	7,936	7,936
215121000000	9018	LONGEVITY PAY	0	0	0	135	135
250121000000	9018	LONGEVITY PAY	0	0	0	271	271
280021000000	9018	LONGEVITY PAY	0	0	0	1,760	1,760
100021000000	9019	FULL TIME DEFERRED COMP	0	0	0	12,355	12,355
215121000000	9019	FULL TIME DEFERRED COMP	0	0	0	238	238
250121000000	9019	FULL TIME DEFERRED COMP	0	0	0	475	475
280021000000	9019	FULL TIME DEFERRED COMP	0	0	0	3,090	3,090
100021000000	9030	OPEB-ANNUAL REQD CONTRIB	1,541	1,525	1,525	1,729	1,729
215121000000	9030	OPEB-ANNUAL REQD CONTRIB	0	0	0	50	49
250121000000	9030	OPEB-ANNUAL REQD CONTRIB	0	0	0	99	99
280021000000	9030	OPEB-ANNUAL REQD CONTRIB	0	0	0	644	643
100021000000	9040	DENTAL INSURANCE	4,245	4,290	4,085	4,556	4,556
200121000000	9040	DENTAL INSURANCE	9	0	0	0	0
215121000000	9040	DENTAL INSURANCE	0	0	0	67	67
250121000000	9040	DENTAL INSURANCE	0	0	0	133	133
280021000000	9040	DENTAL INSURANCE	0	0	0	866	866
100021000000	9041	VISION INSURANCE	520	496	497	534	534
200121000000	9041	VISION INSURANCE	1	0	0	0	0
215121000000	9041	VISION INSURANCE	0	0	0	10	10
250121000000	9041	VISION INSURANCE	0	0	0	19	19
280021000000	9041	VISION INSURANCE	0	0	0	124	124
100021000000	9042	GROUP LIFE INSURANCE	872	2,328	744	2,567	2,567
200121000000	9042	GROUP LIFE INSURANCE	2	0	0	0	0
215121000000	9042	GROUP LIFE INSURANCE	0	0	0	60	60
250121000000	9042	GROUP LIFE INSURANCE	0	0	0	120	120
280021000000	9042	GROUP LIFE INSURANCE	0	0	0	0	778
100021000000	9043	ST/LT DISABILITY INSURANC	1,570	2,025	1,369	1,786	1,786
200121000000	9043	ST/LT DISABILITY INSURANC	8	0	0	0	0

CITY MANAGER

Budget Unit	Object	Account Title	11/12 Actual	12/13 Budget	12/13 Estimate	13/14 Recommended	13/14 Adopted
215121000000	9043	ST/LT DISABILITY INSURANC	0	0	0	61	61
250121000000	9043	ST/LT DISABILITY INSURANC	0	0	0	122	122
280021000000	9043	ST/LT DISABILITY INSURANC	0	0	0	793	793
100021000000	9044	EMPLOYEE ASSTANCE PROGR/	60	54	54	59	59
215121000000	9044	EMPLOYEE ASSTANCE PROGR/	0	0	0	1	1
250121000000	9044	EMPLOYEE ASSTANCE PROGR/	0	0	0	3	3
280021000000	9044	EMPLOYEE ASSTANCE PROGR/	0	0	0	18	18
100021000000	9045	MEDICAL HLTH INSURANCE	30,408	30,521	32,367	39,397	39,397
200121000000	9045	MEDICAL HLTH INSURANCE	55	0	0	0	0
215121000000	9045	MEDICAL HLTH INSURANCE	0	0	0	1,296	1,296
250121000000	9045	MEDICAL HLTH INSURANCE	0	0	0	2,591	2,591
280021000000	9045	MEDICAL HLTH INSURANCE	0	0	0	16,844	16,844
			401,695	405,586	411,793	666,292	693,723
100021000000	9102	CONTRACTUAL SERVICES	1,850	0	0	0	0
100021000000	9198	OVERHEAD ALLOC-SERVICES	2,488	3,289	3,189	3,640	3,640
100021000000	9201	COMP SUPP/EQUIP NON-CAPIT	0	500	250	500	500
100021000000	9202	OFFICE SUPPLIES	403	1,000	500	1,000	1,000
100021000000	9205	SPECIAL DEPT SUPPLIES	0	400	200	400	400
100021000000	9220	PUBLICATIONS & SUBSCRIPT	889	1,200	1,000	1,200	1,200
100021000000	9221	MEMBERSHIPS & DUES	1,750	2,100	2,050	2,100	2,100
100021000000	9222	EDUCATION & TRAINING	0	900	500	900	900
100021000000	9223	CONFERENCES & MEETINGS	95	5,000	2,500	5,000	5,000
100021000000	9224	MILEAGE	6,209	6,380	6,180	7,124	200
215121000000	9224	MILEAGE	0	0	0	186	0
250121000000	9224	MILEAGE	0	0	0	372	0
280021000000	9224	MILEAGE	0	0	0	2,418	0
100021000000	9226	AUTO ALLOWANCE	0	0	0	0	6,924
215121000000	9226	AUTO ALLOWANCE	0	0	0	0	186
250121000000	9226	AUTO ALLOWANCE	0	0	0	0	372
280021000000	9226	AUTO ALLOWANCE	0	0	0	0	2,418
100021000000	9231	POSTAGE	88	700	200	700	700
100021000000	9232	PRINTING	0	800	400	800	800
100021000000	9234	ADVERTISING	651	500	200	500	500
100021000000	9298	OVERHEAD ALLOC-SUPPLIES	13,594	13,626	13,609	14,188	14,188
100021000000	9420	TELEPHONE SERVICE	1,055	1,165	1,436	1,073	0
215121000000	9420	TELEPHONE SERVICE	0	0	0	58	0
250121000000	9420	TELEPHONE SERVICE	0	0	0	117	0
280021000000	9420	TELEPHONE SERVICE	0	0	0	757	0
100021000000	9424	CELLULAR PHONES/ALLOW	0	0	0	0	1,073
215121000000	9424	CELLULAR PHONES/ALLOW	0	0	0	0	58
250121000000	9424	CELLULAR PHONES/ALLOW	0	0	0	0	117
280021000000	9424	CELLULAR PHONES/ALLOW	0	0	0	0	757
100021000000	9498	OVERHEAD ALLOC-UTILITIES	1,349	1,501	1,519	1,522	1,522
			30,422	39,061	33,733	44,555	44,555
280021002007	9820	TRANSFER TO OTHER FUNDS	5,070	0	0	0	0
			5,070	0	0	0	0
			437,187	444,647	445,526	710,847	738,278

CITY OF MOORPARK
BUDGET LINE ITEM DETAIL
FISCAL YEAR 2013/14

DEPARTMENT: 2100 - CITY MANAGER

OBJECT CODE	BUDGET UNIT	DESCRIPTION	AMOUNT
9001	100021000000	ARTS COMMISSION MEETING COMPENSATION	1,500
			1,500
9201	100021000000	MISCELLANEOUS COMPUTER SUPPLIES	500
			500
9220	100021000000	NEWSPAPER SUBSCRIPTIONS	1,000
		PUBLIC ADMINISTRATION PERIODICALS	200
			1,200
9221	100021000000	INTERNATIONAL CITY MANAGEMENT ASSOCIATION - CM	1,400
		VENTURA COUNTY CITY MANAGER'S ASSOCIATION - CM	200
		INTERNATIONAL ASSOC. OF ADMIN PROFESSIONALS - EXEC SEC	200
		MISCELLANEOUS MEMBERSHIPS	300
			2,100
9222	100021000000	CM, EXEC SEC (2 @ $200 EACH)	400
		MISCELLANEOUS TRAINING	500
			900
9223	100021000000	LEAGUE OF CALIFORNIA CITIES (LCC) ANNUAL CONFERENCE	1,800
		LCC CITY MANAGER'S DEPARTMENT MEETING	1,600
		MISCELLANEOUS CONFERENCES	600
		LOCAL MEETING MEALS	500
		MISCELLANEOUS TRAVEL	500
			5,000
9224	100021000000	MISCELLANEOUS MILEAGE	200
			200
9226	100021000000	AUTO ALLOWANCE - CM 100%	6,180
		AUTO ALLOWANCE - ACM 20%	744
			6,924
	215121000000	AUTO ALLOWANCE - ACM 5%	186
			186
	250121000000	AUTO ALLOWANCE - ACM 10%	372
			372
	280021000000	AUTO ALLOWANCE - ACM 65%	2,418

CITY OF MOORPARK
BUDGET LINE ITEM DETAIL
FISCAL YEAR 2013/14

DEPARTMENT: 2100 - CITY MANAGER

OBJECT CODE	BUDGET UNIT	DESCRIPTION	AMOUNT
			2,418
9424	100021000000	CELL PHONE ALLOWANCE - CM 100%	840
		CELL PHONE ALLOWANCE - ACM 20%	233
			1,073
	215121000000	CELL PHONE ALLOWANCE - ACM 5%	58
			58
	250121000000	CELL PHONE ALLOWANCE - ACM 10%	117
			117
	280021000000	CELL PHONE ALLOWANCE - ACM 65%	757
			757

Economic Development
(Division 2410)

The City Economic Development division works within the Moorpark business community to improve the economic vitality of the City of Moorpark. The Economic Development division maintains open communication with local businesses focusing on strengthening the relationship between the City and the business community. Feedback from the businesses is utilized to improve public and private business services; assist businesses with expansion; expand support to business collaboration; provide sufficient infrastructure; develop and maintain the local workforce; assistance with the entitlement and building permit process; and pro-business policy making.

The Economic Development division also places an emphasis on encouraging new business to the area. Efforts are focused on recruiting businesses to reduce retail leakage within the City of Moorpark and increase the daytime population by increasing the number of jobs.

ECONOMIC DEVELOPMENT

Budget Unit	Object	Account Title	11/12 Actual	12/13 Budget	12/13 Estimate	13/14 Recommended	13/14 for Approval
290224100000	9001	HONORARIUMS	1,090	0	0	0	0
290224100000	9002	SALARIES (FULL-TIME)	81,841	0	0	0	0
290224100000	9003	SALARIES (PART-TIME)	3,710	0	0	0	0
290224100000	9011	WORKERS COMP INSURANCE	319	0	0	0	0
290224100000	9013	PERS CONTRIBUTIONS	14,228	0	0	0	0
290224100000	9014	MEDICARE	1,262	0	0	0	0
290224100000	9017	PART-TIME RETIREMENT CONT	160	0	0	0	0
290224100000	9018	LONGEVITY PAY	93	0	0	0	0
290224100000	9040	DENTAL INSURANCE	1,053	0	0	0	0
290224100000	9041	VISION INSURANCE	135	0	0	0	0
290224100000	9042	GROUP LIFE INSURANCE	161	0	0	0	0
290224100000	9043	ST/LT DISABILITY INSURANC	649	0	0	0	0
290224100000	9044	EMPLOYEE ASSTANCE PROGRAM	26	0	0	0	0
290224100000	9045	MEDICAL HLTH INSURANCE	10,197	0	0	0	0
			114,923	0	0	0	0
100024100000	9102	CONTRACTUAL SERVICES	2,400	0	2,400	5,500	5,500
290224100000	9102	CONTRACTUAL SERVICES	19,308	0	0	0	0
100024100000	9103	SPECIAL PROFESSIONAL SVCS	3,798	13,033	13,000	13,000	13,000
290224100000	9103	SPECIAL PROFESSIONAL SVCS	6,731	0	0	0	0
100024100000	9121	LEGAL SERVICES - RETAINER	2,277	2,000	200	0	0
100024100000	9122	LEGAL SVCS-NON RETAINER	12,246	5,000	0	0	0
100024100000	9123	LEGAL SVCS-LITIGATION	402	0	0	0	0
290224100000	9161	COST PLAN ALLOCATION-RDA	133,000	0	0	0	0
290224100000	9198	OVERHEAD ALLOC-SERVICES	1,892	0	0	0	0
100024100000	9202	OFFICE SUPPLIES	52	800	200	0	0
290224100000	9202	OFFICE SUPPLIES	72	0	0	0	0
290224100000	9205	SPECIAL DEPT SUPPLIES	100	0	0	0	0
100024100000	9220	PUBLICATIONS & SUBSCRIPT	0	300	100	300	300
100024100000	9221	MEMBERSHIPS & DUES	0	70	0	0	0
100024100000	9222	EDUCATION & TRAINING	626	0	0	0	0
100024100000	9223	CONFERENCES & MEETINGS	10	600	600	600	600
100024100000	9224	MILEAGE	0	1,200	1,200	1,000	1,000
290224100000	9224	MILEAGE	239	0	0	0	0
100024100000	9231	POSTAGE	0	500	100	500	500
290224100000	9231	POSTAGE	76	0	0	0	0
100024100000	9232	PRINTING	0	1,500	500	1,500	1,500
290224100000	9232	PRINTING	262	0	0	0	0
100024100000	9234	ADVERTISING	0	1,500	1,500	500	500
290224100000	9234	ADVERTISING	500	0	0	0	0
100024105038	9252	PROPERTY MAINTENANCE	1,000	800	800	0	0
100024105040	9252	PROPERTY MAINTENANCE	2,253	2,000	2,000	2,000	2,000
100024105063	9252	PROPERTY MAINTENANCE	367	367	400	0	0
100024105064	9252	PROPERTY MAINTENANCE	1,334	540	500	0	0
100024105073	9252	PROPERTY MAINTENANCE	1,499	590	600	0	0
100024105074	9252	PROPERTY MAINTENANCE	1,734	1,865	1,800	1,800	1,800
100024105075	9252	PROPERTY MAINTENANCE	600	1,000	1,000	1,000	1,000
100024105078	9252	PROPERTY MAINTENANCE	1,100	850	900	0	0
100024105079	9252	PROPERTY MAINTENANCE	0	1,700	1,700	2,000	2,000
100024105081	9252	PROPERTY MAINTENANCE	2,840	1,887	1,900	2,000	2,000

ECONOMIC DEVELOPMENT

Budget Unit	Object	Account Title	11/12 Actual	12/13 Budget	12/13 Estimate	13/14 Recommended	13/14 for Approval
100024105084	9252	PROPERTY MAINTENANCE	2,239	587	600	0	0
290224100000	9252	PROPERTY MAINTENANCE	1,490	0	0	0	0
290224105038	9252	PROPERTY MAINTENANCE	420	0	0	0	0
290224105040	9252	PROPERTY MAINTENANCE	710	0	0	0	0
290224105063	9252	PROPERTY MAINTENANCE	733	0	0	0	0
290224105064	9252	PROPERTY MAINTENANCE	310	0	0	0	0
290224105073	9252	PROPERTY MAINTENANCE	310	0	0	0	0
290224105074	9252	PROPERTY MAINTENANCE	310	0	0	0	0
290224105079	9252	PROPERTY MAINTENANCE	198	0	0	0	0
290224105084	9252	PROPERTY MAINTENANCE	245	0	0	0	0
290524105081	9252	PROPERTY MAINTENANCE	219	0	0	0	0
100024100000	9272	PROPERTY TAX PAYMENTS	0	0	100	100	100
290224100000	9272	PROPERTY TAX PAYMENTS	3,175	0	0	0	0
290224100000	9298	OVERHEAD ALLOC-SUPPLIES	16,721	0	0	0	0
100024105040	9331	LANDSCAPE SERVICES	841	1,500	1,500	1,500	1,500
100024105074	9331	LANDSCAPE SERVICES	927	1,500	1,500	1,500	1,500
100024105079	9331	LANDSCAPE SERVICES	1,750	1,500	1,500	1,500	1,500
290224105040	9331	LANDSCAPE SERVICES	601	0	0	0	0
290224105074	9331	LANDSCAPE SERVICES	601	0	0	0	0
290224105079	9331	LANDSCAPE SERVICES	601	0	0	0	0
100024100000	9413	ELECTRICITY	139	0	200	0	0
290224100000	9413	ELECTRICITY	164	0	0	0	0
100024105040	9415	WATER	898	1,200	1,200	1,200	1,200
100024105074	9415	WATER	586	700	700	700	700
100024105079	9415	WATER	2,410	2,400	2,400	2,400	2,400
100024105084	9415	WATER	281	800	200	0	0
290224105084	9415	WATER	63	0	0	0	0
100024100000	9420	TELEPHONE SERVICE	0	100	0	0	0
100024105040	9420	TELEPHONE SERVICE	16	0	0	0	0
290224100000	9420	TELEPHONE SERVICE	309	0	0	0	0
290224105040	9420	TELEPHONE SERVICE	31	0	0	0	0
290224100000	9452	COLLECTION ADMIN FEE	7,684	0	0	0	0
290224100000	9498	OVERHEAD ALLOC-UTILITIES	997	0	0	0	0
			242,697	48,389	41,300	40,600	40,600
			357,621	48,389	41,300	40,600	40,600

CITY OF MOORPARK
BUDGET LINE ITEM DETAIL
FISCAL YEAR 2013/14

DEPARTMENT: 2410 - ECONOMIC DEVELOPMENT

OBJECT CODE	BUDGET UNIT	DESCRIPTION	AMOUNT
9102	100024100000	EDD CONFIDENTIAL DATA UPFRONT (NEW)	3,500
		EDD CONFIDENTIAL DATA ANNUAL (NEW)	2,000
			5,500
9103	100024100000	BUSINESS ENHANCEMENT PROGRAM	10,000
		EDC-VC	3,000
			13,000
9223	100024100000	ECONOMIC DEVELOPMENT FORECAST	200
		MISC. MEETINGS	400
			600
9224	100024100000	MILEAGE REIMBURSEMENT RDA MANAGER	1,000
			1,000
9234	100024100000	BUSINESS PROMOTION ADVERTISING (NEW)	500
			500
9272	100024100000	PARK MAINT ASSESSMENT FOR CITY-OWNED PROPERTIES	100
			100
9331	100024105040	LANDSCAPE SERVICES CONTRACT AT 33 E. HIGH ST	1,500
			1,500
	100024105074	LANDSCAPE SERVICES CONTRACT AT 661 MOORPARK AVE	1,500
			1,500
	100024105079	LANDSCAPE SERVICES CONTRACT AT 18 HIGH ST	1,500
			1,500

Fiscal Year 2013/14

Successor Agency to the Redevelopment Agency of the City of Moorpark
(Division 2411)

The Redevelopment Agency of the City of Moorpark was dissolved by the enactment of ABx1 26 (the “Dissolution Act”). The City of Moorpark has elected to become the Successor Agency to the Redevelopment Agency and is responsible for winding down the Agency’s affairs in accordance with the requirements of the Dissolution Act.

Successor Agency to Redevelopment Agency

Budget Unit	Object	Account Title	11/12 Actual	12/13 Budget	12/13 Estimate	13/14 Recommended	13/14 Adopted
100024110000	9002	SALARIES (FULL-TIME)	70,045	125,425	130,944	143,938	148,784
100024110000	9003	SALARIES (PART-TIME)	17	0	150	0	0
100024110000	9011	WORKERS COMP INSURANCE	0	1,391	1,391	3,828	3,827
100024110000	9013	PERS CONTRIBUTIONS	11,917	22,593	23,508	25,748	25,748
100024110000	9014	MEDICARE	1,012	1,829	1,915	1,810	1,810
100024110000	9016	BILINGUAL PAY	88	0	0	0	0
100024110000	9017	PART-TIME RETIREMENT CONT	1	0	4	0	0
100024110000	9018	LONGEVITY PAY	220	0	0	324	324
100024110000	9019	FULL TIME DEFERRED COMP	0	0	0	2,885	2,885
100024110000	9020	UNIFORM ALLOWANCE	19	0	0	0	0
100024110000	9030	OPEB-ANNUAL REQD CONTRIB	1,734	634	634	761	761
100024110000	9040	DENTAL INSURANCE	687	1,288	708	2,468	2,468
100024110000	9041	VISION INSURANCE	90	156	142	292	292
100024110000	9042	GROUP LIFE INSURANCE	70	151	156	195	195
100024110000	9043	ST/LT DISABILITY INSURANC	348	859	859	938	938
100024110000	9044	EMPLOYEE ASSTANCE PROGRAM	14	34	35	43	43
100024110000	9045	MEDICAL HLTH INSURANCE	7,606	14,978	16,649	26,811	26,811
			93,867	169,338	177,095	210,041	214,886
910124110000	9101	APPRAISAL SERVICES	0	0	0	50,000	50,000
100024110000	9102	CONTRACTUAL SERVICES	550	0	400	12,000	12,000
100024115020	9102	CONTRACTUAL SERVICES	1,200	0	1,500	0	0
910124110000	9102	CONTRACTUAL SERVICES	5,342	30,000	31,300	30,000	30,000
910124115047	9102	CONTRACTUAL SERVICES	600	0	0	0	0
910124115048	9102	CONTRACTUAL SERVICES	2,030	0	0	0	0
910124110000	9103	SPECIAL PROFESSIONAL SVCS	5,750	0	0	340,000	340,000
910124115044	9103	SPECIAL PROFESSIONAL SVCS	2,681	0	0	0	0
910124115046	9103	SPECIAL PROFESSIONAL SVCS	2,151	0	0	0	0
910124115047	9103	SPECIAL PROFESSIONAL SVCS	10,894	0	0	0	0
910124115048	9103	SPECIAL PROFESSIONAL SVCS	2,439	0	0	0	0
910124115053	9103	SPECIAL PROFESSIONAL SVCS	2,935	0	0	0	0
910124115081	9103	SPECIAL PROFESSIONAL SVCS	2,050	0	0	0	0
910124110000	9121	LEGAL SERVICES - RETAINER	0	0	200	0	0
100024110000	9122	LEGAL SVCS-NON RETAINER	56	0	0	12,000	12,000
910124110000	9122	LEGAL SVCS-NON RETAINER	7,995	0	3,000	0	0
100024110000	9202	OFFICE SUPPLIES	172	0	0	500	500
910124110000	9202	OFFICE SUPPLIES	96	0	0	0	0
910124115045	9205	SPECIAL DEPT SUPPLIES	2,015	0	0	0	0
910124115047	9205	SPECIAL DEPT SUPPLIES	2,281	0	0	0	0
100024110000	9220	PUBLICATIONS & SUBSCRIPT	0	0	0	250	250
100024110000	9224	MILEAGE	157	0	0	250	250
100024110000	9231	POSTAGE	0	0	0	250	250
910124115045	9231	POSTAGE	8	0	0	0	0
910124115047	9231	POSTAGE	951	0	0	0	0
910424115020	9231	POSTAGE	37	0	0	0	0
100024110000	9232	PRINTING	777	0	1,800	6,000	6,000
910124115044	9232	PRINTING	738	0	0	0	0
910124115045	9232	PRINTING	192	0	0	0	0
910124115047	9232	PRINTING	1,932	0	0	0	0
100024110000	9234	ADVERTISING	1,642	0	0	2,000	2,000

Successor Agency to Redevelopment Agency

Budget Unit	Object	Account Title	11/12 Actual	12/13 Budget	12/13 Estimate	13/14 Recommended	13/14 Adopted
910124110000	9234	ADVERTISING	0	0	0	10,000	10,000
910124115044	9234	ADVERTISING	3,800	0	0	0	0
910124115045	9234	ADVERTISING	79	0	0	0	0
910124115047	9234	ADVERTISING	9,810	0	0	0	0
910424115020	9234	ADVERTISING	0	1,000	0	0	0
100024110000	9250	OFFICE EQUIPMENT MAINT	0	0	0	500	500
910124115038	9252	PROPERTY MAINTENANCE	0	7,300	3,000	8,000	8,000
910124115063	9252	PROPERTY MAINTENANCE	0	1,400	0	1,000	1,000
910124115064	9252	PROPERTY MAINTENANCE	0	1,600	1,000	2,000	2,000
910124115073	9252	PROPERTY MAINTENANCE	0	1,200	1,200	3,000	3,000
910124115078	9252	PROPERTY MAINTENANCE	0	1,000	1,000	3,000	3,000
910124115084	9252	PROPERTY MAINTENANCE	0	4,200	4,200	3,000	3,000
910124110000	9272	PROPERTY TAX PAYMENTS	0	0	1,200	1,200	1,200
910124115064	9272	PROPERTY TAX PAYMENTS	0	0	100	100	100
910124115079	9272	PROPERTY TAX PAYMENTS	0	0	1,300	1,300	1,300
100024110000	9420	TELEPHONE SERVICE	188	405	615	432	0
100024110000	9424	CELLULAR PHONES/ALLOW	0	0	0	0	432
910124110000	9480	MISC OPERATING EXPENSE	24	0	0	0	0
			71,571	48,105	51,815	486,782	486,782
			165,438	217,443	228,910	696,823	701,668

CITY OF MOORPARK
BUDGET LINE ITEM DETAIL
FISCAL YEAR 2013/14

DEPARTMENT: 2411 - SUCCESSOR AGENCY TO RDA

OBJECT CODE	BUDGET UNIT	DESCRIPTION	AMOUNT
9101	910124110000	PROPERTY MGMT PLAN - APPRAISALS (NEW)	50,000
			50,000
9102	100024110000	REEL LIFE PICTURES (NEW)	12,000
			12,000
	910124110000	BNY ADMIN, UFI BOND SERVICES, ARBITRAGE CALCULATIONS	30,000
			30,000
9103	910124110000	PROPERTY MGMT PLAN - CONSULTANTS (NEW)	20,000
		PROPERTY MGMT PLAN - BROKERS (NEW)	200,000
		PROPERTY MGMT PLAN - ATTORNEY SERVICES (NEW)	20,000
		PROPERTY MGMT PLAN - PLANNING SERVICES (NEW)	100,000
			340,000
9122	100024110000	SUCCESSOR AGENCY/OVERSIGHT BOARD (NEW)	12,000
			12,000
9202	100024110000	OFFICE SUPPLIES (NEW)	500
			500
9220	100024110000	MISCELLANEOUS PUBLICATIONS (NEW)	250
			250
9224	100024110000	MILEAGE REIMBURSEMENT - RDM (NEW)	250
			250
9231	100024110000	POSTAGE (NEW)	250
			250
9232	100024110000	PROPERTY MANAGEMENT PLAN & SUCCESSOR AGENCY	6,000
			6,000
9234	100024110000	SUCCESSOR AGENCY ADVERTISING (NEW)	2,000
			2,000
	910124110000	PROPERTY MARKETING PLAN (NEW)	10,000
			10,000
9250	100024110000	OFFICE EQUIPMENT MAINTENANCE (NEW)	500

CITY OF MOORPARK
BUDGET LINE ITEM DETAIL
FISCAL YEAR 2013/14

DEPARTMENT: 2411 - SUCCESSOR AGENCY TO RDA

OBJECT CODE	BUDGET UNIT	DESCRIPTION	AMOUNT
			500
9252	910124115038	PROPERTY MAINTENANCE AT 192 HIGH ST	8,000
			8,000
	910124115063	PROPERTY MAINTENANCE AT 500 LOS ANGELES AVE	1,000
			1,000
	910124115064	PROPERTY MAINTENANCE AT 467 HIGH ST	2,000
			2,000
	910124115073	PROPERTY MAINTENANCE AT 347 MOORPARK AVE	3,000
			3,000
	910124115078	PROPERTY MAINTENANCE AT 15404 PRINCETON AVE	3,000
			3,000
	910124115084	PROPERTY MAINTENANCE AT 450 HIGH ST	3,000
			3,000
9272	910124110000	PARK MAINT ASSESSMENT FOR SARA OWNED PROPERTIES	1,200
			1,200
	910124115064	PARK MAINT ASSESSMENT FOR SARA OWNED PROPERTIES (467 HIGH STREET)	100
			100
	910124115079	PARK MAINT ASSESSMENT FOR SARA OWNED PROPERTIES (18 HIGH ST)	1,300
			1,300
9424	100024110000	CELL PHONE ALLOWANCE - RDM 65%	432
			432

PASS THRU PAYMENT

Budget Unit	Object	Account Title	11/12 Actual	12/13 Budget	12/13 Estimate	13/14 Recommended	13/14 Approved
2902	9270	TAX INCREMENT PASS THRU	680,575	0	0	0	0
			680,575	0	0	0	0
2902	9820	TRANSFER TO OTHER FUNDS	2,551	0	0	0	0
9100	9820	TRANSFER TO OTHER FUNDS	0	3,500,000	721,269	2,468,757	2,468,757
			2,551	3,500,000	721,269	2,468,757	2,468,757
			683,127	3,500,000	721,269	2,468,757	2,468,757

SUCCESSOR AGENCY DEBT SERVICE

FUND SOURCE	FUND	Object	Account Title	11/12 Actual	12/13 Budget	12/13 Estimate	13/14 Recommended	13/14 Approved
SARA - 1999 TAB DEBT SERVICE	3901	9720	DEBT SRVC INTEREST-BONDS	121,753	0	0	0	0
	3901	9730	DEBT SRVC PRINCIPAL-BONDS	525,000	0	0	0	0
	9105	9820	TRANSFER TO OTHER FUNDS	10,823	0	0	0	0
	9105	9720	DEBT SRVC INTEREST-BONDS	163,434	204,506	204,506	176,963	176,963
	9105	9730	DEBT SRVC PRINCIPAL-BONDS	0	550,000	550,000	580,000	580,000
				821,010	754,506	754,506	756,963	756,963
SARA - 2001 TAB DEBT SERVICE	3902	9720	DEBT SRVC INTEREST-BONDS	293,716	0	0	0	0
	3902	9730	DEBT SRVC PRINCIPAL-BONDS	15,000	0	0	0	0
	9106	9720	DEBT SRVC INTEREST-BONDS	440,073	586,319	586,319	585,526	585,526
	9106	9730	DEBT SRVC PRINCIPAL-BONDS	0	20,000	20,000	15,000	15,000
				748,789	606,319	606,319	600,526	600,526
SARA - 2006 TAB DEBT SERVICE	3903	9720	DEBT SRVC INTEREST-BONDS	253,356	0	0	0	0
	3903	9730	DEBT SRVC PRINCIPAL-BONDS	40,000	0	0	0	0
	9107	9720	DEBT SRVC INTEREST-BONDS	378,947	504,628	504,628	503,269	503,269
	9107	9730	DEBT SRVC PRINCIPAL-BONDS	0	35,000	35,000	40,000	40,000
				672,304	539,628	539,628	543,269	543,269
				2,242,103	1,900,453	1,900,453	1,900,758	1,900,758

MOORPARK CALIFORNIA
INCORPORATED JULY 1 1983

Successor Housing Agency to the Redevelopment Agency of the City of Moorpark
(Division 2420)

With the dissolution of the Redevelopment Agency of the City of Moorpark under ABx1 26 (the "Dissolution Act"), the City of Moorpark elected to become the Successor Housing Agency to the Redevelopment Agency. This Division will be responsible for completing the housing requirements of the California Community Redevelopment Law (CCRL) with the housing assets that exist from the former Redevelopment Agency housing division. Once these assets are depleted, any continuing housing programs and functions will be provided through the City Housing Division.

SARA HOUSING

Budget Unit	Object	Account Title	11/12 Actual	12/13 Budget	12/13 Estimate	13/14 Recommended	13/14 Approved
290124200000	9002	SALARIES (FULL-TIME)	45,944	0	0	0	0
290124200000	9011	WORKERS COMP INSURANCE	173	0	0	0	0
290124200000	9013	PERS CONTRIBUTIONS	8,006	0	0	0	0
290124200000	9014	MEDICARE	661	0	0	0	0
290124200000	9018	LONGEVITY PAY	107	0	0	0	0
290124200000	9040	DENTAL INSURANCE	894	0	0	0	0
290124200000	9041	VISION INSURANCE	117	0	0	0	0
290124200000	9042	GROUP LIFE INSURANCE	97	0	0	0	0
290124200000	9043	ST/LT DISABILITY INSURANC	360	0	0	0	0
290124200000	9044	EMPLOYEE ASSTANCE PROGRAM	19	0	0	0	0
290124200000	9045	MEDICAL HLTH INSURANCE	9,041	0	0	0	0
			65,419	0	0	0	0
220124205025	9102	CONTRACTUAL SERVICES	872	0	0	0	0
290124200000	9161	COST PLAN ALLOCATION-RDA	45,792	0	0	0	0
290124200000	9198	OVERHEAD ALLOC-SERVICES	966	0	0	0	0
220124200000	9202	OFFICE SUPPLIES	80	0	0	0	0
290124200000	9202	OFFICE SUPPLIES	10	0	0	0	0
290124200000	9223	CONFERENCES & MEETINGS	20	0	0	0	0
290124200000	9224	MILEAGE	1	0	0	0	0
220324210000	9231	POSTAGE	27	0	0	0	0
290124200000	9231	POSTAGE	2	0	0	0	0
220124205025	9234	ADVERTISING	330	0	0	0	0
220124205028	9252	PROPERTY MAINTENANCE	884	1,140	600	0	0
220124205029	9252	PROPERTY MAINTENANCE	3,027	1,290	3,007	0	0
220124205041	9252	PROPERTY MAINTENANCE	1,100	1,985	1,800	2,600	2,600
220124205042	9252	PROPERTY MAINTENANCE	1,100	1,985	1,800	2,600	2,600
220124205043	9252	PROPERTY MAINTENANCE	0	600	600	1,800	1,800
220124205049	9252	PROPERTY MAINTENANCE	1,644	2,150	1,700	2,000	2,000
220124205050	9252	PROPERTY MAINTENANCE	1,644	3,150	3,150	2,000	2,000
220124205051	9252	PROPERTY MAINTENANCE	790	1,790	1,300	2,350	2,350
220124205054	9252	PROPERTY MAINTENANCE	1,100	1,985	1,700	2,200	2,200
220124205055	9252	PROPERTY MAINTENANCE	1,355	2,185	1,700	2,200	2,200
220124205058	9252	PROPERTY MAINTENANCE	1,100	1,885	1,700	2,200	2,200
220124205060	9252	PROPERTY MAINTENANCE	1,674	1,350	890	4,100	4,100
220124205061	9252	PROPERTY MAINTENANCE	0	500	500	2,100	2,100
220124205065	9252	PROPERTY MAINTENANCE	2,227	1,300	1,300	1,500	1,500
220124205066	9252	PROPERTY MAINTENANCE	1,190	2,190	1,190	2,000	2,000
220124205070	9252	PROPERTY MAINTENANCE	2,030	3,690	3,690	2,100	2,100
220124205071	9252	PROPERTY MAINTENANCE	730	500	500	1,000	1,000
220124205072	9252	PROPERTY MAINTENANCE	892	500	870	1,400	1,400
220124205080	9252	PROPERTY MAINTENANCE	215	815	815	2,000	2,000
220124205082	9252	PROPERTY MAINTENANCE	500	850	850	2,200	2,200
220124205083	9252	PROPERTY MAINTENANCE	1,035	2,450	2,110	2,200	2,200
290124205028	9252	PROPERTY MAINTENANCE	310	0	0	0	0
290124205029	9252	PROPERTY MAINTENANCE	310	0	0	0	0
290124205051	9252	PROPERTY MAINTENANCE	310	0	0	0	0
290124205065	9252	PROPERTY MAINTENANCE	391	0	0	0	0
290124205066	9252	PROPERTY MAINTENANCE	1,080	0	0	0	0
290124205070	9252	PROPERTY MAINTENANCE	310	0	0	0	0

SARA HOUSING

Budget Unit	Object	Account Title	11/12 Actual	12/13 Budget	12/13 Estimate	13/14 Recommended	13/14 Approved
220124205070	9272	PROPERTY TAX PAYMENTS	0	0	100	100	100
220124205071	9272	PROPERTY TAX PAYMENTS	0	0	100	100	100
290124200000	9298	OVERHEAD ALLOC-SUPPLIES	8,532	0	0	0	0
220124205065	9331	LANDSCAPE SERVICES	841	1,500	1,500	1,500	1,500
220124205071	9331	LANDSCAPE SERVICES	841	1,500	1,500	1,500	1,500
220124205072	9331	LANDSCAPE SERVICES	841	1,500	1,500	1,500	1,500
290124205065	9331	LANDSCAPE SERVICES	601	0	0	0	0
290124205071	9331	LANDSCAPE SERVICES	601	0	0	0	0
290124205072	9331	LANDSCAPE SERVICES	601	0	0	0	0
220124205029	9413	ELECTRICITY	48	0	19	0	0
220124205071	9413	ELECTRICITY	0	0	114	230	230
220124205029	9415	WATER	661	0	395	0	0
220124205071	9415	WATER	0	0	96	200	200
220124205072	9415	WATER	649	0	1,100	1,100	1,100
220124205082	9415	WATER	643	0	0	0	0
290124205029	9415	WATER	77	0	0	0	0
290124205082	9415	WATER	498	0	0	0	0
220124205029	9416	NATURAL GAS	176	0	64	0	0
290124200000	9420	TELEPHONE SERVICE	88	0	0	0	0
290124200000	9452	COLLECTION ADMIN FEE	1,921	0	0	0	0
290124200000	9498	OVERHEAD ALLOC-UTILITIES	509	0	0	0	0
			93,175	38,791	38,260	46,780	46,780
290124200000	9820	TRANSFER TO OTHER FUNDS	151,142	0	0	0	0
			151,142	0	0	0	0
			309,736	38,791	38,260	46,780	46,780

CITY OF MOORPARK
BUDGET LINE ITEM DETAIL
FISCAL YEAR 2013/14

DEPARTMENT: 2420 - SARA HOUSING

OBJECT CODE	BUDGET UNIT	DESCRIPTION	AMOUNT
9331	220124205065	LANDSCAPE SERVICES CONTRACT	1,500
			1,500
	220124205071	LANDSCAPE SERVICES CONTRACT	1,500
			1,500
	220124205072	LANDSCAPE SERVICES CONTRACT	1,500
			1,500

HOUSING SUCCESSOR DEBT SERVICE

Budget Unit	Object	Account Title	11/12 Actual	12/13 Budget	12/13 Estimate	13/14 Recommended	13/14 Approved
2203	9720	DEBT SRVC INTEREST-BONDS	0	0	20,000	20,000	20,000
2901	9720	DEBT SRVC INTEREST-BONDS	20,000	0	0	0	0
2203	9730	DEBT SRVC PRINCIPAL-BONDS	0	0	10,000	10,000	10,000
2901	9730	DEBT SRVC PRINCIPAL-BONDS	10,122	0	0	0	0
			30,122	0	30,000	30,000	30,000
			30,122	0	30,000	30,000	30,000

City Housing
(Division 2430)

The City of Moorpark provides Special Revenue funds to assist in the preservation of affordable housing for persons of low and moderate income. The City's First Time Home Buyer Program enables qualified low and moderate-income households to participate in a fair selection process to become homeowners.

CITY HOUSING

Budget Unit	Object	Account Title	11/12 Actual	12/13 Budget	12/13 Estimate	13/14 Recommended	13/14 Adopted
220124300000	9002	SALARIES (FULL-TIME)	52,833	99,557	100,375	73,232	73,232
220124300000	9011	WORKERS COMP INSURANCE	40	1,104	1,104	1,947	1,947
220124300000	9013	PERS CONTRIBUTIONS	9,285	18,008	18,657	13,072	13,072
220124300000	9014	MEDICARE	748	1,436	1,454	911	911
220124300000	9018	LONGEVITY PAY	266	385	380	0	0
220124300000	9019	FULL TIME DEFERRED COMP	0	0	0	1,464	1,464
220124300000	9030	OPEB-ANNUAL REQD CONTRIB	669	504	504	387	387
220124300000	9040	DENTAL INSURANCE	820	1,997	1,535	1,210	1,210
220124300000	9041	VISION INSURANCE	113	232	227	143	143
220124300000	9042	GROUP LIFE INSURANCE	78	151	151	92	92
220124300000	9043	ST/LT DISABILITY INSURANC	288	682	649	477	477
220124300000	9044	EMPLOYEE ASSTANCE PROGRAM	16	35	34	24	24
220124300000	9045	MEDICAL HLTH INSURANCE	9,166	17,463	20,191	16,093	16,093
			74,322	141,554	145,261	109,052	109,052
220124300000	9102	CONTRACTUAL SERVICES	6,000	10,500	10,500	10,500	10,500
220124305025	9102	CONTRACTUAL SERVICES	0	6,000	0	6,000	6,000
220124300000	9103	SPECIAL PROFESSIONAL SVCS	0	10,000	0	10,000	10,000
220124305025	9103	SPECIAL PROFESSIONAL SVCS	0	2,000	0	2,000	2,000
220124300000	9122	LEGAL SVCS-NON RETAINER	240	5,000	2,500	5,000	5,000
220124300000	9202	OFFICE SUPPLIES	0	250	200	200	200
220124300000	9221	MEMBERSHIPS & DUES	0	70	70	100	100
220124300000	9222	EDUCATION & TRAINING	9	0	0	0	0
220124300000	9223	CONFERENCES & MEETINGS	0	150	150	150	150
220124300000	9231	POSTAGE	134	300	200	300	300
220124300000	9232	PRINTING	0	500	200	500	500
220124305025	9234	ADVERTISING	0	2,000	0	2,000	2,000
220124300000	9240	COMMUNITY PROMOTION	0	1,000	1,000	1,000	1,000
220124305088	9252	PROPERTY MAINTENANCE	0	0	0	1,800	1,800
220124305089	9252	PROPERTY MAINTENANCE	0	0	0	5,100	5,100
220124308056	9252	PROPERTY MAINTENANCE	725	10,000	10	0	0
220124300000	9274	CONTRIBUTIONS&DONATIONS	25,000	25,000	25,000	0	0
220224300000	9282	LOANS	0	20,000	20,000	20,000	20,000
220124300000	9288	FIRST TIME HOMEBUYER LOAN	15	0	0	0	0
220124308056	9413	ELECTRICITY	1,663	1,500	100	0	0
220124308056	9415	WATER	1,043	1,650	300	0	0
220124308056	9416	NATURAL GAS	1,079	1,100	300	0	0
220124300000	9420	TELEPHONE SERVICE	52	135	203	233	0
220124300000	9424	CELLULAR PHONES/ALLOW	0	0	0	0	233
			35,960	97,155	60,733	64,883	64,883
			110,282	238,709	205,994	173,935	173,935

CITY OF MOORPARK
BUDGET LINE ITEM DETAIL
FISCAL YEAR 2013/14

DEPARTMENT: 2430 - CITY HOUSING

OBJECT CODE	BUDGET UNIT	DESCRIPTION	AMOUNT
9102	220124300000	211 SYSTEM INTERFACE-CHILD/FAMILY HOTLINE	5,000
		MCC PROGRAM	300
		VINTAGE CREST MONITORING SERVICES	
		($24,000 ANNUAL REVENUE IN 1000.3808)	
		VILLA DEL ARROYO MONITORING SERVICES	
		($15,000 ANNUAL REVENUE IN 1000.3808)	5,200
		ARCHSTONE MONITORING - CITY STAFF	
		(NO ANNUAL REVENUE)	
		WATERSTONE MONITORING - CITY STAFF	
		($6,500 ANNUAL REVENUE IN 1000.3808)	
			10,500
	220124305025	REAL ESTATE AGENT SERVICES FOR	6,000
		FIRST TIME HOME BUYER PROGRAM	
			6,000
9103	220124300000	MISCELLANEOUS CONSULTANT SERVICES	10,000
			10,000
	220124305025	TRANSLATION	500
		MISCELLANEOUS CONSULTANT SERVICES	1,500
			2,000
9221	220124300000	MMASC-MA	100
			100
9223	220124300000	MISCELLANEOUS MEETINGS	150
			150
9240	220124300000	VENTURA COUNTY HOUSING CONFERENCE SPONSOR	1,000
			1,000
9252	220124305088	224 CHARLES STREET PROPERTY:	
		FENCING AND GRAFFITI REMOVAL	1,000
		WEED ABATEMENT	800
			1,800
	220124305089	236 CHARLES STREET PROPERTY:	
		BOARD UP, FENCING, GRAFFITI REMOVAL	2,500
		WEED ABATEMENT	800
		ASBESTOS TESTING	1,800

CITY OF MOORPARK
BUDGET LINE ITEM DETAIL
FISCAL YEAR 2013/14

DEPARTMENT: 2430 - CITY HOUSING

OBJECT CODE	BUDGET UNIT	DESCRIPTION	AMOUNT
			5,100
9424	220124300000	CELL PHONE ALLOWANCE - RDM 35%	233
			233

Fiscal Year 2013/14

Administrative Services Department
(Department 3100)

The Administrative Services Department includes City Clerk, Human Resources/Risk Management, Information Systems, Cable Television Operations, Legislative Relations, Public Information, and Intergovernmental Relations.

Effective July 1, 2013, Emergency Management and Library Operations will transfer from the Parks, Recreation and Community Services Department to Administrative Services Department.

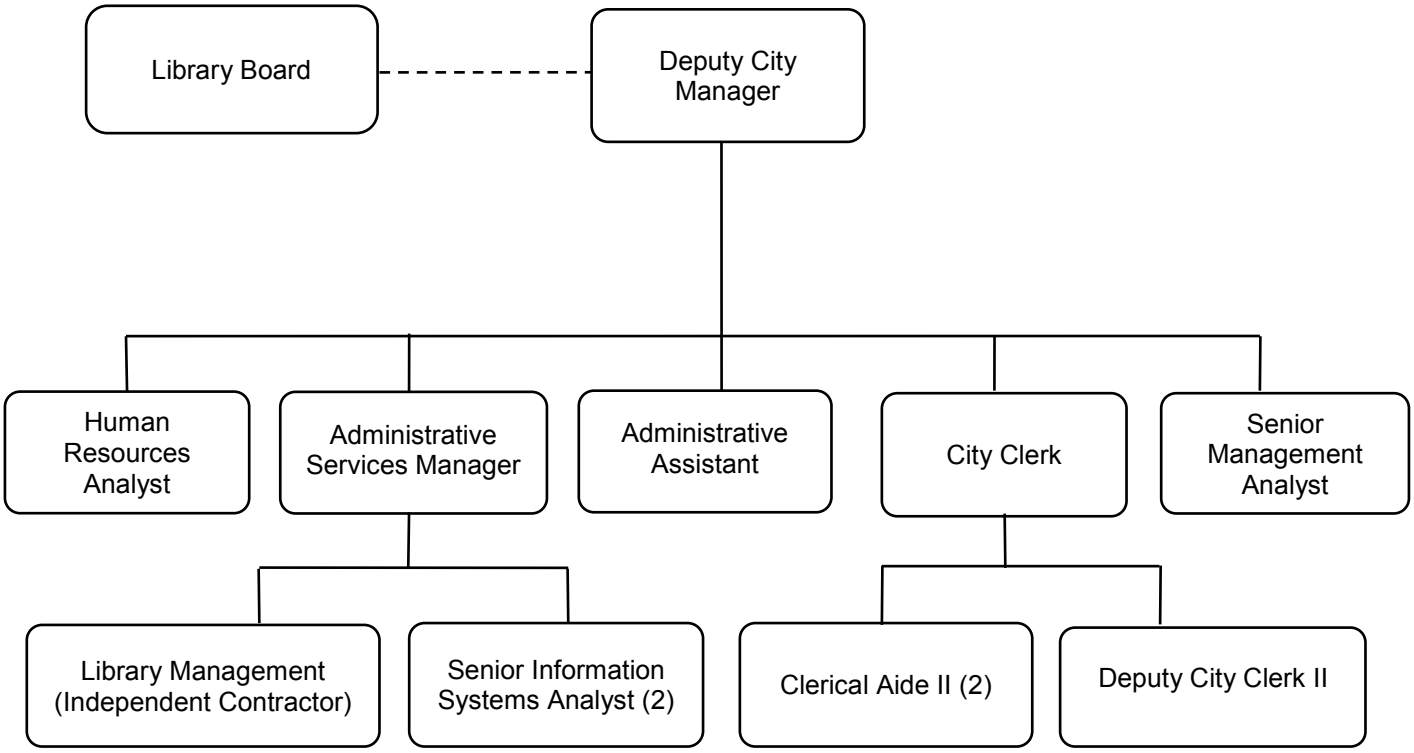

Expense and Staffing History
Administrative Services

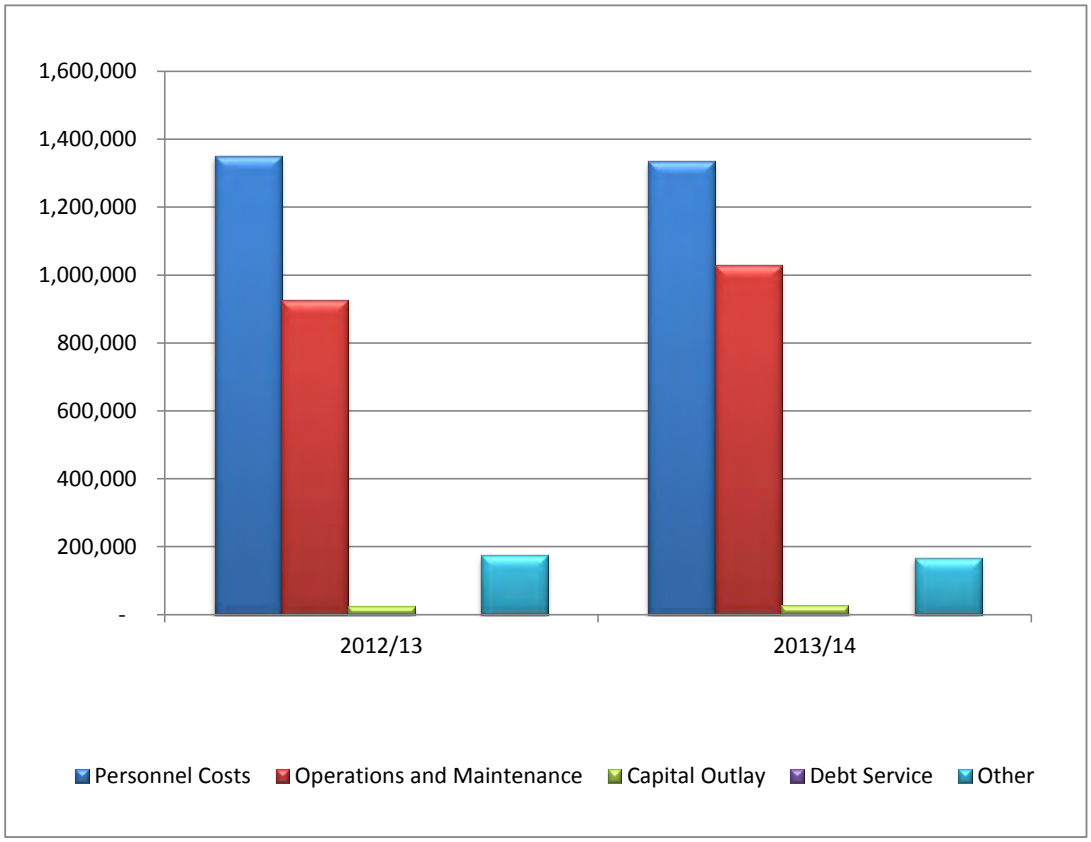

	2012/13 Estimated	2013/14 Adopted
Personnel Costs	1,349,756	1,334,184
Operations and Maintenance	924,889	1,028,046
Capital Outlay	25,200	26,300
Debt Service	-	-
Other	173,100	166,800
Total Expenses	**$2,472,945**	**$2,555,330**

Department Staffing		
Deputy City Manager	1.00	1.00
Administrative Services Manager	1.00	1.00
City Clerk	1.00	1.00
Human Resources Analyst	1.00	1.00
Senior Information Systems Analyst	2.00	2.00
Senior Management Analyst	-	1.00
Administrative Specialist	1.00	-
Deputy City Clerk I/II	1.00	1.00
Administrative Assistant	-	1.00
Secretary I	1.00	-
Clerical Aid I/II (PT)	0.88	0.68
	9.88	**9.68**

Emergency Management
(Division 2210)

The Emergency Management Division coordinates disaster response, emergency planning, training and public education, recognizing that emergency preparedness is an ongoing effort. The Multihazard Functional Plan provides the framework for the City's response to a disaster. This plan outlines key emergency management policies, procedures, roles and responsibilities. The division also conducts Standardized Emergency Management System (SEMS) workshops and disaster simulation exercises for City staff consistent with the National Incident Management System (NIMS).

Additionally, the division offers Community Emergency Response Team (CERT) training to the public free of charge. This seven-week course prepares residents to help themselves and their neighbors before, during, and after emergencies such as earthquakes, fires and floods. The Ventura County Fire Protection District teaches the curriculum, which covers disaster preparedness, fire safety, disaster medical operations, light search and rescue, CERT organization, disaster psychology, and terrorism, concluding with a disaster simulation exercise.

EMERGENCY MANAGEMENT

Budget Unit	Object	Account Title	11/12 Actual	12/13 Budget	12/13 Estimate	13/14 Recommended	13/14 Adopted
100022100000	9002	SALARIES (FULL-TIME)	50,918	50,918	51,877	49,910	51,590
100022100000	9011	WORKERS COMP INSURANCE	132	648	648	1,526	1,526
100022100000	9013	PERS CONTRIBUTIONS	8,956	9,288	9,640	8,907	8,907
100022100000	9014	MEDICARE	760	761	782	711	716
100022100000	9018	LONGEVITY PAY	499	645	499	0	0
100022100000	9019	FULL TIME DEFERRED COMP	0	0	0	998	998
100022100000	9030	OPEB-ANNUAL REQD CONTRIB	256	258	258	264	264
100022100000	9040	DENTAL INSURANCE	316	362	345	362	362
100022100000	9041	VISION INSURANCE	44	48	48	48	48
100022100000	9042	GROUP LIFE INSURANCE	65	65	65	65	65
100022100000	9043	ST/LT DISABILITY INSURANC	318	349	348	325	325
100022100000	9044	EMPLOYEE ASSTANCE PROGRAM	13	14	14	14	14
100022100000	9045	MEDICAL HLTH INSURANCE	6,579	7,392	7,610	5,510	5,510
			68,855	70,748	72,134	68,640	70,325
100022100000	9102	CONTRACTUAL SERVICES	451	3,000	2,000	2,500	2,500
100022100000	9103	SPECIAL PROFESSIONAL SVCS	5,750	20,000	12,500	20,000	20,000
100022100000	9203	COPY MACHINE SUPPLIES	0	400	0	400	400
100022100000	9204	SHOP & OPERATING SUPPLIES	6,932	15,000	3,000	12,000	12,000
100022100000	9205	SPECIAL DEPT SUPPLIES	2,939	7,152	3,000	4,000	4,000
100022100000	9220	PUBLICATIONS & SUBSCRIPT	0	200	100	200	200
100022100000	9221	MEMBERSHIPS & DUES	65	750	750	750	750
100022100000	9222	EDUCATION & TRAINING	0	5,000	0	2,500	2,500
100022100000	9223	CONFERENCES & MEETINGS	60	1,500	0	1,500	1,500
100022100000	9224	MILEAGE	0	250	250	250	250
100022100000	9231	POSTAGE	0	500	0	500	500
100022100000	9232	PRINTING	657	2,000	0	0	0
100022100000	9238	DISASTER-RELIEF	0	2,000	0	2,000	2,000
100022100000	9240	COMMUNITY PROMOTION	0	1,000	0	1,000	1,000
100022100000	9251	OTHER EQUIPMENT MAINT	942	1,000	0	0	0
100022100000	9255	GASOLINE/DIESEL	0	4,000	3,500	4,000	4,000
100022100000	9420	TELEPHONE SERVICE	4,023	6,770	3,600	6,833	6,500
100022100000	9424	CELLULAR PHONES/ALLOW	0	0	0	0	333
			21,820	70,522	28,700	58,433	58,433
260922100000	9503	COMPUTER EQUIPMENT	7,189	9,500	700	9,500	9,500
			7,189	9,500	700	9,500	9,500
			97,864	150,770	101,534	136,573	138,258

CITY OF MOORPARK
BUDGET LINE ITEM DETAIL
FISCAL YEAR 2013/14

DEPARTMENT: 2210 - EMERGENCY MANAGEMENT

OBJECT CODE	BUDGET UNIT	DESCRIPTION	AMOUNT
9102	100022100000	AED TRAINING	2,500
			2,500
9103	100022100000	CPR AND FIRST AID TRAINING	2,000
		SEMS/NIMS EMERGENCY MANAGEMENT SYSTEM TRAINING	5,000
		EMERGENCY RESPONSE EXERCISE FUNCTIONAL	12,000
		EMERGENCY OPERATIONS PLAN UPDATE	1,000
			20,000
9204	100022100000	EOC INCIDENT COMMAND SYSTEM SUPPLIES/SOFTWARE	10,000
		CPR, FIRST AID KITS, DISASTER PREPAREDNESS KITS & CERT SUPPLIES	2,000
			12,000
9205	100022100000	SPECIAL SUPPLIES	2,000
		CERT CERTIFICATES	1,000
		TRAINING TOOLS, SUPPLIES FOR COMMUNITY EXERCISE, CRIBBING TOOLS, TRIAGE TAGS, SEARCH & RESCUE SUPPLIES	1,000
			4,000
9220	100022100000	VARIOUS EMERGENCY SERVICE PUBLICATIONS	200
			200
9221	100022100000	SO CALIFORNIA EMERGENCY SERVICES ASSOC (SCESA)	250
		INTERNATIONAL ASSOC OF EMERGENCY MANAGERS (IAEM)	250
		BUSINESS & INDUSTRY COUNCIL FOR EMERGENCY PLANNING & PREPAREDNESS (BICEPP)	250
			750
9222	100022100000	CALIFORNIA SPECIALIZED TRAINING INSTITUTE COURSES:	
		1) CRISIS COMMUNICATION AND THE MEDIA -1	
		2) DISASTER RECOVERY -1	
		3) EARTHQUAKE: AN INTRO TO EMERGENCY MGT IN CALIF-3	
		4) EOC DESIGN & FUNCTION - 1	
		5) EOC PLANNING SECTION - 1	
		6) EMERGENCY SVCS COORDINATOR ADVANCED TRAINING - 1	
		7) RESPONSE INFORMATION MANAGEMENT SYSTEM - 3	
		REGISTRATION, LODGING & MEALS	2,100
		CERT TRAINING	400
			2,500
9223	100022100000	SCESA CONFERENCE - REGISTRATION	550

CITY OF MOORPARK
BUDGET LINE ITEM DETAIL
FISCAL YEAR 2013/14

DEPARTMENT: 2210 - EMERGENCY MANAGEMENT

OBJECT CODE	BUDGET UNIT	DESCRIPTION	AMOUNT
9223	100022100000	LODGING	560
		MEALS	150
		TRAVEL	140
		LOCAL MEETING MEALS	100
			1,500
9224	100022100000	MISCELLANEOUS MILEAGE	250
			250
9231	100022100000	MISCELLANEOUS POSTAGE	500
			500
9232	100022100000	CERT MATERIALS	1,000
		EOC FORMS	1,000
			2,000
9240	100022100000	EMERGENCY PREPAREDNESS HANDOUTS AND PROMOTIONAL ITEMS FOR PUBLIC DISTRIBUTION AT COMMUNITY EVENTS	1,000
			1,000
9420	100022100000	EOC PHONE LINES	5,300
		SATELLITE PHONE USE (3 @ $400)	1,200
			6,500
9424	100022100000	CELL PHONE ALLOWANCE - SMA 50%	333
			333
9503	260922100000	2 LAPTOP COMPUTERS, 1 COLOR PRINTER AND VIDEO PROJECTION EQUIPMENT	9,500
			9,500

Fiscal Year 2013/14

City Clerk
(Division 3100)

The City Clerk Division of the Administrative Services Department is responsible for preparation of the City Council and Successor Agency to the Moorpark Redevelopment Agency meeting agenda packets, recording the official minutes for City and Agency meetings, maintaining the central files of the City, including electronic imaging system, and maintaining official minute, ordinance and resolution books. Additionally, the City Clerk Division is responsible for municipal elections, providing information and assistance to mayoral and councilmember candidates and maintaining records in compliance with the Political Reform Act. The City Clerk Division also monitors all e-mail sent to the City at moorpark@ci.moorpark.ca.us.

The City Clerk functions as the City's records manager, as the filing officer for campaign reports and statements of economic interest for designated officials and employees and as the City's Election Official. The City Clerk also ensures that the City complies with State law governing the posting and publishing of legal notices, attests to City agreements and contracts, receives, records, and processes all claims against the City, conducts all formal bid openings for the City, accepts subpoenas, and coordinates the reduction and exoneration of developer performance and payment sureties.

CITY CLERK

Budget Unit	Object	Account Title	11/12 Actual	12/13 Budget	12/13 Estimate	13/14 Recommended	13/14 Adopted
100031000000	9002	SALARIES (FULL-TIME)	213,398	219,143	215,959	212,623	215,890
100031000000	9003	SALARIES (PART-TIME)	10,315	20,712	13,253	16,677	17,238
100031000000	9004	OVERTIME	149	500	200	500	500
100031000000	9011	WORKERS COMP INSURANCE	482	2,646	2,646	6,099	5,997
100031000000	9013	PERS CONTRIBUTIONS	37,552	39,820	40,992	38,358	37,714
100031000000	9014	MEDICARE	3,311	3,600	3,273	3,128	3,146
100031000000	9016	BILINGUAL PAY	1,040	1,040	1,040	1,040	1,040
100031000000	9017	PART-TIME RETIREMENT CONT	390	774	497	625	625
100031000000	9018	LONGEVITY PAY	1,539	2,337	1,724	2,537	2,716
100031000000	9019	FULL TIME DEFERRED COMP	0	0	0	4,487	4,415
100031000000	9030	OPEB-ANNUAL REQD CONTRIB	1,131	1,213	1,213	1,211	1,190
100031000000	9040	DENTAL INSURANCE	4,345	4,349	4,140	4,260	4,335
100031000000	9041	VISION INSURANCE	566	542	542	535	539
100031000000	9042	GROUP LIFE INSURANCE	408	444	342	443	428
100031000000	9043	ST/LT DISABILITY INSURANC	1,403	1,499	1,368	1,345	1,359
100031000000	9044	EMPLOYEE ASSTANCE PROGRAM	74	69	71	68	64
100031000000	9045	MEDICAL HLTH INSURANCE	35,602	34,995	36,011	35,699	34,176
			311,706	333,683	323,271	329,635	331,372
100031000000	9102	CONTRACTUAL SERVICES	4,013	6,200	7,700	10,400	10,400
100031000000	9103	SPECIAL PROFESSIONAL SVCS	20,140	15,000	1,652	15,000	15,000
100031000000	9122	LEGAL SVCS-NON RETAINER	8,954	1,000	1,000	2,500	2,500
100031000000	9198	OVERHEAD ALLOC-SERVICES	11,730	17,471	16,794	19,882	19,882
100031000000	9201	COMP SUPP/EQUIP NON-CAPIT	0	400	400	400	400
100031000000	9202	OFFICE SUPPLIES	2,025	2,500	2,500	2,500	2,500
100031000000	9205	SPECIAL DEPT SUPPLIES	262	700	700	700	700
100031000000	9220	PUBLICATIONS & SUBSCRIPT	2,490	2,500	2,500	2,500	2,500
100031000000	9221	MEMBERSHIPS & DUES	910	700	685	700	700
100031000000	9222	EDUCATION & TRAINING	1,200	3,200	2,000	2,000	2,000
100031000000	9223	CONFERENCES & MEETINGS	514	1,445	200	945	945
100031000000	9224	MILEAGE	759	944	944	944	200
100031000000	9226	AUTO ALLOWANCE	0	0	0	0	744
100031000000	9231	POSTAGE	380	500	400	500	500
100031000000	9232	PRINTING	10,359	12,500	10,000	12,500	12,500
100031000000	9235	ELECTION EXPENSES	67	15,000	15,000	0	0
100031000000	9240	COMMUNITY PROMOTION	0	200	200	200	200
100031000000	9298	OVERHEAD ALLOC-SUPPLIES	64,094	72,377	71,663	77,494	77,494
100031000000	9420	TELEPHONE SERVICE	187	168	253	233	0
100031000000	9424	CELLULAR PHONES/ALLOW	0	0	0	0	233
100031000000	9498	OVERHEAD ALLOC-UTILITIES	6,358	8,014	8,000	8,314	8,314
			134,443	160,819	142,591	157,712	157,712
			446,149	494,502	465,862	487,347	489,084

CITY OF MOORPARK
BUDGET LINE ITEM DETAIL
FISCAL YEAR 2013/14

DEPARTMENT: 3100 - CITY CLERK

OBJECT CODE	BUDGET UNIT	DESCRIPTION	AMOUNT
9102	100031000000	MUNICIPAL CODE UPDATES	2,500
		INTERNET MUNICIPAL CODE HOSTING & NEW CODE ALERT	800
		MUNIMETRIX-CLERKS INDEX	500
		OFFSITE STORAGE - OUT OF STATE ELECTRONIC RECORDS	1,700
		OFFSITE STORAGE - IN COUNTY PAPER RECORDS	1,400
		OFFSITE STORAGE ATTORNEY RECORDS (NEW)	3,000
		LEGISLATIVE RECORDS BINDERS (NEW)	500
			10,400
9103	100031000000	PHASE 2 RECORDS REORGANIZATION - COM. DEV. & PUB WORKS	15,000
			15,000
9122	100031000000	LEGAL SERVICES - NON RETAINER	2,500
			2,500
9201	100031000000	MISCELLANEOUS COMPUTER SUPPLIES/EQUIPMENT	400
			400
9202	100031000000	OFFICE SUPPLIES	2,500
			2,500
9205	100031000000	PROCLAMATION AND CERTIFICATE PAPER AND COVERS	200
		ACID-FREE PAPER	500
			700
9220	100031000000	CALIFORNIA CODE BOOKS UPDATES	2,000
		MISCELLANEOUS	500
			2,500
9221	100031000000	4 IIMC	400
		4 CA CITY CLERKS ASSOC.	300
			700
9222	100031000000	STAFF ANNUAL TRAINING (4 @ $200 EACH)	800
		STAFF TUITION REIMBURSEMENT (1 @ $1200 EACH)	1,200
			2,000
9223	100031000000	CCAC MEETING (2 @ $35 EACH)	70
		GOLD COAST CHAPTER MEETING (3 @$25 EACH)	75
		CCAC ANNUAL CONFERENCE SO. CALIF LOCATION (CITY CLERK)	
		TRAVEL, LODGING & PER DIEM FOR MEETINGS/CONFERENCES	500

CITY OF MOORPARK
BUDGET LINE ITEM DETAIL
FISCAL YEAR 2013/14

DEPARTMENT: 3100 - CITY CLERK

OBJECT CODE	BUDGET UNIT	DESCRIPTION	AMOUNT
9223	100031000000	JPIA CONFERENCE	300
			945
9224	100031000000	INCIDENTAL TRIP MILEAGE	200
			200
9226	100031000000	AUTO ALLOWANCE - DCM 20%	744
			744
9231	100031000000	POSTAGE	500
			500
9232	100031000000	CITY COUNCIL AGENDA PACKET PRINTING	12,000
		MISCELLANEOUS PRINTING	500
			12,500
9240	100031000000	GIFTS FOR CITY HALL TOUR GROUPS	200
			200
9424	100031000000	CELL PHONE ALLOWANCE - DCM 20%	233
			233

Fiscal Year 2013/14

Human Resources/Risk Management
(Division 3110)

The Human Resources/Risk Management Division of the Administrative Services Department is responsible for coordinating personnel selection/recruitment, benefit administration, labor relations, workers' compensation administration, coordination of employee events, training and employee development programs, review and coordination of the employee evaluation process, coordination of summer youth employment program, providing information and assistance to City employees regarding City personnel rules, risk management, review of insurance requirements; review and coordination of agreements, insurance and loss-control programs, safety programs and OSHA compliance. The Deputy City Manager functions as the City's Personnel Officer and Risk Manager.

HUMAN RESOURCES/RISK MANAGEMENT

Budget Unit	Object	Account Title	11/12 Actual	12/13 Budget	12/13 Estimate	13/14 Recommended	13/14 Adopted
100031100000	9002	SALARIES (FULL-TIME)	216,839	220,832	222,822	242,010	242,378
100031100000	9004	OVERTIME	0	200	100	200	200
100031100000	9011	WORKERS COMP INSURANCE	493	2,450	2,450	6,435	6,234
100031100000	9013	PERS CONTRIBUTIONS	37,267	39,749	41,771	43,214	41,927
100031100000	9014	MEDICARE	3,199	3,305	3,962	3,258	3,299
100031100000	9018	LONGEVITY PAY	2,620	2,879	2,985	2,741	3,100
100031100000	9019	FULL TIME DEFERRED COMP	0	0	0	5,260	5,118
100031100000	9030	OPEB-ANNUAL REQD CONTRIB	1,097	1,116	1,116	1,279	1,239
100031100000	9040	DENTAL INSURANCE	2,429	2,682	2,556	2,654	2,803
100031100000	9041	VISION INSURANCE	311	325	326	334	342
100031100000	9042	GROUP LIFE INSURANCE	391	578	371	623	595
100031100000	9043	ST/LT DISABILITY INSURANC	1,287	1,509	1,354	1,498	1,527
100031100000	9044	EMPLOYEE ASSTANCE PROGRAM	61	63	63	67	63
100031100000	9045	MEDICAL HLTH INSURANCE	29,433	31,860	32,941	35,305	32,259
			295,427	307,548	312,817	344,878	341,084
100031100000	9102	CONTRACTUAL SERVICES	1,053	1,500	1,500	1,500	1,500
100031100000	9103	SPECIAL PROFESSIONAL SVCS	0	10,000	8,000	3,000	3,000
100031100000	9122	LEGAL SVCS-NON RETAINER	6,435	40,000	40,000	23,300	23,300
100031100000	9125	CLAIMS PAYMENT	0	5,000	0	1,000	1,000
100031100000	9198	OVERHEAD ALLOC-SERVICES	2,847	4,708	4,563	5,210	5,210
100031100000	9201	COMP SUPP/EQUIP NON-CAPIT	0	200	200	200	200
100031100000	9202	OFFICE SUPPLIES	214	400	400	400	400
100031100000	9205	SPECIAL DEPT SUPPLIES	373	800	800	800	800
100031100000	9220	PUBLICATIONS & SUBSCRIPT	523	400	100	400	400
100031100000	9221	MEMBERSHIPS & DUES	410	550	550	550	550
100031100000	9222	EDUCATION & TRAINING	509	2,200	2,200	2,200	2,200
100031100000	9223	CONFERENCES & MEETINGS	313	1,960	500	2,060	2,060
100031100000	9224	MILEAGE	1,645	1,788	1,788	1,788	300
100031100000	9226	AUTO ALLOWANCE	0	0	0	0	1,488
100031100000	9231	POSTAGE	246	500	300	500	500
100031100000	9236	EMPLOYMENT RECRUITMENT	8,352	10,000	10,000	10,000	10,000
100031100000	9241	EMPLOYEE RECOGNITION	12,370	15,000	15,000	15,000	15,000
100031100000	9298	OVERHEAD ALLOC-SUPPLIES	15,558	19,505	19,473	20,309	20,309
100031100000	9420	TELEPHONE SERVICE	323	336	506	466	0
100031100000	9424	CELLULAR PHONES/ALLOW	0	0	0	0	799
100031100000	9498	OVERHEAD ALLOC-UTILITIES	1,543	2,150	2,174	2,179	2,179
			52,714	116,997	108,054	90,862	91,195
			348,141	424,545	420,871	435,740	432,279

CITY OF MOORPARK
BUDGET LINE ITEM DETAIL
FISCAL YEAR 2013/14

DEPARTMENT: 3110 - HUMAN RESOURCES/RISK MANAGEMENT

OBJECT CODE	BUDGET UNIT	DESCRIPTION	AMOUNT
9102	100031100000	FLEXIBLE SPENDING ACCOUNT ADMINISTRATION	1,500
			1,500
9103	100031100000	ACCOMMODATION SERVICES (NEW)	3,000
			3,000
9122	100031100000	HR-RISK MGMT. LEGAL SERVICES NON-RETAINER	20,000
		LIEBERT CASSIDY WHITMORE CONSORTIUM	3,300
			23,300
9125	100031100000	CLAIMS SETTLEMENT	1,000
			1,000
9201	100031100000	MISCELLANEOUS COMPUTER SUPPLIES/EQUIPMENT	200
			200
9202	100031100000	MISCELLANEOUS OFFICE SUPPLIES	400
			400
9205	100031100000	PERSONNEL FILES AND FORMS	300
		LABOR LAW POSTERS	500
			800
9220	100031100000	MISCELLANEOUS BOOKS AND PUBLICATIONS	400
			400
9221	100031100000	2 IPMA-HR ANNUAL MEMBERSHIPS	360
		2 CHANNEL ISLANDS IPMA-HR LOCAL CHAPTER MEMBERSHIPS	90
		1 PARMA ANNUAL MEMBERSHIP	100
			550
9222	100031100000	SPECIALIZED HR TRAINING	600
		FULL-TIME STAFF ANNUAL TRAINING (2 @ $200 EACH)	400
		TUITION REIMBURSEMENT FOR 1 STAFF	1,200
			2,200
9223	100031100000	LEAGUE EMPLOYEE RELATIONS INSTITUTE FOR 1 STAFF	500
		PARMA (2 @ $30 EACH)	60
		CJPIA RISK MANAGEMENT OR PARMA CONFERENCE FOR 1 STAFF	400
		CIPMA - HR MEETINGS (6 MTGS * 2 STAFF @ $25 EACH)	300
		TRAVEL, LODGING & PER DIEM FOR MEETINGS & CONFERENCES	800

CITY OF MOORPARK
BUDGET LINE ITEM DETAIL
FISCAL YEAR 2013/14

DEPARTMENT: 3110 - HUMAN RESOURCES/RISK MANAGEMENT

OBJECT CODE	BUDGET UNIT	DESCRIPTION	AMOUNT
			2,060
9224	100031100000	INCIDENTIAL TRIP MILEAGE	300
			300
9226	100031100000	AUTO ALLOWANCE - DCM 40%	1,488
			1,488
9231	100031100000	POSTAGE	500
			500
9236	100031100000	RECRUITMENT RELATED EXPENSES	10,000
			10,000
9241	100031100000	ANNUAL EMPLOYEE RECOGNITION EVENT	10,000
		EMPLOYEE YEARS OF SERVICE AWARDS/RETIREMENT RECOGNITION	4,000
		EMPLOYEE MEETING COSTS	500
		MISCELLANEOUS	500
			15,000
9424	100031100000	CELL PHONE ALLOWANCE - SMA 50%	333
		CELL PHONE ALLOWANCE - DCM 40%	466
			799

Fiscal Year 2013/14

Information Systems/Cable Television
(Division 3120)

The Information Systems/Cable Television (TV) Division of the Administrative Services Department is responsible for providing information systems support staff and maintaining and upgrading all City computer and telephone systems, including software and hardware. In addition, this Division administers the City's contract for video production of the City's public meetings and the government access television channel (MPTV), contracts for equipment maintenance, and the Cable Franchise Agreements. This Division's budget supports the City's web sites and wireless network, financial information system, GIS system, document management system, other proprietary software systems, citywide local area network and technology infrastructure, desktop computers, laptop computers, telephones, networked printers, servers, cable TV recording and broadcast equipment, and other related equipment. For the computer and telephone equipment, all operating, maintenance and capital costs are split through an overhead allocation between the City's user departments based on the proportion of computer and phone users in each department. The following is a breakdown of the total number of desktop computers, laptops, storage area networks (SANs), and servers supported by the Information Systems Division:

Department/Division	# of Computers Supported
City Council	2
Administrative Services	25
Administration – 3	
City Clerk – 7	
Human Resources – 4	
Information Systems – 11	
City Manager	2
Community Development	15
Administration – 9	
Code Compliance – 1	
Planning – 5	
Emergency Operations Center	10
Finance	6
Parks and Recreation	75
Administration – 5	
Active Adult Center – 3	
Active Adult Center Public Computer Lab – 10	
Animal / Vector Control – 5	
High Street Arts Center – 3	
Library – 19	
Library Public Computers – 14	
Parks Maintenance / Facilities – 5	
Recreation - 11	

Fiscal Year 2013/14

Information Systems/Cable Television (continued)
(Division 3120)

Department/Division	# of Computers Supported
Police Services	3
Public Works	13
Administration – 5	
Engineering – 1	
Solid Waste / Recycling – 2	
Street Maintenance – 3	
Transit – 2	
Storage Area Networks	3
Servers	37
TOTAL	**191**

The majority of the computer related costs cannot easily be associated with any particular department and thus cannot be directly charged to department budgets. The 33 computers and 1 server at the library are not completely maintained by Information Systems, unlike all other city owned computers. All library hardware is managed by Information Systems but the software systems are maintained by a contractor and those costs are charged directly to the Library budget.

The computer network costs are different than the Cost Allocation Plan which includes allocating costs associated with certain departments in the General Fund out to other departments and funds. The theory, as defined in OMB circular A87, is that all the costs associated with certain "overhead" functions in the General Fund (including salaries, services, facility usages, etc.) can be appropriately charged to "user" departments, such as streets/roads, parks, utilities, community development, etc. The Cost Allocation Plan takes all costs charged to the "overhead" departments ((City Manager, Administrative Services, City Attorney, Finance, Parks and Recreation (Administrative), and Public Works (Administrative)), determines how much effort in each function is spent on each "user" department, and spreads the costs accordingly.

For the MPTV responsibilities, programming is accessible to all Moorpark residents served by Time Warner Cable TV Channel 10, and AT&T's U-Verse Channel 99 video service, as well as viewable by web stream link on the City's website. The City's cable TV division provides for the video recording and telecasting of public meetings, including but not limited to meetings of the City Council and City Commissions and Boards. In addition, MPTV provides City of Moorpark community information including City regular programs and services plus special event information.

INFORMATION SYSTEMS/CABLE TELEVISION

Budget Unit	Object	Account Title	11/12 Actual	12/13 Budget	12/13 Estimate	13/14 Recommended	13/14 Adopted
100031200000	9002	SALARIES (FULL-TIME)	255,428	271,787	273,463	262,223	276,655
100031200000	9011	WORKERS COMP INSURANCE	602	3,015	3,015	6,973	7,116
100031200000	9013	PERS CONTRIBUTIONS	44,950	49,106	50,682	46,954	47,952
100031200000	9014	MEDICARE	3,690	3,919	4,154	3,350	3,463
100031200000	9018	LONGEVITY PAY	396	1,592	622	1,524	1,703
100031200000	9019	FULL TIME DEFERRED COMP	0	0	0	5,367	5,479
100031200000	9030	OPEB-ANNUAL REQD CONTRIB	1,342	1,375	1,375	1,384	1,412
100031200000	9040	DENTAL INSURANCE	4,970	5,003	4,456	4,854	5,134
100031200000	9041	VISION INSURANCE	601	574	534	557	590
100031200000	9042	GROUP LIFE INSURANCE	438	459	408	451	459
100031200000	9043	ST/LT DISABILITY INSURANC	1,612	1,860	1,723	1,684	1,742
100031200000	9044	EMPLOYEE ASSTANCE PROGRAM	72	73	74	71	73
100031200000	9045	MEDICAL HLTH INSURANCE	38,426	40,994	43,314	44,705	46,445
			352,528	379,757	383,820	380,097	398,223
010031200000	9102	CONTRACTUAL SERVICES	76,380	110,400	110,400	125,200	125,200
100031200000	9102	CONTRACTUAL SERVICES	22,314	27,500	25,000	27,500	27,500
010031200000	9103	SPECIAL PROFESSIONAL SVCS	0	30,000	25,000	30,000	30,000
100031200000	9103	SPECIAL PROFESSIONAL SVCS	20,178	10,000	6,000	10,000	10,000
100031200000	9122	LEGAL SVCS-NON RETAINER	903	1,000	0	1,000	1,000
010031200000	9198	OVERHEAD ALLOC-SERVICES	(76,380)	(140,400)	(135,400)	(157,400)	(157,400)
010031200000	9201	COMP SUPP/EQUIP NON-CAPIT	56,220	40,000	40,000	32,200	32,200
100031200000	9201	COMP SUPP/EQUIP NON-CAPIT	4,002	12,000	6,000	12,000	12,000
010031200000	9202	OFFICE SUPPLIES	211	500	500	500	500
010031200000	9205	SPECIAL DEPT SUPPLIES	351	0	0	0	0
100031200000	9205	SPECIAL DEPT SUPPLIES	1,388	6,000	2,000	6,000	6,000
010031200000	9208	SMALL TOOLS	317	1,000	1,000	1,000	1,000
010031200000	9220	PUBLICATIONS & SUBSCRIPT	0	200	200	200	200
010031200000	9221	MEMBERSHIPS & DUES	505	505	715	715	715
010031200000	9222	EDUCATION & TRAINING	250	4,000	1,000	2,000	2,000
010031200000	9223	CONFERENCES & MEETINGS	304	900	500	900	900
010031200000	9224	MILEAGE	119	200	200	200	200
100031200000	9224	MILEAGE	372	372	372	372	0
100031200000	9226	AUTO ALLOWANCE	0	0	0	0	372
010031200000	9231	POSTAGE	63	100	100	100	100
010031200000	9250	OFFICE EQUIPMENT MAINT	0	2,000	0	2,000	2,000
010031200000	9298	OVERHEAD ALLOC-SUPPLIES	(58,341)	(49,405)	(44,215)	(39,815)	(39,815)
010031200000	9420	TELEPHONE SERVICE	1,080	1,080	1,298	0	0
100031200000	9420	TELEPHONE SERVICE	81	84	126	1,447	0
100031200000	9424	CELLULAR PHONES/ALLOW	0	0	0	0	1,663
010031200000	9498	OVERHEAD ALLOC-UTILITIES	(1,080)	(1,080)	(1,298)	(1,620)	(1,620)
			49,238	56,956	39,498	54,499	54,715
100031200000	9503	COMPUTER EQUIPMENT	11,761	0	0	0	0
400331200000	9503	COMPUTER EQUIPMENT	21,590	31,803	12,000	0	0
			33,351	31,803	12,000	0	0
			435,117	468,516	435,318	434,596	452,938

CITY OF MOORPARK
BUDGET LINE ITEM DETAIL
FISCAL YEAR 2013/14

DEPARTMENT: 3120 - INFORMATION SYSTEMS/CABLE TELEVISION

OBJECT CODE	BUDGET UNIT	DESCRIPTION	AMOUNT
9102	010031200000	EMPLOYEE ONLINE APPLICATION SYSTEM	3,000
		FINANCIAL SYSTEM ANNUAL MAINTENANCE	33,500
		TELEPHONE SUPPORT & MAINTENANCE	8,000
		CITY INTERNET SERVICE	13,100
		EMERGENCY IT SERVICES	5,000
		DOCUMENT IMAGING SYSTEM MAINTENANCE AGREEMENT	4,500
		DOCUMENT IMAGING SYSTEM NON-CONTRACT TECHNICAL SUPPORT SERVICES	1,000
		SPAM FILTER / WEB FILTER SUPPORT	3,500
		ANTIVIRUS SUPPORT	4,000
		PUBLIC MEETING SOFTWARE ANNUAL SERVICE	12,000
		GIS SERVICES	23,600
		INTERNET WEB SITE HOSTING	6,000
		URL RENEWALS FOR CITY WEBSITES	500
		UNLIMITED MAILBOX ANNUAL MAINTENANCE	300
		GLOBAL POSITIONING SYSTEM MAINTENANCE (NEW)	7,200
			125,200
	100031200000	VIDEO PRODUCTION SERVICES	20,000
		VIDEO PRODUCTION SERVICES FOR SPECIAL PROGRAMMING (PRIOR APPROVAL REQUIRED)	5,000
		VIDEO SYSTEMS MAINTENANCE/REPAIR CONTRACT	2,500
			27,500
9103	010031200000	NEW WEBSITE DESIGN AND IMPLEMENTATION (YEAR 2 OF 2)	30,000
			30,000
	100031200000	VIDEO SYSTEM OPTIMIZATION AND DEVELOPMENT	10,000
			10,000
9122	100031200000	LEGAL SERVICES - NON RETAINER	1,000
			1,000
9201	010031200000	MISC COMPUTER SUPPLIES & TONER	30,000
		ADOBE ACROBAT LICENSE MAINTENANCE	2,200
			32,200
	100031200000	SYSTEM DIGITIZATION UPGRADE FOR COUNCIL MEETINGS (VIDEO CONTROL ROOM)	12,000
			12,000
9205	100031200000	VIDEO SUPPLIES	6,000

CITY OF MOORPARK
BUDGET LINE ITEM DETAIL
FISCAL YEAR 2013/14

DEPARTMENT: 3120 - INFORMATION SYSTEMS/CABLE TELEVISION

OBJECT CODE	BUDGET UNIT	DESCRIPTION	AMOUNT
			6,000
9221	010031200000	MEMBERSHIP & DUES MISAC	640
		MEMBERSHIP & DUES MMASC	75
			715
9222	010031200000	SPECIALIZED I.S. CERTIFICATION TRAINING	2,000
			2,000
9223	010031200000	MISAC CONFERENCE	400
		LODGING, MILEAGE & PER DIEM	500
			900
9226	100031200000	AUTO ALLOWANCE - DCM 10%	372
			372
9424	100031200000	CELL PHONE ALLOWANCE - SISA 100%	1,330
		CELL PHONE ALLOWANCE - ASM 40%	216
		CELL PHONE ALLOWANCE - DCM 10%	117
			1,663

Fiscal Year 2013/14

Administrative Services Administration
(Division 3160)

The Administration Division is staffed by the Deputy City Manager as the Department Head with responsibility for the management and function of the various divisions within the Department. The Department Administrative Services Manager, Administrative Specialist, and Secretary positions are also partially budgeted to this Division.

In addition to general Department administration, this Division is responsible for coordinating public information (including the Public Information Officer function), legislative affairs, and intergovernmental programs. This Division is also responsible for preparation of the City's Quarterly Newsletter, and for providing staff assistance for the City Council Finance, Administration, and Public Safety Standing Committee.

ADMINISTRATIVE SERVICES ADMINISTRATION

Budget Unit	Object	Account Title	11/12 Actual	12/13 Budget	12/13 Estimate	13/14 Recommended	13/14 Adopted
100031600000	9002	SALARIES (FULL-TIME)	137,181	142,865	143,825	105,188	95,344
100031600000	9011	WORKERS COMP INSURANCE	0	1,585	1,585	2,797	2,452
100031600000	9013	PERS CONTRIBUTIONS	23,740	25,578	26,766	18,664	16,378
100031600000	9014	MEDICARE	2,001	2,108	2,575	1,310	1,238
100031600000	9018	LONGEVITY PAY	1,278	1,428	1,481	1,360	1,539
100031600000	9019	FULL TIME DEFERRED COMP	0	0	0	2,405	2,150
100031600000	9030	OPEB-ANNUAL REQD CONTRIB	698	723	723	555	487
100031600000	9040	DENTAL INSURANCE	2,011	2,303	2,194	1,739	1,608
100031600000	9041	VISION INSURANCE	248	271	271	211	187
100031600000	9042	GROUP LIFE INSURANCE	244	398	243	366	329
100031600000	9043	ST/LT DISABILITY INSURANC	735	975	831	631	601
100031600000	9044	EMPLOYEE ASSTANCE PROGRAM	35	38	38	28	20
100031600000	9045	MEDICAL HLTH INSURANCE	20,397	22,704	23,749	19,729	14,943
			188,569	200,976	204,281	154,983	137,276
100031600000	9102	CONTRACTUAL SERVICES	90	0	0	0	0
100031600000	9201	COMP SUPP/EQUIP NON-CAPIT	890	0	0	0	0
100031600000	9221	MEMBERSHIPS & DUES	275	275	385	400	400
100031600000	9222	EDUCATION & TRAINING	0	900	500	900	900
100031600000	9223	CONFERENCES & MEETINGS	1,026	1,350	1,350	1,350	1,350
100031600000	9224	MILEAGE	1,116	1,116	1,116	1,116	0
100031600000	9226	AUTO ALLOWANCE	0	0	0	0	1,116
100031600000	9231	POSTAGE	2,223	2,000	2,000	2,000	2,000
100031600000	9232	PRINTING	5,025	6,000	6,000	6,000	6,000
100031600000	9240	COMMUNITY PROMOTION	130	1,000	1,000	1,000	1,000
100031600000	9420	TELEPHONE SERVICE	242	577	379	675	0
100031600000	9424	CELLULAR PHONES/ALLOW	0	0	0	0	485
			11,017	13,218	12,730	13,441	13,251
			199,586	214,194	217,011	168,424	150,527

CITY OF MOORPARK
BUDGET LINE ITEM DETAIL
FISCAL YEAR 2013/14

DEPARTMENT: 3160 - ADMINISTRATIVE SERVICES ADMINISTRATION

OBJECT CODE	BUDGET UNIT	DESCRIPTION	AMOUNT
9221	100031600000	CA ASSOCIATION OF PUBLIC INFORMATION OFFICIALS (CAPIO)	300
		SCAN-NATOA (2 MEMBERSHIPS)	100
			400
9222	100031600000	CSTI-SAN LUIS OBISPO, CRISIS COMMUNICATIONS & MEDIA #1	900
			900
9223	100031600000	SCAN-NATOA ANNUAL CONFERENCE	150
		CAPIO ANNUAL CONFERENCE	400
		TRAVEL, LODGING & PER DIEM FOR MEETINGS & CONFERENCES	800
			1,350
9226	100031600000	AUTO ALLOWANCE - DCM 30%	1,116
			1,116
9232	100031600000	CITY NEWSLETTER PRINTING COSTS	6,000
			6,000
9240	100031600000	MISCELLANEOUS COMMUNITY PROMOTION	1,000
			1,000
9424	100031600000	CELL PHONE ALLOWANCE - ASM 25%	135
		CELL PHONE ALLOWANCE - DCM 30%	350
			485

Library
(Division 7640)

The Moorpark City Library is a free public library that offers the public reference services; programs for pre-school, youth, teens, and adults; books and media for checkout; plus 12 public computers, 4 laptops, 2 homework stations, and wireless access. The Moorpark City Library is open seven days per week and patrons can utilize the library website, www.moorparklibrary.org, to search the collection or check their card status twenty-four hours a day, seven days per week.

Operation of the City's Library has been contracted out to Library Systems and Services, LLC (LSSI). The Library is a member of the Southern California Library Cooperative, which provides for inter-library book loans, staff development opportunities, and second level reference support.

Library operations are funded by the library allocation of property tax generated in Moorpark, state public library funds, fines, and use fees. Large expenditures and capital improvements are funded through a fee paid by new residential and commercial development to mitigate the impact of new development on the Library. This Division also coordinates the activities of the Library Board.

LIBRARY

Budget Unit	Object	Account Title	11/12 Actual	12/13 Budget	12/13 Estimate	13/14 Recommended	13/14 Adopted
101076400000	9001	HONORARIUMS	1,100	3,000	3,000	3,000	3,000
101076400000	9002	SALARIES (FULL-TIME)	34,272	35,644	36,314	36,699	36,699
101076400000	9011	WORKERS COMP INSURANCE	0	395	395	1,056	1,056
101076400000	9013	PERS CONTRIBUTIONS	6,028	6,502	6,748	6,549	6,549
101076400000	9014	MEDICARE	511	533	547	455	457
101076400000	9018	LONGEVITY PAY	336	451	349	0	0
101076400000	9019	FULL TIME DEFERRED COMP	0	0	0	734	734
101076400000	9030	OPEB-ANNUAL REQD CONTRIB	179	180	180	194	194
101076400000	9040	DENTAL INSURANCE	201	254	242	751	751
101076400000	9041	VISION INSURANCE	28	34	34	87	87
101076400000	9042	GROUP LIFE INSURANCE	41	45	45	51	51
101076400000	9043	ST/LT DISABILITY INSURANC	202	244	243	239	239
101076400000	9044	EMPLOYEE ASSTANCE PROGRAM	8	10	9	10	10
101076400000	9045	MEDICAL HLTH INSURANCE	4,429	5,174	5,327	6,077	6,077
			47,336	52,466	53,433	55,902	55,904
101076400000	9102	CONTRACTUAL SERVICES	477,090	472,890	454,080	460,968	460,968
101076400000	9103	SPECIAL PROFESSIONAL SVCS	6,855	6,000	6,000	6,000	6,000
215476400000	9103	SPECIAL PROFESSIONAL SVCS	0	4,000	4,000	0	0
101076400000	9122	LEGAL SVCS-NON RETAINER	133	500	0	0	0
215476400000	9122	LEGAL SVCS-NON RETAINER	0	5,000	0	3,000	3,000
101076400000	9198	OVERHEAD ALLOC-SERVICES	1,703	8,048	7,469	8,838	8,838
101076400000	9201	COMP SUPP/EQUIP NON-CAPIT	10,662	30,000	24,000	30,000	30,000
215476400000	9201	COMP SUPP/EQUIP NON-CAPIT	1,648	4,700	4,700	4,700	4,700
101076400000	9205	SPECIAL DEPT SUPPLIES	68,748	60,000	50,000	60,000	60,000
215476400000	9205	SPECIAL DEPT SUPPLIES	0	0	0	15,200	15,200
101076400000	9221	MEMBERSHIPS & DUES	0	200	0	200	200
101076400000	9222	EDUCATION & TRAINING	20	200	0	200	200
101076400000	9223	CONFERENCES & MEETINGS	169	1,000	0	1,000	1,000
215476400000	9234	ADVERTISING	0	1,800	350	1,800	1,800
215476400000	9245	NON-CAPITAL EQUIPMENT	1,321	17,500	3,000	18,000	18,000
101076400000	9252	PROPERTY MAINTENANCE	0	15,000	0	0	0
101076400000	9298	OVERHEAD ALLOC-SUPPLIES	9,304	33,339	31,874	34,449	34,449
215476400000	9303	SIGNS	0	0	4,000	4,500	4,500
215476400000	9331	LANDSCAPE SERVICES	0	8,000	0	0	0
101076400000	9416	NATURAL GAS	0	250	0	0	0
101076400000	9420	TELEPHONE SERVICE	174	189	285	0	0
101076400000	9424	CELLULAR PHONES/ALLOW	0	0	0	0	189
101076400000	9498	OVERHEAD ALLOC-UTILITIES	923	3,763	3,558	3,696	3,696
			578,751	672,379	593,316	652,551	652,740
215476400000	9502	FURNITURE & FIXTURES	0	15,000	0	15,000	15,000
215476400000	9503	COMPUTER EQUIPMENT	10,930	12,500	12,500	1,800	1,800
			10,930	27,500	12,500	16,800	16,800
101076400000	9830	COST PLAN CHARGES	199,500	173,100	173,100	166,800	166,800
			199,500	173,100	173,100	166,800	166,800
			836,518	925,445	832,349	892,053	892,244

CITY OF MOORPARK
BUDGET LINE ITEM DETAIL
FISCAL YEAR 2013/14

DEPARTMENT: 7640 - LIBRARY

OBJECT CODE	BUDGET UNIT	DESCRIPTION	AMOUNT
9001	101076400000	LIBRARY BOARD MEETING COMPENSATION	3,000
			3,000
9102	101076400000	LIBRARY OPERATIONS CONTRACT WITH LSSI	438,968
		COMPUTER SERVICE AGREEMENT	22,000
			460,968
9103	101076400000	SPECIAL EVENTS - YOUTH AND TEENS (220 EVENTS)	4,000
		SPECIAL EVENTS - ADULT & FAMILY (100 EVENTS)	2,000
			6,000
9201	101076400000	UNANTICIPATED PUBLIC PC REPAIR AND REPLACEMENT PARTS	3,000
		SYSTEM SOFTWARE MAINTENANCE, OCLC,SCLC, BRAINFUSE, ETC	27,000
			30,000
	215476400000	SOFTWARE LICENSING UPGRADES:	
		DEEPFREEZE	1,000
		MS OFFICE	2,200
		SERVER	1,500
			4,700
9205	101076400000	COLLECTION PROCUREMENT	60,000
			60,000
	215476400000	2 REPLACEMENT CASH REGISTERS @ $600 EACH	1,200
		2 REPLACEMENT PHOTOCOPIERS @ $3000 EACH	6,000
		2 REPLACEMENT BOOK RETURNS @ $4000 EACH	8,000
			15,200
9222	101076400000	1 CITY STAFF @ $200	200
			200
9223	101076400000	CONFERENCE FOR CITY STAFF	1,000
			1,000
9245	215476400000	SECURITY CAMERA SOLUTION	15,000
		FURNITURE	3,000
			18,000
9424	101076400000	CELL PHONE ALLOWANCE - ASM 35%	189

CITY OF MOORPARK
BUDGET LINE ITEM DETAIL
FISCAL YEAR 2013/14

DEPARTMENT: 7640 - LIBRARY

OBJECT CODE	BUDGET UNIT	DESCRIPTION	AMOUNT
			189
9503	215476400000	3 REPLACEMENT PRINTERS/SCANNERS @ $600/EACH	1,800
			1,800

City Attorney
(Department 4100)

The City Attorney represents the City of Moorpark in all legal affairs, provides legal advice and assistance to the City Council and staff and engages in litigation as needed. Legal services are provided under contract with a private law firm.

CITY ATTORNEY

Budget Unit	Object	Account Title	11/12 Actual	12/13 Budget	12/13 Estimate	13/14 Recommended	13/14 Adopted
100041000000	9121	LEGAL SERVICES - RETAINER	12,308	16,800	23,100	36,000	36,000
100041000000	9122	LEGAL SVCS-NON RETAINER	23	25,000	15,000	25,000	25,000
100041000000	9123	LEGAL SVCS-LITIGATION	22,878	10,000	45,000	10,000	10,000
100041000000	9125	CLAIMS PAYMENT	25,000	0	0	0	0
			60,208	51,800	83,100	71,000	71,000
			60,208	51,800	83,100	71,000	71,000

Finance
(Department 5110)

The Finance Department is charged with providing financial management, budgeting, accounting, cash management, billing, revenue collection, payroll, fixed assets management, purchasing and general administrative support services for the City and Successor Agency to the Moorpark Redevelopment Agency.

Services provided through the finance and accounting functions include the maintenance of reliable accounting records, payment of approved demands against the City treasury, financial statement reporting, and preparation of the annual budget with the City Manager, prudent fiscal planning, payroll and payroll reporting, debt and franchise administration. Since 2009, the department has assumed greater responsibility in the administration and coordination of the annual Engineer's Reports for the Parks and Recreation Maintenance Improvement District and the Lighting and Landscaping Assessment Districts to ensure that the approved assessment levies are submitted to the Ventura County Auditor-Controller's Office for inclusion in annual tax bills.

Internal controls are established and maintained to ensure that the assets of the City are protected from loss, theft or misuse and to ensure that adequate accounting data allows for the preparation of financial statements in conformity with generally accepted accounting principles. Internal controls are evaluated to determine that the cost does not exceed the benefits likely to be derived.

The cash management function is responsible for the prudent investment of surplus funds. The City's Investment Policy directs the investment of City monies with the following priorities established: preservation and safety of principal, liquidity necessary to meet daily cash flow requirements and maximized yield after the first two priorities are met. The Investment Policy is reviewed annually and is submitted to the City Council for approval.

The administrative support function covers a wide range of activities that include office equipment maintenance, purchasing, mail processing, office supplies procurement and coordinating Finance, Administration and Public Safety Committee meetings.

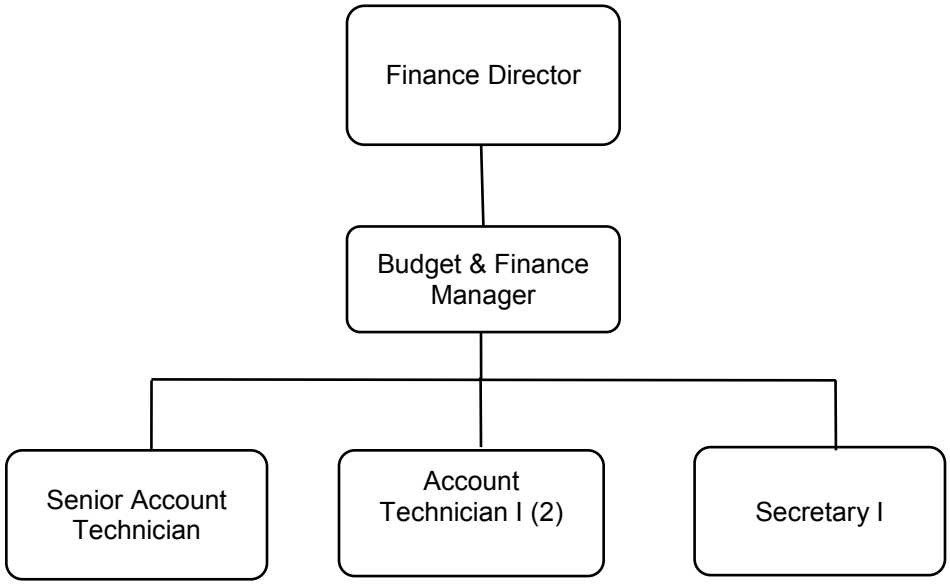

Expense and Staffing History
Finance

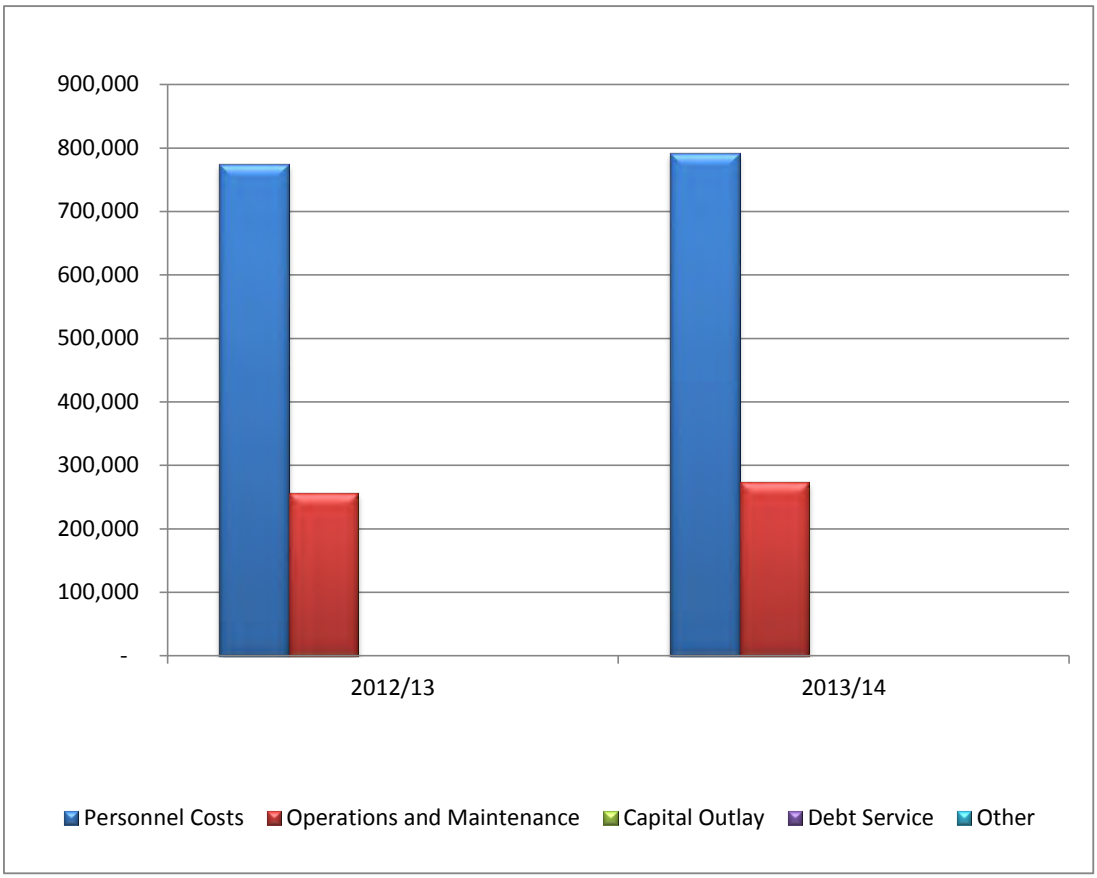

	2012/13 Estimated	2013/14 Adopted
Personnel Costs	774,011	790,937
Operations and Maintenance	256,072	272,920
Capital Outlay	-	-
Debt Service	-	-
Other	-	-
Total Expenses	**$1,030,083**	**$1,063,857**

Department Staffing		
Finance Director	1.00	1.00
Accountant I	1.00	-
Accounting Technician I/II	2.00	2.00
Budget and Finance Manager	1.00	1.00
Senior Account Technician	1.00	1.00
Secretary I/II	-	1.00
	6.00	**6.00**

FINANCE

Budget Unit	Object	Account Title	11/12 Actual	12/13 Budget	12/13 Estimate	13/14 Recommended	13/14 Adopted
100051100000	9002	SALARIES (FULL-TIME)	541,271	553,328	514,635	480,508	518,958
100051100000	9003	SALARIES (PART-TIME)	0	0	15,000	0	0
100051100000	9004	OVERTIME	13	0	0	0	0
100051100000	9011	WORKERS COMP INSURANCE	1,229	6,137	6,139	12,778	13,349
100051100000	9013	PERS CONTRIBUTIONS	94,205	98,579	93,471	84,897	88,749
100051100000	9014	MEDICARE	7,697	8,013	7,629	6,035	6,292
100051100000	9018	LONGEVITY PAY	0	441	882	798	798
100051100000	9019	FULL TIME DEFERRED COMP	0	0	0	10,399	10,830
100051100000	9030	OPEB-ANNUAL REQD CONTRIB	2,744	2,800	2,800	2,538	2,652
100051100000	9040	DENTAL INSURANCE	9,929	9,618	9,295	8,648	9,011
100051100000	9041	VISION INSURANCE	1,318	1,260	1,222	1,117	1,165
100051100000	9042	GROUP LIFE INSURANCE	1,129	1,122	787	1,017	1,058
100051100000	9043	ST/LT DISABILITY INSURANC	3,368	3,784	3,180	3,128	3,269
100051100000	9044	EMPLOYEE ASSTANCE PROGRAM	163	162	150	149	162
100051100000	9045	MEDICAL HLTH INSURANCE	91,990	95,615	95,421	103,420	111,244
			755,056	780,859	750,611	715,432	767,537
100051100000	9102	CONTRACTUAL SERVICES	58,297	68,920	68,920	82,620	82,620
100051100000	9121	LEGAL SERVICES - RETAINER	0	500	500	500	500
100051100000	9122	LEGAL SVCS-NON RETAINER	444	1,000	1,000	1,000	1,000
100051100000	9182	COLLECTION FEE CHARGES	0	500	500	500	500
100051100000	9198	OVERHEAD ALLOC-SERVICES	8,306	11,845	11,499	11,191	11,191
100051100000	9202	OFFICE SUPPLIES	1,748	2,000	2,000	2,000	2,000
100051100000	9205	SPECIAL DEPT SUPPLIES	1,604	1,600	1,600	1,600	1,600
100051100000	9208	SMALL TOOLS	0	250	0	0	0
100051100000	9220	PUBLICATIONS & SUBSCRIPT	477	1,200	1,200	1,200	1,200
100051100000	9221	MEMBERSHIPS & DUES	925	1,000	1,000	1,000	1,000
100051100000	9222	EDUCATION & TRAINING	647	6,800	3,000	6,800	6,800
100051100000	9223	CONFERENCES & MEETINGS	1,663	7,500	2,000	7,500	7,500
100051100000	9224	MILEAGE	170	600	600	600	600
100051100000	9231	POSTAGE	1,767	2,350	2,350	2,350	2,350
100051100000	9232	PRINTING	53	1,500	1,000	1,500	1,500
100051100000	9234	ADVERTISING	1,729	500	500	500	500
100051100000	9245	NON-CAPITAL EQUIPMENT	0	1,500	0	0	0
100051100000	9261	CASH SHORTAGES	43	100	0	0	0
100051100000	9298	OVERHEAD ALLOC-SUPPLIES	45,383	49,068	49,070	43,614	43,614
100051100000	9420	TELEPHONE SERVICE	1,828	2,165	2,255	2,165	1,000
100051100000	9424	CELLULAR PHONES/ALLOW	0	0	0	0	1,165
100051100000	9451	STATE/COUNTY ADMIN FEE	124,821	124,000	124,000	124,000	124,000
100051100000	9452	COLLECTION ADMIN FEE	465	1,000	1,000	1,000	1,000
100051100000	9498	OVERHEAD ALLOC-UTILITIES	4,502	5,402	5,478	4,680	4,680
			254,872	291,300	279,472	296,320	296,320
			1,009,928	1,072,159	1,030,083	1,011,752	1,063,857

CITY OF MOORPARK
BUDGET LINE ITEM DETAIL
FISCAL YEAR 2013/14

DEPARTMENT: 5110 - FINANCE

OBJECT CODE	BUDGET UNIT	DESCRIPTION	AMOUNT
9102	100051100000	ANNUAL AUDIT	26,000
		SINGLE AUDIT	3,200
		CITY STATE CONTROLLER'S REPORT	3,450
		CUSTOM PENTAMATION PROGRAMMING	2,500
		CALIFORNIA MUNICIPAL STATISTICS FOR CAFR	425
		PROPERTY TAX AUDIT	5,000
		SALES TAX AUDIT	18,000
		MISCELLANEOUS	650
		SB90 CONSULTANT	5,145
		ARMORED CARRIER SERVICE	2,900
		STORAGE FEES	1,300
		GFOA AWARD APPLICATION	500
		SHREDDING	550
		ACTUARIAL SERVICES (EVERY 2 YRS-FOR VALUATION 6/2013)	13,000
			82,620
9182	100051100000	COLLECTION AGENCY FEE FOR ACCOUNTS RECEIVABLE	500
			500
9205	100051100000	STATE CONTROLLER'S AUDIT CONFIRMATION	100
		MISC SPECIAL DEPARTMENT SUPPLIES	1,500
			1,600
9220	100051100000	FINANCE RELATED BOOKS, PUBLICATIONS AND SUBSCRIPTIONS	1,200
			1,200
9221	100051100000	CMTA (ACCT, BFM, FD)	300
		CSMFO (ACCT, BFM, FD)	300
		GFOA (ACCT, BFM, FD)	400
			1,000
9222	100051100000	GENERAL TRAINING (6 STAFF @ $200 EACH)	1,200
		CMTA WORKSHOPS	300
		OTHER INFORMATIONAL MEETINGS & WORKSHOPS	300
		PENTAMATION TRAINING	3,000
		TUITION AND BOOKS	2,000
			6,800
9223	100051100000	CSMFO CONFERENCE	2,000
		PENTAMATION WEST COAST CONFERENCE	2,000
		TRAVEL COSTS ASSOCIATED WITH CONFERENCES	1,000
		CSMFO MONTHLY MEETINGS	500
		LEAGUE FINANCIAL MANAGEMENT CONFERENCE	1,000

CITY OF MOORPARK
BUDGET LINE ITEM DETAIL
FISCAL YEAR 2013/14

DEPARTMENT: 5110 - FINANCE

OBJECT CODE	BUDGET UNIT	DESCRIPTION	AMOUNT
9223	100051100000	CMTA ANNUAL CONFERENCE	1,000
			7,500
9224	100051100000	LOCAL AUTOMOBILE MILEAGE FOR STAFF TRAVEL	600
			600
9231	100051100000	POSTAGE ALLOCATION ($175/MO * 12 MOS)	2,100
		FEDERAL EXPRESS CHARGES FOR FINANCE MAILINGS	250
			2,350
9234	100051100000	CLASSIFIED ADS (CITY FINANCAL TRANSACTIONS)	300
		CLASSIFIED ADS FOR STALE DATED CHECKS	100
		MISCELLANEOUS ADS	100
			500
9420	100051100000	PENTAMATION SERVER LINE AND TELEPHONE SERVICE	1,000
			1,000
9424	100051100000	CELL PHONE ALLOWANCE - FD 100%	1,165
			1,165
9451	100051100000	VENTURA COUNTY ADMINISTRATION FEES ON PROPERTY TAX	100,000
		STATE OF CALIFORNIA ADMINISTRATION FEES ON SALES TAX	24,000
			124,000
9452	100051100000	VENTURA COUNTY COLLECTION FEES ON PROPERTY TAX	1,000
			1,000

MOORPARK CALIFORNIA
INCORPORATED JULY 1 1983

Fiscal Year 2013/14

Central Services/Non-Departmental
(Division 5700)

The Central Services Division consists of those shared costs commonly referred to as the "General Overhead". These are shared operational expenses related to City Hall operations, (e.g., CJPIA insurance, common office supplies, copiers, and utilities). They are split through an overhead allocation among the City's other departments based on the proportion of the number of positions in each relative to the total positions in the City, including part-time employees, (full-time equivalents, or FTE's). The following is a breakdown of the total number of FTE's per department:

Department	Number of FTEs
City Manager	4.75
Administrative Services/City Clerk	9.68
Finance	6.00
Community Development	7.00
Parks, Recreation & Community Services	27.49
Public Works	12.86
TOTAL	67.78

These costs cannot easily be associated with any particular department and thus cannot be directly charged to department budgets.

These costs are different than the Cost Allocation Plan which includes allocating costs associated with certain departments in the General Fund out to other departments and funds. The theory, as defined in OMB circular A87, is that all the costs associated with certain "overhead" functions in the General Fund (including salaries, services, facility usages, etc.) can be appropriately charged to "user" departments, such as streets/roads, parks, utilities, community development, etc. The document takes all costs charged to the "overhead" departments (City Manager, Administrative Services/City Clerk, City Attorney, Finance, Parks and Recreation (Administrative), and Public Works (Administrative)), determines how much effort in each function is spent on each "user" department, and spreads the costs accordingly.

CENTRAL SERVICES/NON-DEPARTMENTAL

Budget Unit	Object	Account Title	11/12 Actual	12/13 Budget	12/13 Estimate	13/14 Recommended	13/14 Adopted
010057000000	9012	UNEMPLOYMENT INSURANCE	16,203	23,400	23,400	23,400	23,400
			16,203	23,400	23,400	23,400	23,400
010057000000	9198	OVERHEAD ALLOC-SERVICES	(16,203)	0	0	0	0
010057000000	9202	OFFICE SUPPLIES	6,309	10,000	10,000	10,000	10,000
010057000000	9203	COPY MACHINE SUPPLIES	10,761	15,000	15,000	15,000	15,000
010057000000	9205	SPECIAL DEPT SUPPLIES	4,275	5,000	5,000	5,000	5,000
010057000000	9211	EQUIPMENT RENTAL	13,059	27,350	27,350	26,000	26,000
010057000000	9231	POSTAGE	1,704	5,000	5,000	5,000	5,000
010057000000	9232	PRINTING	7,246	12,000	12,000	12,000	12,000
010057000000	9233	INSURANCE & BONDS	414,487	435,023	435,023	476,495	476,495
010057000000	9250	OFFICE EQUIPMENT MAINT	639	700	700	700	700
010057000000	9251	OTHER EQUIPMENT MAINT	52	100	100	100	100
010057000000	9298	OVERHEAD ALLOC-SUPPLIES	(457,182)	(532,223)	(533,573)	(573,695)	(573,695)
010057000000	9413	ELECTRICITY	36,305	45,000	45,000	45,000	45,000
010057000000	9415	WATER	1,512	6,000	6,000	6,000	6,000
010057000000	9420	TELEPHONE SERVICE	11,245	12,200	12,200	13,200	13,200
010057000000	9498	OVERHEAD ALLOC-UTILITIES	(49,062)	(63,200)	(63,200)	(64,200)	(64,200)
			(14,853)	(22,050)	(23,400)	(23,400)	(23,400)
			1,350	1,350	0	0	0

CITY OF MOORPARK
BUDGET LINE ITEM DETAIL
FISCAL YEAR 2013/14

DEPARTMENT: 5700 - CENTRAL SERVICES/NON-DEPARTMENTAL

OBJECT CODE	BUDGET UNIT	DESCRIPTION	AMOUNT
9012	010057000000	UNEMPLOYMENT INSURANCE	23,400
			23,400
9203	010057000000	COPIER USAGE/MAINTENANCE	13,000
		COPIER SUPPLIES	2,000
			15,000
9205	010057000000	BREAKROOM SUPPLIES	5,000
			5,000
9211	010057000000	COLOR COPIER LEASE - ADMIN BLDG ($475/MO*12 MOS)	5,700
		COLOR COPIER LEASE - CITY HALL ($475/MO*12 MOS)	5,700
		COPIER LEASE - CITY HALL RECEPTION ($280/MO*12 MOS)	3,400
		COPIER LEASE-HUMAN RESOURCES ($145/MO*12 MOS)	1,750
		COPIER LEASE-MPSF ($245/MO*12 MOS)	2,950
		COPIER LEASE-AAC ($245/MO*12 MOS)	2,950
		COPIER LEASE-AVRC ($245/MO*12 MOS)	2,950
		COPIER LEASE ANNUAL PROPERTY TAXES	600
			26,000
9233	010057000000	GENERAL LIABILITY INSURANCE	274,395
		EARTHQUAKE & FLOOD INSURANCE: COVERAGE INCLUDES THE FOLLOWING CITY & RDA PROPERTIES: CITY HALL COMPLEX, LIBRARY, PSC, MPSF, AVCP COMPLEX, HSAC & 33 HIGH ST.	152,900
		PROPERTY INSURANCE	8,300
		VEHICLE INSURANCE	3,000
		EMPLOYEE CRIME BOND INSURANCE	2,800
		BOILER & MACHINERY INSURANCE	1,600
		BROKER FEE	3,500
		ENVIRONMENTAL/POLLUTION (FOR 3 YEAR TERM)	30,000
			476,495
9250	010057000000	POSTAGE MACHINE MAINTENANCE	700
			700
9251	010057000000	VENTURA COUNTY RADIO REPEATER ACCESS SERVICES	100
			100
9420	010057000000	ACCURATE ANSWERING SERVICE	1,200
		PRI TRUNKS/LONG DISTANCE/TELEPHONE T1	12,000
			13,200

Fiscal Year 2013/14

Community Development Department
(Department 6100)

The Community Development Department is the primary City department responsible for oversight of development in the City. The Department assists the Council, Planning Commission, the public and the development community in meeting the goals of the General Plan, complying with the Zoning Ordinance and applicable Specific Plans, and developing in accordance with applicable state and federal laws. The Department is comprised of four functional divisions: Administration, Building & Safety, Code Compliance, and Planning. The Department serves as staff to the five-member, City-Council appointed, Planning Commission. The Commission is responsible for development reviews of various entitlement requests and advises the City Council on matters related to the General Plan, Zoning Ordinance, capital improvement programs, and community development. The Commission also acts as the Historical Preservation Commission, advising the City Council on matters regarding building preservation and preservation of other historical features. The Community Development Department staff also is responsible for monitoring and reviewing projects outside the City that have impacts on Moorpark. Staff work on projects outside the City has included preparation of comment letters, testimony in public hearings, and litigation support, averaging approximately 400 hours per fiscal year at the Director and Principal Planner level.

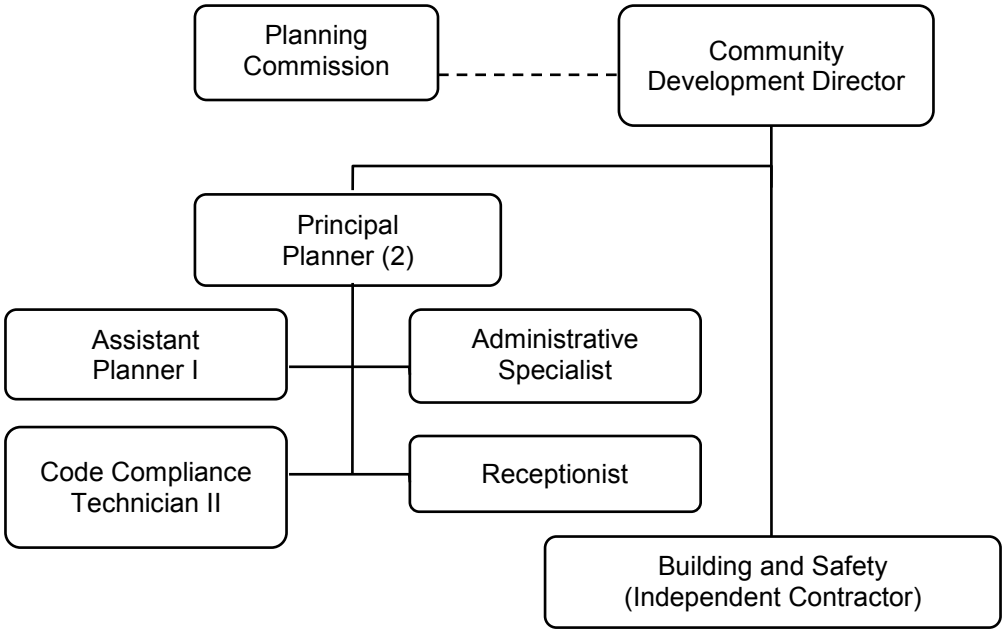

Expense and Staffing History
Community Development

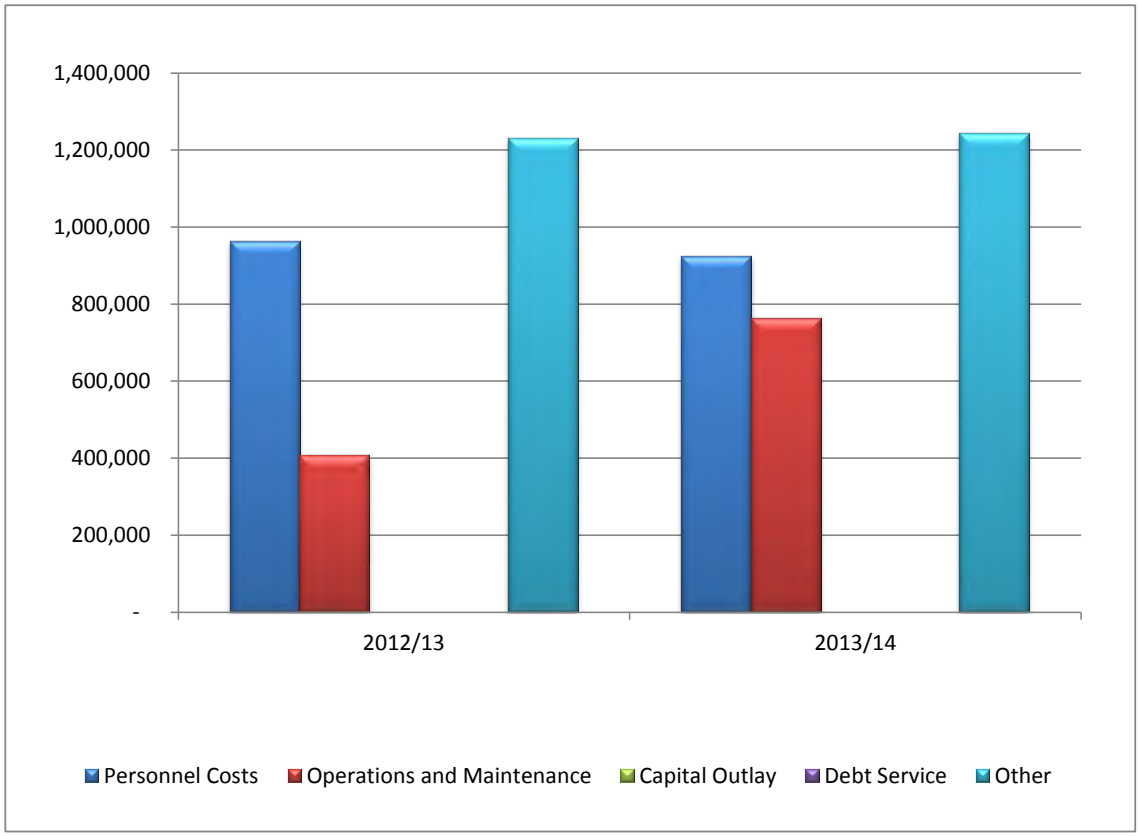

	2012/13 Estimated	2013/14 Adopted
Personnel Costs	964,061	923,629
Operations and Maintenance	406,832	763,140
Capital Outlay	-	
Debt Service	-	-
Other	1,229,642	1,243,087
Total Expenses	**$2,600,535**	**$2,929,856**

Department Staffing		
Community Development Director	1.00	1.00
Principal Planner	2.00	2.00
Redevelopment Manager	1.00	-
Management Analyst	1.00	-
Assistant Planner	1.00	1.00
Administrative Assistant	1.00	1.00
Code Compliance Technician II	1.00	1.00
Administrative Secretary	1.00	-
Receptionist	1.00	1.00
	10.00	**7.00**

Fiscal Year 2013/14

Community Development Administration
(Division 6100)

Community Development Administration provides overall direction for the various divisions and provides support for each of the functions of the Department, including the issuance of Film Permits. The Administration Division also serves as staff to the City Council Community and Economic Development Standing Committee.

COMMUNITY DEVELOPMENT ADMINISTRATION

Budget Unit	Object	Account Title	11/12 Actual	12/13 Budget	12/13 Estimate	13/14 Recommended	13/14 Adopted
220061000000	9001	HONORARIUMS	2,300	6,000	6,000	6,000	6,000
100061000000	9002	SALARIES (FULL-TIME)	44,302	44,168	44,202	43,285	45,666
200161000000	9002	SALARIES (FULL-TIME)	15,552	15,719	15,823	16,187	0
220061000000	9002	SALARIES (FULL-TIME)	118,402	118,714	120,154	92,905	96,191
100061000000	9003	SALARIES (PART-TIME)	34	0	0	0	0
220061000000	9003	SALARIES (PART-TIME)	36	0	0	0	0
100061000000	9011	WORKERS COMP INSURANCE	100	490	490	1,151	1,175
200161000000	9011	WORKERS COMP INSURANCE	32	174	174	0	0
220061000000	9011	WORKERS COMP INSURANCE	426	1,318	1,318	2,630	2,717
100061000000	9013	PERS CONTRIBUTIONS	8,053	8,278	8,642	8,041	8,204
200161000000	9013	PERS CONTRIBUTIONS	2,739	2,860	2,943	0	0
220061000000	9013	PERS CONTRIBUTIONS	20,705	21,166	21,912	16,392	16,939
100061000000	9014	MEDICARE	674	682	673	485	556
200161000000	9014	MEDICARE	217	226	226	0	0
220061000000	9014	MEDICARE	1,726	1,754	1,769	1,264	1,328
100061000000	9016	BILINGUAL PAY	834	832	832	832	832
100061000000	9017	PART-TIME RETIREMENT CONT	0	0	563	0	0
220061000000	9017	PART-TIME RETIREMENT CONT	4	0	0	0	0
100061000000	9018	LONGEVITY PAY	846	866	866	866	884
200161000000	9018	LONGEVITY PAY	151	154	152	0	0
220061000000	9018	LONGEVITY PAY	1,398	1,712	1,382	1,481	1,264
100061000000	9019	FULL TIME DEFERRED COMP	0	0	0	883	901
220061000000	9019	FULL TIME DEFERRED COMP	0	0	0	2,233	2,294
100061000000	9030	OPEB-ANNUAL REQD CONTRIB	222	223	223	229	233
200161000000	9030	OPEB-ANNUAL REQD CONTRIB	72	80	80	0	0
220061000000	9030	OPEB-ANNUAL REQD CONTRIB	919	600	600	491	508
100061000000	9040	DENTAL INSURANCE	1,267	1,332	1,267	1,332	725
200161000000	9040	DENTAL INSURANCE	232	429	486	0	0
220061000000	9040	DENTAL INSURANCE	2,051	2,359	2,363	1,716	1,453
100061000000	9041	VISION INSURANCE	191	191	191	191	96
200161000000	9041	VISION INSURANCE	35	50	55	0	0
220061000000	9041	VISION INSURANCE	259	273	282	198	166
100061000000	9042	GROUP LIFE INSURANCE	89	82	82	82	65
200161000000	9042	GROUP LIFE INSURANCE	29	29	29	0	0
220061000000	9042	GROUP LIFE INSURANCE	260	349	238	305	305
100061000000	9043	ST/LT DISABILITY INSURANC	303	302	303	282	288
200161000000	9043	ST/LT DISABILITY INSURANC	88	108	101	0	0
220061000000	9043	ST/LT DISABILITY INSURANC	689	809	706	605	626
100061000000	9044	EMPLOYEE ASSTANCE PROGRA	27	27	27	27	27
200161000000	9044	EMPLOYEE ASSTANCE PROGRA	5	5	5	0	0
220061000000	9044	EMPLOYEE ASSTANCE PROGRA	30	30	30	22	22
100061000000	9045	MEDICAL HLTH INSURANCE	15,557	14,852	17,386	18,654	17,063
200161000000	9045	MEDICAL HLTH INSURANCE	2,735	2,993	3,202	0	0
220061000000	9045	MEDICAL HLTH INSURANCE	19,806	18,398	21,772	18,172	18,139
			263,396	268,634	277,549	236,941	224,667
220061000000	9102	CONTRACTUAL SERVICES	3,494	4,000	5,000	8,000	8,000
280061000000	9102	CONTRACTUAL SERVICES	0	25,650	0	0	0
220061000000	9198	OVERHEAD ALLOC-SERVICES	13,121	21,181	20,496	23,432	23,432
220061000000	9201	COMP SUPP/EQUIP NON-CAPIT	572	0	0	0	0
220061000000	9202	OFFICE SUPPLIES	2,245	2,500	2,500	2,500	2,500

COMMUNITY DEVELOPMENT ADMINISTRATION

Budget Unit	Object	Account Title	11/12 Actual	12/13 Budget	12/13 Estimate	13/14 Recommended	13/14 Adopted
220061000000	9205	SPECIAL DEPT SUPPLIES	1,164	1,200	1,200	1,200	1,200
220061000000	9220	PUBLICATIONS & SUBSCRIPT	482	500	500	500	500
220061000000	9221	MEMBERSHIPS & DUES	990	1,620	1,620	1,800	1,800
220061000000	9222	EDUCATION & TRAINING	0	600	600	800	800
220061000000	9223	CONFERENCES & MEETINGS	4,876	5,200	3,200	3,300	3,300
220061000000	9224	MILEAGE	1,495	1,888	1,888	1,888	400
220061000000	9226	AUTO ALLOWANCE	0	0	0	0	1,488
220061000000	9231	POSTAGE	3,729	4,000	4,000	4,000	4,000
220061000000	9232	PRINTING	3,985	5,000	5,000	6,000	6,000
200261008061	9252	PROPERTY MAINTENANCE	0	1,000	0	0	0
220061000000	9298	OVERHEAD ALLOC-SUPPLIES	71,693	87,746	87,462	91,334	91,334
200261008061	9331	LANDSCAPE SERVICES	1,442	1,500	1,500	0	0
220061000000	9420	TELEPHONE SERVICE	584	586	586	716	0
220061000000	9424	CELLULAR PHONES/ALLOW	0	0	0	0	466
220061000000	9498	OVERHEAD ALLOC-UTILITIES	7,112	9,679	9,763	9,799	9,799
			116,982	173,850	145,315	155,269	155,019
100061000000	9820	TRANSFER TO OTHER FUNDS	881,062	1,173,011	893,542	854,187	862,787
220061000000	9830	COST PLAN CHARGES	409,400	336,100	336,100	380,300	380,300
			1,290,462	1,509,111	1,229,642	1,234,487	1,243,087
			1,670,840	1,951,595	1,652,506	1,626,697	1,622,773

CITY OF MOORPARK
BUDGET LINE ITEM DETAIL
FISCAL YEAR 2013/14

DEPARTMENT: 6100 - COMMUNITY DEVELOPMENT ADMINISTRATION

OBJECT CODE	BUDGET UNIT	DESCRIPTION	AMOUNT
9001	220061000000	PLANNING COMMISSION MEETING COMPENSATION	6,000
			6,000
9102	220061000000	HDL BUSINESS REGISTRATION (BR) SOFTWARE MAINTENANCE	4,500
		SHREDDING	500
		CREDIT CARD FEES	3,000
			8,000
9205	220061000000	ACID FREE PAPER	200
		MISCELLANEOUS DEPARTMENT SUPPLIES	1,000
			1,200
9220	220061000000	MISCELLANEOUS PUBLICATIONS AND SUBSCRIPTIONS	500
			500
9221	220061000000	APA MEMBERSHIP - CDD	500
		AICP MEMBERSHIP - CDD	200
		MMASC MEMBERSHIP - MA	100
		COMMUNITY SERVICE ORGANIZATIONS	1,000
			1,800
9222	220061000000	STAFF TRAINING-CDD, MA, ADMIN ASST, RECEPTIONIST	
		(4 X $200)	800
			800
9223	220061000000	PLANNERS INSTITUTE REGISTRATION (1 PLNG COMMISSIONERS)	750
		PLANNERS INSTITUTE TRAVEL (1 PLNG COMMISSIONERS)	1,250
		APA STATE CONFERENCE (CDD) REGISTRATION	600
		APA STATE CONFERENCE (CDD) TRAVEL	700
			3,300
9224	220061000000	MISCELLANEOUS MILEAGE	400
			400
9226	220061000000	AUTO ALLOWANCE - CDD 40%	1,488
			1,488
9424	220061000000	CELL PHONE ALLOWANCE - CDD 40%	466
			466

Fiscal Year 2013/14

Building & Safety
(Division 6410)

Building & Safety services are contracted through a private firm, administered by the Community Development Director. The Building & Safety Division provides building plan check and construction inspection for new and remodeled buildings and other structures, and assists the Code Compliance Division.

BUILDING & SAFETY

Budget Unit	Object	Account Title	11/12 Actual	12/13 Budget	12/13 Estimate	13/14 Recommended	13/14 Adopted
220064100000	9102	CONTRACTUAL SERVICES	0	4,000	0	4,000	4,000
220064100000	9143	B&S-RESIDENTIAL PLAN CK	55,549	50,000	38,000	72,000	72,000
220064100000	9144	B&S-NONRESIDENTIAL PLN CK	31,688	21,000	33,000	29,000	29,000
220064100000	9146	B&S-RESIDENTIAL PERMITS	120,071	174,000	97,000	209,000	209,000
220064100000	9147	B&S-NONRESIDENTIAL PERMIT	58,555	29,000	41,000	45,000	45,000
220064100000	9221	MEMBERSHIPS & DUES	447	500	500	600	600
220064100000	9231	POSTAGE	26	500	500	500	500
			266,336	279,000	210,000	360,100	360,100
			266,336	279,000	210,000	360,100	360,100

CITY OF MOORPARK
BUDGET LINE ITEM DETAIL
FISCAL YEAR 2013/14

DEPARTMENT: 6410 - BUILDING & SAFETY

OBJECT CODE	BUDGET UNIT	DESCRIPTION	AMOUNT
9102	220064100000	SCANNING OF BLDG & SAFETY MAPS AND FILES	4,000
			4,000
9143	220064100000	RESIDENTIAL PLAN CHECK FEES ARE APPROXIMATELY 67% OF TOTAL FEES COLLECTED	72,000
			72,000
9144	220064100000	NON RESIDENTIAL PLAN CHECK FEES ARE APPROXIMATELY 67% OF TOTAL FEES COLLECTED	29,000
			29,000
9146	220064100000	RESIDENTAL PERMITS ARE APPROXIMATELY 58% OF TOTAL FEES COLLECTED	209,000
			209,000
9147	220064100000	NON RESIDENTAL PERMIT FEES ARE APPROXIMATELY 58% OF TOTAL FEES COLLECTED	45,000
			45,000
9221	220064100000	ICC CITY MEMBERSHIP	200
		ICC VENTURA COUNTY MEMBERSHIP	100
		CALBO CITY MEMBERSHIP	300
			600

Code Compliance
(Division 6430)

The Code Compliance Division is responsible for ensuring that properties and buildings are maintained in compliance with City Codes. In that effort, the Code Compliance staff coordinates compliance actions with the Building & Safety Division, Engineering Division, Police Department (County Sheriff), City Attorney and other City departments. The Code Compliance Division responds to citizen complaints and conducts surveys to identify, investigate, and remediate Municipal Code violations, housing and occupancy violations, property maintenance concerns and other public nuisances. The division also verifies business registrations and is responsible for issuing temporary use permits, temporary sign permits, and solicitor and street vendor permits.

CODE COMPLIANCE

Budget Unit	Object	Account Title	11/12 Actual	12/13 Budget	12/13 Estimate	13/14 Recommended	13/14 Adopted
220064300000	9002	SALARIES (FULL-TIME)	79,004	100,692	101,331	98,601	99,423
220164300000	9002	SALARIES (FULL-TIME)	11,415	17,149	17,091	16,807	16,807
290164300000	9002	SALARIES (FULL-TIME)	6,230	0	0	0	0
290264300000	9002	SALARIES (FULL-TIME)	9,965	0	0	0	0
220064300000	9004	OVERTIME	0	500	0	500	500
220064300000	9011	WORKERS COMP INSURANCE	227	1,117	1,117	2,623	2,645
220164300000	9011	WORKERS COMP INSURANCE	15	190	190	447	447
290164300000	9011	WORKERS COMP INSURANCE	23	0	0	0	0
290264300000	9011	WORKERS COMP INSURANCE	39	0	0	0	0
220064300000	9013	PERS CONTRIBUTIONS	13,948	18,476	19,250	17,947	18,083
220164300000	9013	PERS CONTRIBUTIONS	2,047	3,193	3,321	3,101	3,101
290164300000	9013	PERS CONTRIBUTIONS	1,091	0	0	0	0
290264300000	9013	PERS CONTRIBUTIONS	1,799	0	0	0	0
220064300000	9014	MEDICARE	1,158	1,499	1,529	1,300	1,316
220164300000	9014	MEDICARE	166	259	263	221	221
290164300000	9014	MEDICARE	92	0	0	0	0
290264300000	9014	MEDICARE	148	0	0	0	0
220064300000	9016	BILINGUAL PAY	422	884	882	884	884
220164300000	9016	BILINGUAL PAY	139	208	207	208	208
290164300000	9016	BILINGUAL PAY	77	0	0	0	0
290264300000	9016	BILINGUAL PAY	118	0	0	0	0
220064300000	9018	LONGEVITY PAY	1,087	1,628	1,716	1,628	1,574
220164300000	9018	LONGEVITY PAY	248	336	335	336	336
290164300000	9018	LONGEVITY PAY	149	0	0	0	0
290264300000	9018	LONGEVITY PAY	255	0	0	0	0
220064300000	9019	FULL TIME DEFERRED COMP	0	0	0	2,091	2,107
220164300000	9019	FULL TIME DEFERRED COMP	0	0	0	343	343
220064300000	9020	UNIFORM ALLOWANCE	95	137	137	137	137
220164300000	9020	UNIFORM ALLOWANCE	30	46	46	46	46
290164300000	9020	UNIFORM ALLOWANCE	17	0	0	0	0
290264300000	9020	UNIFORM ALLOWANCE	28	0	0	0	0
220064300000	9030	OPEB-ANNUAL REQD CONTRIB	505	509	509	521	525
220164300000	9030	OPEB-ANNUAL REQD CONTRIB	34	87	87	89	89
220064300000	9040	DENTAL INSURANCE	1,476	1,963	1,835	1,963	1,898
220164300000	9040	DENTAL INSURANCE	207	333	317	333	333
290164300000	9040	DENTAL INSURANCE	152	0	0	0	0
290264300000	9040	DENTAL INSURANCE	211	0	0	0	0
220064300000	9041	VISION INSURANCE	198	255	250	255	247
220164300000	9041	VISION INSURANCE	31	48	48	48	48
290164300000	9041	VISION INSURANCE	22	0	0	0	0
290264300000	9041	VISION INSURANCE	32	0	0	0	0
220064300000	9042	GROUP LIFE INSURANCE	128	174	144	174	174
220164300000	9042	GROUP LIFE INSURANCE	13	20	20	20	20
290164300000	9042	GROUP LIFE INSURANCE	9	0	0	0	0
290264300000	9042	GROUP LIFE INSURANCE	16	0	0	0	0
220064300000	9043	ST/LT DISABILITY INSURANC	500	689	651	642	647
220164300000	9043	ST/LT DISABILITY INSURANC	70	117	117	109	109
290164300000	9043	ST/LT DISABILITY INSURANC	47	0	0	0	0
290264300000	9043	ST/LT DISABILITY INSURANC	78	0	0	0	0
220064300000	9044	EMPLOYEE ASSTANCE PROGR/	25	33	32	33	33
220164300000	9044	EMPLOYEE ASSTANCE PROGR/	4	7	7	7	7

CODE COMPLIANCE

Budget Unit	Object	Account Title	11/12 Actual	12/13 Budget	12/13 Estimate	13/14 Recommended	13/14 Adopted
290164300000	9044	EMPLOYEE ASSTANCE PROGR/	3	0	0	0	0
290264300000	9044	EMPLOYEE ASSTANCE PROGR/	5	0	0	0	0
220064300000	9045	MEDICAL HLTH INSURANCE	13,220	18,362	19,328	20,918	20,910
220164300000	9045	MEDICAL HLTH INSURANCE	2,298	3,715	3,979	4,252	4,252
290164300000	9045	MEDICAL HLTH INSURANCE	1,392	0	0	0	0
290264300000	9045	MEDICAL HLTH INSURANCE	2,181	0	0	0	0
			152,886	172,626	174,739	176,584	177,470
220064300000	9103	SPECIAL PROFESSIONAL SVCS	0	0	2,400	0	0
220064300000	9122	LEGAL SVCS-NON RETAINER	2,002	20,000	5,000	10,000	10,000
220064300000	9123	LEGAL SVCS-LITIGATION	5,953	40,000	15,000	20,000	20,000
220064300000	9205	SPECIAL DEPT SUPPLIES	291	500	600	600	600
220064300000	9221	MEMBERSHIPS & DUES	75	100	100	100	100
220064300000	9222	EDUCATION & TRAINING	0	200	200	200	200
220064300000	9223	CONFERENCES & MEETINGS	65	0	0	0	0
220064300000	9224	MILEAGE	376	372	372	372	0
220064300000	9226	AUTO ALLOWANCE	0	0	0	0	372
220064300000	9254	VEHICLE MAINTENANCE	121	800	1,000	1,000	1,000
220064300000	9255	GASOLINE/DIESEL	612	1,000	1,000	1,000	1,000
220064300000	9420	TELEPHONE SERVICE	294	273	388	306	189
220064300000	9424	CELLULAR PHONES/ALLOW	0	0	0	0	117
			9,789	63,245	26,060	33,578	33,578
			162,675	235,871	200,799	210,162	211,048

CITY OF MOORPARK
BUDGET LINE ITEM DETAIL
FISCAL YEAR 2013/14

DEPARTMENT: 6430 - CODE COMPLIANCE

OBJECT CODE	BUDGET UNIT	DESCRIPTION	AMOUNT
9205	220064300000	MISCELLANEOUS SPECIAL DEPARTMENT SUPPLIES	600
			600
9221	220064300000	CACEO MEMBERSHIP	100
			100
9222	220064300000	STAFF TRAINING - CCO	200
			200
9226	220064300000	AUTO ALLOWANCE - CDD 10%	372
			372
9420	220064300000	CCO CELL PHONE CHARGES	189
			189
9424	220064300000	CELL PHONE ALLOWANCE - CDD 10%	117
			117

Planning
(Division 6440)

The Planning Division is responsible for current and advance planning functions including, but not limited to review, processing, and overseeing condition compliance of all land development projects, environmental review, review and approval of building additions and other improvements, review of all new businesses and uses, sign program and permit review, Zoning Ordinance administration, administration of Development Agreements, preparation of demographic data and growth projections, General Plan administration, preparation and processing of Specific Plans, review of projects outside of the City, and preparation of special planning studies and projects. The Planning Division serves as staff to the Planning Commission.

PLANNING

Budget Unit	Object	Account Title	11/12 Actual	12/13 Budget	12/13 Estimate	13/14 Recommended	13/14 Adopted
220064400000	9002	SALARIES (FULL-TIME)	343,918	358,974	362,798	354,530	358,638
220064400000	9004	OVERTIME	214	1,000	287	1,000	1,000
220064400000	9011	WORKERS COMP INSURANCE	774	3,981	3,981	9,427	9,536
220064400000	9013	PERS CONTRIBUTIONS	60,435	64,775	67,221	63,466	64,149
220064400000	9014	MEDICARE	5,018	5,269	5,379	4,700	4,780
220064400000	9016	BILINGUAL PAY	1,884	1,612	1,612	1,612	1,612
220064400000	9018	LONGEVITY PAY	1,297	2,599	2,709	2,599	2,328
220064400000	9019	FULL TIME DEFERRED COMP	0	0	0	7,572	7,649
220064400000	9030	OPEB-ANNUAL REQD CONTRIB	1,725	1,815	1,815	1,871	1,893
220064400000	9040	DENTAL INSURANCE	6,257	6,623	6,299	6,623	6,295
220064400000	9041	VISION INSURANCE	773	778	778	778	738
220064400000	9042	GROUP LIFE INSURANCE	594	702	561	702	702
220064400000	9043	ST/LT DISABILITY INSURANC	2,232	2,455	2,289	2,308	2,335
220064400000	9044	EMPLOYEE ASSTANCE PROGRAM	101	102	102	102	102
220064400000	9045	MEDICAL HLTH INSURANCE	49,604	53,631	55,942	59,776	59,735
			474,826	504,316	511,773	517,066	521,492
100064400000	9103	SPECIAL PROFESSIONAL SVCS	0	0	0	170,000	170,000
220064400000	9103	SPECIAL PROFESSIONAL SVCS	7,193	201,740	0	0	0
220064400000	9122	LEGAL SVCS-NON RETAINER	4,438	15,000	10,000	15,000	15,000
220064400000	9205	SPECIAL DEPT SUPPLIES	5,905	22,500	6,000	20,000	20,000
220064400000	9220	PUBLICATIONS & SUBSCRIPT	1,155	1,000	1,000	1,000	1,000
220064400000	9221	MEMBERSHIPS & DUES	535	1,370	1,370	1,400	1,400
220064400000	9222	EDUCATION & TRAINING	149	700	700	700	700
220064400000	9223	CONFERENCES & MEETINGS	35	0	0	0	0
220064400000	9224	MILEAGE	2,725	2,260	2,260	2,260	400
220064400000	9226	AUTO ALLOWANCE	0	0	0	0	1,860
220064400000	9232	PRINTING	339	500	500	500	500
220064400000	9234	ADVERTISING	2,031	3,000	3,000	3,000	3,000
220064400000	9420	TELEPHONE SERVICE	339	420	627	583	0
220064400000	9424	CELLULAR PHONES/ALLOW	0	0	0	0	583
			24,843	248,490	25,457	214,443	214,443
200264408079	9820	TRANSFER TO OTHER FUNDS	10,885	0	0	0	0
			10,885	0	0	0	0
			510,554	752,806	537,230	731,509	735,935

CITY OF MOORPARK
BUDGET LINE ITEM DETAIL
FISCAL YEAR 2013/14

DEPARTMENT: 6440 - PLANNING

OBJECT CODE	BUDGET UNIT	DESCRIPTION	AMOUNT
9103	100064400000	HOUSING ELEMENT (NEW)	20,000
		GENERAL PLAN ENVIRONMENTAL IMPACT REPORT, LAND USE AND CIRCULATION ELEMENT PLANNING SERVICES	150,000
			170,000
9205	220064400000	GRAPHICS AND SPECIAL SUPPLIES	5,000
		GENERAL PLAN GRAPHICS (NEW)	15,000
			20,000
9220	220064400000	MISCELLANEOUS PLANNING PUBLICATIONS	1,000
			1,000
9221	220064400000	APA MEMBERSHIP (3 STAFF @ $400 EACH)	1,200
		AICP MEMBERSHIP (1 STAFF @ $200)	200
			1,400
9222	220064400000	STAFF TRAINING (3 STAFF @ $200 EACH)	600
		MILEAGE	100
			700
9224	220064400000	MISCELLANEOUS MILEAGE REIMBURSEMENT	400
			400
9226	220064400000	AUTO ALLOWANCE - CDD 50%	1,860
			1,860
9424	220064400000	CELL PHONE ALLOWANCE - CDD 50%	583
			583

Fiscal Year 2013/14

Parks, Recreation & Community Services Department
(Department 7100)

The Parks, Recreation & Community Services Department consists of the following divisions: Recreation, Active Adult Center, Facility operations and maintenance, Park Maintenance/Improvement, Open Space Maintenance, Landscaped Medians and Parkways, Art in Public Places, and High Street Arts Center.

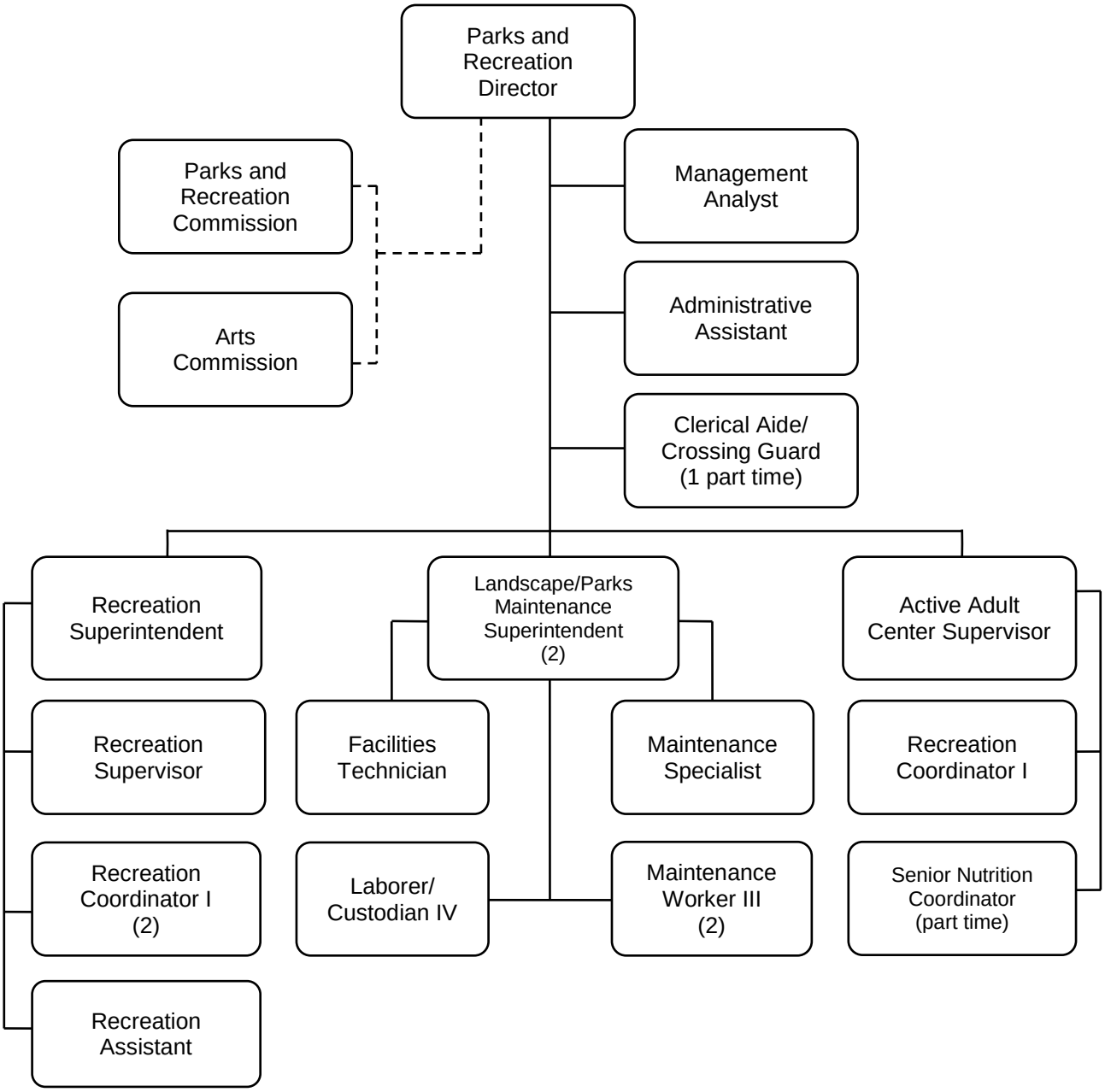

Expense and History
Parks, Recreation and Community Services
(Includes Lighting and Landscaping District)

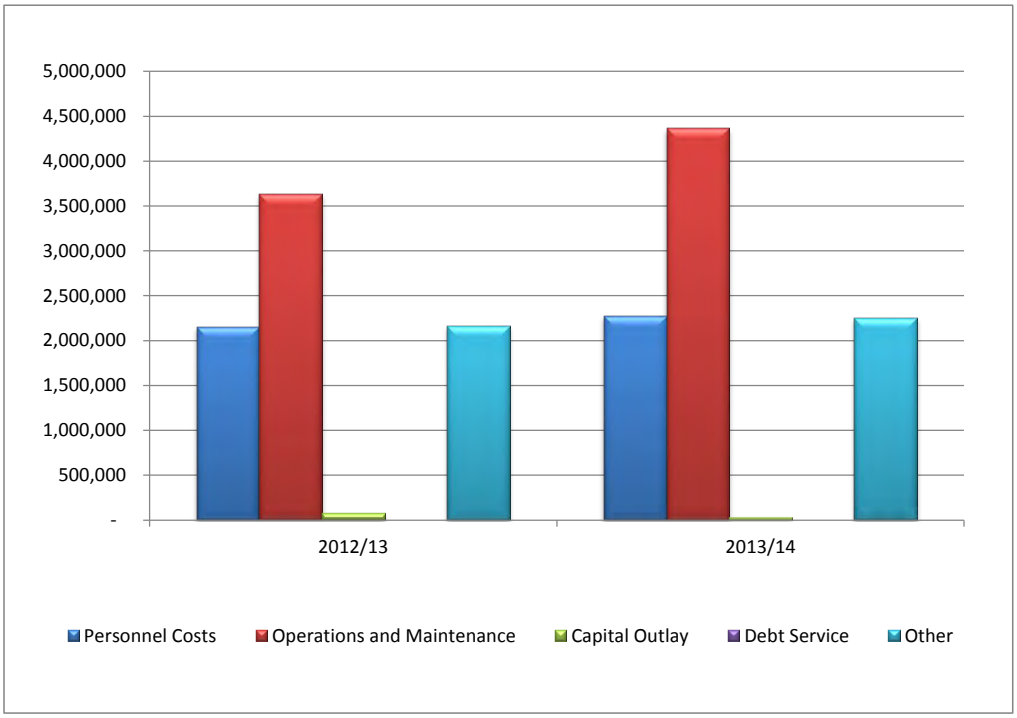

	2012/13 Estimated	2013/14 Adopted
Personnel Costs	2,148,839	2,271,350
Operations and Maintenance	3,633,500	4,363,119
Capital Outlay	75,562	32,000
Debt Service	-	-
Other	2,161,341	2,250,364
Total Expenses	**$8,019,242**	**$8,916,833**

Department Staffing		
Assistant City Manager	1.00	-
Parks and Recreation Director	-	1.00
Active Adult Center Supervisor	1.00	1.00
Administrative Assistant	1.00	1.00
Crossing Guards/Clerical Aide	0.48	-
Facilities Technician	1.00	1.00
Laborer III/Custodian (PT)	3.12	3.65
Landscape/Parks Maint Superintendent	1.00	2.00
Management Analyst	-	1.00
Maintenance Specialist	-	1.00
Maintenance Worker I/II/III	3.00	2.00
Parks/Landscape Manager	1.00	-
Recreation Aide	0.87	1.03
Recreation Assistant	1.00	1.00
Recreation Coordinator I/II/III	3.00	3.00
Recreation Leader I/II/III/IV (FT & PT)	6.00	5.85
Recreation Superintendent	1.00	1.00
Recreation Supervisor	1.00	1.00
Senior Nutrition Coordinator	0.48	0.48
Senior Management Analyst	1.00	-
Vector/Animal Control Specialist	1.00	-
Vector/Animal Control Technician	1.00	-
	28.95	**27.01**

Fiscal Year 2013/14

Parks, Recreation and Community Services Administration
(Division 7100)

The Administration Division is staffed by the Parks and Recreation Director and Administrative Assistant and oversees the management and function of the various divisions within the Department.

The Administration Division also coordinates the activities of the Parks and Recreation Commission, Arts Commission and Library Commission. Each Commission consists of five members who are appointed by the City Council to serve two-year terms. The Commissions meet monthly or bi-monthly to formulate plans and advise the City Council on matters pertinent to the City's programs, events, and park development.

PARKS & RECREATION ADMINISTRATION

Budget Unit	Object	Account Title	11/12 Actual	12/13 Budget	12/13 Estimate	13/14 Recommended	13/14 Adopted
100071000000	9001	HONORARIUMS	3,000	4,000	4,000	4,000	4,000
100071000000	9002	SALARIES (FULL-TIME)	121,474	121,594	122,952	66,495	68,734
250171000000	9002	SALARIES (FULL-TIME)	0	0	0	18,747	0
100071000000	9011	WORKERS COMP INSURANCE	309	1,349	1,349	1,874	1,874
100071000000	9013	PERS CONTRIBUTIONS	20,776	21,483	22,374	11,936	11,936
100071000000	9014	MEDICARE	1,811	1,806	2,096	864	864
100071000000	9018	LONGEVITY PAY	1,733	1,729	1,729	375	375
100071000000	9019	FULL TIME DEFERRED COMP	0	0	0	1,545	1,545
100071000000	9030	OPEB-ANNUAL REQD CONTRIB	620	615	615	351	351
100071000000	9040	DENTAL INSURANCE	1,087	956	1,140	1,041	1,041
100071000000	9041	VISION INSURANCE	164	133	172	125	125
100071000000	9042	GROUP LIFE INSURANCE	240	624	235	209	209
280071000000	9042	GROUP LIFE INSURANCE	0	0	0	778	0
100071000000	9043	ST/LT DISABILITY INSURANC	634	829	661	433	433
100071000000	9044	EMPLOYEE ASSTANCE PROGRAM	23	25	25	21	21
100071000000	9045	MEDICAL HLTH INSURANCE	18,597	18,232	18,481	12,098	12,098
			170,468	173,375	175,829	120,892	103,606
100071000000	9103	SPECIAL PROFESSIONAL SVCS	572	0	0	0	0
215171000000	9103	SPECIAL PROFESSIONAL SVCS	0	10,000	0	0	0
100071000000	9122	LEGAL SVCS-NON RETAINER	525	0	0	0	0
215171000000	9122	LEGAL SVCS-NON RETAINER	0	10,000	0	0	0
100071000000	9198	OVERHEAD ALLOC-SERVICES	24,879	37,113	35,721	44,593	44,593
100071000000	9202	OFFICE SUPPLIES	543	1,000	1,000	1,000	1,000
100071000000	9205	SPECIAL DEPT SUPPLIES	762	1,500	1,500	1,500	1,500
100071000000	9220	PUBLICATIONS & SUBSCRIPT	0	200	200	200	200
100071000000	9221	MEMBERSHIPS & DUES	3,890	2,040	2,040	2,040	2,040
100071000000	9222	EDUCATION & TRAINING	0	1,400	1,400	1,400	1,400
100071000000	9223	CONFERENCES & MEETINGS	1,743	2,500	2,500	1,600	1,600
100071000000	9224	MILEAGE	1,860	1,960	1,960	100	100
100071000000	9231	POSTAGE	784	1,000	1,000	1,000	1,000
100071000000	9298	OVERHEAD ALLOC-SUPPLIES	135,942	153,745	152,432	173,812	173,812
100071000000	9420	TELEPHONE SERVICE	404	420	633	338	0
100071007110	9420	TELEPHONE SERVICE	524	700	420	420	420
100071000000	9424	CELLULAR PHONES/ALLOW	0	0	0	0	338
100071000000	9498	OVERHEAD ALLOC-UTILITIES	13,486	17,010	17,016	18,647	18,647
			185,912	240,588	217,822	246,650	246,650
			356,380	413,963	393,651	367,542	350,256

CITY OF MOORPARK
BUDGET LINE ITEM DETAIL
FISCAL YEAR 2013/14

DEPARTMENT: 7100 - PARKS, RECREATION AND COMMUNITY SERVICES ADMINISTRATION

OBJECT CODE	BUDGET UNIT	DESCRIPTION	AMOUNT
9001	100071000000	PARKS & RECREATION COMMISSION MEETING COMPENSATION	4,000
			4,000
9205	100071000000	NAME PLATES, COMMISSION SUPPLIES, DEPT SUPPLIES	1,500
			1,500
9220	100071000000	BOOKS AND PUBLICATIONS	200
			200
9221	100071000000	CA PARKS AND RECREATION SOCIETY	450
		INTERNATIONAL CITY MANAGEMENT ASSOCIATION-ACM	1,400
		CA ASSOCIATION PARKS AND RECREATION COMMISSIONERS	190
			2,040
9222	100071000000	ADDITIONAL TRAINING FOR MANAGEMENT/ADMIN. SKILLS	1,400
			1,400
9223	100071000000	CPRS CONF. REG. FOR 1 P&R COMMISSIONERS (1 @ $200 EACH)	200
		TRAVEL, LODGING & PER DIEM FOR CPRS CONFERENCE	
		(1 PRCS STAFF, 1 COMMISSIONER)	1,400
			1,600
9224	100071000000	MISCELLANEOUS STAFF MILEAGE	100
			100
9420	100071007110	TELEPHONE SERVICE FOR MARQUEE SIGNS	420
			420
9424	100071000000	CELL PHONE ALLOWANCE - PRD 35%	338
			338

MOORPARK CALIFORNIA
INCORPORATED JULY 1 1983

Fiscal Year 2013/14

Arts Division (Formerly High Street Arts Center)
(Division 2610)

The Arts Division which includes the High Street Arts Center is part of the City of Moorpark's effort to revitalize Moorpark's Downtown High Street Area by providing a quality entertainment venue to attract Moorpark residents, area visitors, and businesses to High Street once again. Through a full season of theatrical performances together with community outreach, youth programming, rentals and participation in yearly local events such as the Moorpark Arts Festival and Country Days, the Arts Center has helped to raise awareness of the revitalization effort, as well as drawing business to downtown establishments.

The Moorpark Community Foundation for the Arts (Foundation) has partnered with the City to help revitalize High Street by providing quality cultural arts at the Arts Center. The Foundation's goal is to raise funding through private donations, private and public grants and other resources to support the arts. Ultimately, it will be the mission of the Foundation to provide substantial financial support to the Arts Center so that it may eventually become independent of the City subsidy and organizational control. The Foundation will also make financial assistance available to groups and individuals enabling access and participation in the visual and performing arts in Moorpark.

Beginning July 1, 2012, the City executed an operating agreement with Moorpark Foundation for the Arts to operate the High Street Arts Center as a performing art venue. In consideration for services provided, the City will pay the Foundation $25,000 annually for three years terminating June 30, 2015.

ARTS

Budget Unit	Object	Account Title	11/12 Actual	12/13 Budget	12/13 Estimate	13/14 Recommended	13/14 Adopted
100026100000	9001	HONORARIUMS	0	1,500	0	1,500	1,500
100026100000	9003	SALARIES (PART-TIME)	2,596	0	48	0	0
100026100000	9004	OVERTIME	36	0	0	0	0
100026100000	9011	WORKERS COMP INSURANCE	0	14	14	0	0
100026100000	9014	MEDICARE	38	0	1	0	0
100026100000	9017	PART-TIME RETIREMENT CONT	101	0	2	0	0
			2,772	1,514	65	1,500	1,500
100026100000	9102	CONTRACTUAL SERVICES	45,840	25,000	24,000	25,000	25,000
290226100000	9102	CONTRACTUAL SERVICES	16,586	0	0	0	0
290226105044	9102	CONTRACTUAL SERVICES	4,200	0	0	0	0
100026105044	9103	SPECIAL PROFESSIONAL SVCS	1,743	0	0	0	0
100026105047	9103	SPECIAL PROFESSIONAL SVCS	400	0	0	0	0
290226105044	9103	SPECIAL PROFESSIONAL SVCS	1,993	0	0	0	0
290226105045	9103	SPECIAL PROFESSIONAL SVCS	6,914	0	0	0	0
290226105046	9103	SPECIAL PROFESSIONAL SVCS	6,088	0	0	0	0
290226105047	9103	SPECIAL PROFESSIONAL SVCS	4,889	0	0	0	0
290226105053	9103	SPECIAL PROFESSIONAL SVCS	329	0	0	0	0
100026100000	9205	SPECIAL DEPT SUPPLIES	6,618	0	400	0	0
290226100000	9205	SPECIAL DEPT SUPPLIES	5,832	0	0	0	0
290226105044	9206	OTHER OPERATING SUPPLIES	3,097	0	0	0	0
290226105045	9206	OTHER OPERATING SUPPLIES	3,994	0	0	0	0
290226105046	9206	OTHER OPERATING SUPPLIES	126	0	0	0	0
290226100000	9211	EQUIPMENT RENTAL	217	0	0	0	0
290226105044	9211	EQUIPMENT RENTAL	139	0	0	0	0
100026100000	9231	POSTAGE	80	0	0	0	0
290226100000	9231	POSTAGE	2,018	0	0	0	0
100026100000	9232	PRINTING	570	0	0	0	0
290226105044	9232	PRINTING	1,150	0	0	0	0
290226105045	9232	PRINTING	2,396	0	0	0	0
290226105046	9232	PRINTING	665	0	0	0	0
290226105047	9232	PRINTING	732	0	0	0	0
290226105053	9232	PRINTING	118	0	0	0	0
100026100000	9234	ADVERTISING	691	0	0	0	0
100026105044	9234	ADVERTISING	533	0	0	0	0
290226100000	9234	ADVERTISING	4,592	0	0	0	0
290226105044	9234	ADVERTISING	1,310	0	0	0	0
290226105045	9234	ADVERTISING	5,286	0	0	0	0
290226105046	9234	ADVERTISING	284	0	0	0	0
290226105047	9234	ADVERTISING	2,136	0	0	0	0
290226105048	9234	ADVERTISING	191	0	0	0	0
100026100000	9251	OTHER EQUIPMENT MAINT	1,767	0	0	0	0
290226100000	9251	OTHER EQUIPMENT MAINT	139	0	0	0	0
100026100000	9252	PROPERTY MAINTENANCE	4,723	0	720	720	720
290226100000	9252	PROPERTY MAINTENANCE	5,091	0	0	0	0
100026100000	9413	ELECTRICITY	8,556	0	1,803	0	0
290226100000	9413	ELECTRICITY	11,479	0	0	0	0
100026100000	9415	WATER	568	0	0	0	0
290226100000	9415	WATER	609	0	0	0	0
100026100000	9420	TELEPHONE SERVICE	1,017	0	1,800	1,800	1,800
290226100000	9420	TELEPHONE SERVICE	1,145	0	0	0	0

ARTS

Budget Unit	Object	Account Title	11/12 Actual	12/13 Budget	12/13 Estimate	13/14 Recommended	13/14 Adopted
			166,852	25,000	28,723	27,520	27,520
290226100000	9504	OTHER EQUIPMENT	4,316	0	0	0	0
			4,316	0	0	0	0
			173,940	26,514	28,788	29,020	29,020

CITY OF MOORPARK
BUDGET LINE ITEM DETAIL
FISCAL YEAR 2013/14

DEPARTMENT: 2610 - ARTS

OBJECT CODE	BUDGET UNIT	DESCRIPTION	AMOUNT
9001	100026100000	ARTS COMMISSION MEETING COMPENSATION	1,500
			1,500
9102	100026100000	MOORPARK FOUNDATION FOR THE ARTS	25,000
			25,000
9252	100026100000	BAY ALARM @ 782 MOORPARK AVE STORAGE $180/QTR (REIMBURSED BY MOORPARK FOUNDATION FOR THE ARTS)	720
			720
9420	100026100000	HSAC TELEPHONE EXPENSE (REIMBURSED BY MOORPARK FOUNDATION FOR THE ARTS)	1,800
			1,800

Active Adult Center
(Division 7610)

The Parks, Recreation and Community Services Department is responsible for administering and coordinating the City's Active Adult Center, which provides ongoing programs and services, as well as special activities, for individuals 55 years of age or older. The City receives a grant from the Ventura County Area Agency on Aging to provide congregate and home delivered meals that are served daily at the Active Adult Center.

The Active Adult Center is staffed by two full-time employees and one part-time employee, and a large number of volunteers to provide and/or coordinate ongoing services and activities, including the congregate and home delivered meals, free health screenings, information and referral services, dance and exercise classes, special interest classes (such as computer, arts and crafts), educational classes and health specialist presentations, monthly birthday luncheons, movie/video screenings, bingo, and drop-in-bridge. Additionally, the Center publishes a monthly newsletter featuring a calendar of events and activities.

ACTIVE ADULT CENTER

Budget Unit	Object	Account Title	11/12 Actual	12/13 Budget	12/13 Estimate	13/14 Recommended	13/14 Adopted
100076100000	9002	SALARIES (FULL-TIME)	116,676	124,393	123,829	134,281	138,802
100076100000	9003	SALARIES (PART-TIME)	13,592	15,642	14,028	15,996	16,535
100076100000	9004	OVERTIME	30	1,000	500	500	500
100076100000	9011	WORKERS COMP INSURANCE	258	1,598	1,598	4,102	4,101
100076100000	9013	PERS CONTRIBUTIONS	20,533	22,578	23,215	24,276	24,276
100076100000	9014	MEDICARE	1,924	2,063	2,056	1,810	1,810
100076100000	9016	BILINGUAL PAY	832	832	1,152	1,664	1,664
100076100000	9017	PART-TIME RETIREMENT CONT	510	587	526	600	600
100076100000	9019	FULL TIME DEFERRED COMP	0	0	0	2,686	2,686
100076100000	9030	OPEB-ANNUAL REQD CONTRIB	661	708	708	793	793
100076100000	9040	DENTAL INSURANCE	2,733	2,057	2,976	2,820	2,820
100076100000	9041	VISION INSURANCE	303	287	368	359	359
100076100000	9042	GROUP LIFE INSURANCE	233	211	217	228	228
100076100000	9043	ST/LT DISABILITY INSURANC	500	852	809	874	874
100076100000	9044	EMPLOYEE ASSTANCE PROGRAM	54	54	54	54	54
100076100000	9045	MEDICAL HLTH INSURANCE	28,578	29,721	33,169	36,023	36,023
			187,416	202,583	205,205	227,066	232,125
100076100000	9102	CONTRACTUAL SERVICES	9,758	9,200	9,200	9,200	9,200
100076107619	9102	CONTRACTUAL SERVICES	3,868	3,800	3,800	3,800	3,800
100076107619	9103	SPECIAL PROFESSIONAL SVCS	3,620	6,900	6,900	6,900	6,900
100076100000	9202	OFFICE SUPPLIES	1,969	2,530	2,530	2,830	2,830
100076100000	9205	SPECIAL DEPT SUPPLIES	4,013	11,900	11,900	11,900	11,900
100076107619	9205	SPECIAL DEPT SUPPLIES	3,339	3,500	3,500	3,500	3,500
100076100000	9208	SMALL TOOLS	0	1,000	1,000	1,000	1,000
100076107619	9208	SMALL TOOLS	22	1,100	1,100	1,100	1,100
100076100000	9220	PUBLICATIONS & SUBSCRIPT	222	250	275	250	250
100076100000	9221	MEMBERSHIPS & DUES	560	750	750	750	750
100076100000	9222	EDUCATION & TRAINING	0	500	500	500	500
100076107619	9222	EDUCATION & TRAINING	0	100	53	100	100
100076100000	9223	CONFERENCES & MEETINGS	565	2,600	918	1,400	1,400
100076100000	9224	MILEAGE	1,152	2,500	2,500	2,500	2,500
100076107619	9224	MILEAGE	415	0	0	0	0
100076100000	9231	POSTAGE	808	2,300	2,000	2,000	2,000
100076100000	9232	PRINTING	754	2,000	1,000	2,000	2,000
100076107601	9244	RECREATION PROGRAM SUPPLI	2,333	0	0	3,100	3,100
100076107602	9244	RECREATION PROGRAM SUPPLI	2,798	3,500	3,500	3,500	3,500
100076107619	9244	RECREATION PROGRAM SUPPLI	0	600	600	600	600
100076107623	9244	RECREATION PROGRAM SUPPLI	0	2,000	0	2,000	2,000
100076100000	9251	OTHER EQUIPMENT MAINT	1,350	2,900	2,900	2,900	2,900
100076100000	9420	TELEPHONE SERVICE	188	300	191	300	300
			37,734	60,230	55,117	62,130	62,130
			225,151	262,813	260,322	289,196	294,255

CITY OF MOORPARK
BUDGET LINE ITEM DETAIL
FISCAL YEAR 2013/14

DEPARTMENT: 7610 - ACTIVE ADULT CENTER

OBJECT CODE	BUDGET UNIT	DESCRIPTION	AMOUNT
9102	100076100000	CLASS INSTRUCTION	8,900
		LICENSING	300
			9,200
	100076107619	SR CTR TRUST: CLASS INSTRUCTION	3,800
			3,800
9103	100076107619	MONTHLY ENTERTAINMENT	2,400
		SCMAAF INSURANCE	1,400
		ASCAP	200
		MOTION PICTURE LICENSING	175
		SENIOR DAY TRIPS	2,500
		BROADCAST MUSIC INC.	175
		BOARD OF BARBERING	50
			6,900
9202	100076100000	GENERAL OFFICE SUPPLIES	2,830
			2,830
9205	100076100000	PROGRAMS AND CLASS SUPPLIES	4,600
		GRANT-FUNDED SR. NUTRITION PROGRAM	7,100
		TABLE REPLACEMENT	200
			11,900
	100076107619	SR CTR TRUST: PROGRAMS AND CLASSES	2,500
		SPECIAL EVENTS	500
		HOSPITALITY	500
			3,500
9208	100076100000	CLASS, FACILITY AND MISCELLANEOUS SUPPLIES	1,000
			1,000
	100076107619	SR CTR TRUST: SPECIAL EQUIPMENT FOR ACTIVE ADULT CENTER	
		PROGRAMS AND CLASSES	1,100
			1,100
9220	100076100000	PUBLICATIONS AND SUBSCRIPTIONS ON AGING & RECREATION	250
			250
9221	100076100000	CPRS (2 MEMBERSHIPS)	290
		CA ASSN OF SR SERVICE CTRS (ORG. MEMBERSHIP - 3 STAFF)	50

CITY OF MOORPARK
BUDGET LINE ITEM DETAIL
FISCAL YEAR 2013/14

DEPARTMENT: 7610 - ACTIVE ADULT CENTER

OBJECT CODE	BUDGET UNIT	DESCRIPTION	AMOUNT
9221	100076100000	AMERICAN SOCIETY ON AGING	185
		NATIONAL COUNCIL ON AGING	195
		VC VOLUNTEER COORDINATORS COUNCIL	30
			750
9222	100076100000	EDUCATION & TRAINING FOR 2 FT STAFF	500
			500
	100076107619	SR CTR TRUST: EDUCATION AND TRAINING (VOLUNTEERS)	100
			100
9223	100076100000	REGISTRATION, MEALS, LODGING & TRAVEL FOR CASSC	1,200
		VCCF LEADERSHIP COUNCIL QUARTERLY MEETINGS	100
		REGISTRATION AND MEAL FOR CALIFORNIA SENIOR FORUM	100
			1,400
9224	100076100000	GRANT FUNDED SR NUTRITION PROGRAM VOLUNTEER MILEAGE	2,500
			2,500
9231	100076100000	NEWSLETTER POSTAGE	1,000
		SPECIAL EVENT MAILING	500
		GENERAL CORRESPONDENCE	500
		($300 RE-ALLOCATED FROM ACCT. # 9231 TO ACCT. 9202)	
			2,000
9232	100076100000	NEWSLETTER PRINTING	1,500
		(REVENUE $400 INCLUDED IN 1000.7610.0000.3878)	
		BUSINESS CARDS	300
		SPECIAL EVENT MARKETING	200
			2,000
9244	100076107601	SENIOR GAMES EVENTS (EVERY OTHER YEAR)	3,100
			3,100
	100076107602	VOLUNTEER RECOGNITION BANQUET	3,500
			3,500
	100076107619	BINGO EVENT SUPPLIES	600
			600
	100076107623	NEW YEAR'S EVENT	2,000

CITY OF MOORPARK
BUDGET LINE ITEM DETAIL
FISCAL YEAR 2013/14

DEPARTMENT: 7610 - ACTIVE ADULT CENTER

OBJECT CODE	BUDGET UNIT	DESCRIPTION	AMOUNT
			2,000
9251	100076100000	ATTENDANCE/REGISTRATION TRACKING EQUIPMENT MAINT.	1,350
		SANITIZER, FREEZER, REFRIGERATOR AND CONVECTION OVEN REPAIR AND SUPPLIES	1,550
			2,900
9420	100076100000	FAX MODEM CHARGES	300
			300

Facilities
(Division 7620)

The Parks, Recreation and Community Services Department coordinates maintenance services and rental activities for all City facilities, except those managed by the Successor Agency for the Moorpark Redevelopment Agency. Facilities that fall under this division include City Hall, the Community Center, Active Adult Center, Library, Arroyo Vista Recreation Center, Moorpark Public Services Facility, High Street Arts Center, Police Services Center and Ruben Castro Human Services Center. The budget for this division includes all costs associated with custodial maintenance, building repairs, and general upkeep. The City's Community Center and Arroyo Vista Recreation Center, located at 799 Moorpark Avenue and 4550 Tierra Rejada Road, respectively, are used for public meetings, special events, recreational activities and sports programs. The Community Center is the primary formal meeting place for the City Council, Planning Commission, and Parks and Recreation Commission. Arroyo Vista Recreation Center is geared primarily toward recreational activities, including classes, sports activities, and teen programs. The Community Center and Recreation Center are also available for rental by community groups for private functions. Rental rates and availability vary, depending upon the type of event planned and the space required.

FACILITIES

Object	Account Title	11/12 Actual	12/13 Budget	12/13 Estimate	13/14 Recommended	13/14 Adopted
9002	SALARIES (FULL-TIME)	152,622	152,313	148,031	152,737	157,198
9003	SALARIES (PART-TIME)	3,065	5,732	4,837	5,269	5,446
9004	OVERTIME	866	2,000	4,838	2,000	2,000
9011	WORKERS COMP INSURANCE	383	1,753	1,753	4,632	4,631
9013	PERS CONTRIBUTIONS	27,049	27,875	28,110	27,613	27,613
9014	MEDICARE	2,289	2,351	2,329	1,962	1,962
9016	BILINGUAL PAY	146	126	108	84	84
9017	PART-TIME RETIREMENT CONT	112	214	181	197	197
9018	LONGEVITY PAY	1,591	1,738	1,723	1,632	1,632
9019	FULL TIME DEFERRED COMP	0	0	0	3,412	3,412
9020	UNIFORM ALLOWANCE	689	1,164	1,164	868	868
9030	OPEB-ANNUAL REQD CONTRIB	795	799	799	919	919
9040	DENTAL INSURANCE	3,818	4,023	4,285	4,910	4,910
9041	VISION INSURANCE	498	490	584	583	583
9042	GROUP LIFE INSURANCE	238	210	270	254	254
9043	ST/LT DISABILITY INSURANC	1,009	1,043	1,156	1,100	1,100
9044	EMPLOYEE ASSTANCE PROGRAM	68	65	75	74	74
9045	MEDICAL HLTH INSURANCE	31,700	31,128	33,432	41,940	41,940
9102	CONTRACTUAL SERVICES	59,440	109,000	94,400	109,000	109,000
9103	SPECIAL PROFESSIONAL SVCS	13,728	5,000	3,000	5,000	5,000
9201	COMP SUPP/EQUIP NON-CAPIT	0	500	250	0	0
9202	OFFICE SUPPLIES	3,253	5,500	3,500	5,500	5,500
9204	SHOP & OPERATING SUPPLIES	19,904	32,400	21,710	29,110	29,110
9205	SPECIAL DEPT SUPPLIES	2,006	1,500	531	1,500	1,500
9208	SMALL TOOLS	539	1,800	1,150	1,800	1,800
9222	EDUCATION & TRAINING	1,754	1,200	1,000	1,200	1,200
9251	OTHER EQUIPMENT MAINT	2,616	1,000	500	1,000	1,000
9252	PROPERTY MAINTENANCE	347,770	257,951	207,653	218,500	218,500
9254	VEHICLE MAINTENANCE	1,173	4,000	2,500	4,000	4,000
9255	GASOLINE/DIESEL	3,745	5,000	1,500	5,000	5,000
9272	PROPERTY TAX PAYMENTS	6,710	11,000	7,700	7,800	7,800
9331	LANDSCAPE SERVICES	5,334	10,625	7,137	11,110	11,110
9413	ELECTRICITY	119,638	219,000	182,250	214,600	214,600
9415	WATER	33,246	62,600	42,100	54,300	54,300
9416	NATURAL GAS	5,355	12,800	5,800	12,800	12,800
9418	UTILITY PERMIT FEES	0	800	800	1,300	1,300
9420	TELEPHONE SERVICE	1,456	3,348	1,825	1,332	700
9421	PAY PHONE USE	1,050	1,600	1,400	1,400	1,400
9502	FURNITURE & FIXTURES	0	87,400	0	0	0
		855,657	1,067,048	820,381	936,438	940,443

FACILITIES

Location	Budget Unit	Object	Account Title	11/12 Actual	12/13 Budget	12/13 Estimate	13/14 Recommended	13/14 for Approval
0000 - COMMUNITY FACILITIES	100076200000	9002	SALARIES (FULL-TIME)	152,622	152,313	148,031	132,503	136,964
	100076200000	9004	OVERTIME	426	1,000	4,738	1,000	1,000
	100076200000	9011	WORKERS COMP INSURANCE	341	1,689	1,689	3,524	3,523
	200176200000	9011	WORKERS COMP INSURANCE	0	0	0	430	430
	100076200000	9013	PERS CONTRIBUTIONS	27,049	27,875	28,110	23,965	23,965
	100076200000	9014	MEDICARE	2,237	2,267	2,257	1,645	1,645
	100076200000	9016	BILINGUAL PAY	146	126	108	84	84
	100076200000	9018	LONGEVITY PAY	1,591	1,738	1,723	1,268	1,268
	200176200000	9018	LONGEVITY PAY	0	0	0	162	162
	200176200000	9019	FULL TIME DEFERRED COMP	0	0	0	327	327
	100076200000	9019	FULL TIME DEFERRED COMP	0	0	0	2,676	2,676
	100076200000	9020	UNIFORM ALLOWANCE	689	1,164	1,164	868	868
	100076200000	9030	OPEB-ANNUAL REQD CONTRIB	760	771	771	699	699
	200176200000	9030	OPEB-ANNUAL REQD CONTRIB	0	0	0	85	85
	200176200000	9040	DENTAL INSURANCE	0	0	0	429	429
	100076200000	9040	DENTAL INSURANCE	3,818	4,023	4,285	3,945	3,945
	100076200000	9041	VISION INSURANCE	498	490	584	471	471
	200176200000	9041	VISION INSURANCE	0	0	0	50	50
	200176200000	9042	GROUP LIFE INSURANCE	0	0	0	29	29
	100076200000	9042	GROUP LIFE INSURANCE	238	210	270	188	188
	100076200000	9043	ST/LT DISABILITY INSURANC	1,009	1,043	1,156	863	863
	200176200000	9043	ST/LT DISABILITY INSURANC	0	0	0	105	105
	200176200000	9044	EMPLOYEE ASSTANCE PROGRA	0	0	0	5	5
	100076200000	9044	EMPLOYEE ASSTANCE PROGRA	68	65	75	62	62
	100076200000	9045	MEDICAL HLTH INSURANCE	31,700	31,128	33,432	34,126	34,126
	200176200000	9045	MEDICAL HLTH INSURANCE	0	0	0	3,473	3,473
				223,191	225,902	228,393	212,982	217,442
	100076200000	9102	CONTRACTUAL SERVICES	8,448	17,300	16,000	17,300	17,300
	100076200000	9103	SPECIAL PROFESSIONAL SVCS	13,728	0	0	0	0
	100076200000	9201	COMP SUPP/EQUIP NON-CAPIT	0	500	250	0	0
	100076200000	9202	OFFICE SUPPLIES	3,253	5,500	3,500	5,500	5,500
	100076200000	9204	SHOP & OPERATING SUPPLIES	12,666	10,600	8,000	10,600	10,600
	100076200000	9205	SPECIAL DEPT SUPPLIES	2,006	0	31	0	0
	100076200000	9208	SMALL TOOLS	539	1,000	800	1,000	1,000
	100076200000	9222	EDUCATION & TRAINING	1,754	1,200	1,000	1,200	1,200
	100076200000	9251	OTHER EQUIPMENT MAINT	2,616	1,000	500	1,000	1,000
	100076200000	9252	PROPERTY MAINTENANCE	179,860	65,898	65,000	85,900	85,900
	260976200000	9252	PROPERTY MAINTENANCE	62,806	34,032	34,032	0	0
	200176200000	9252	PROPERTY MAINTENANCE	0	2,700	0	0	0
	100076200000	9254	VEHICLE MAINTENANCE	1,173	4,000	2,500	4,000	4,000
	100076200000	9255	GASOLINE/DIESEL	3,745	5,000	1,500	5,000	5,000
	100076200000	9272	PROPERTY TAX PAYMENTS	6,710	11,000	7,000	7,100	7,100
	100076200000	9331	LANDSCAPE SERVICES	2,142	2,025	1,443	1,500	1,500
	100076200000	9413	ELECTRICITY	2,136	4,400	2,000	4,400	4,400
	100076200000	9416	NATURAL GAS	1,781	2,900	1,600	2,900	2,900
	100076200000	9420	TELEPHONE SERVICE	889	648	1,276	632	0
	100076200000	9421	PAY PHONE USE	500	800	800	800	800

FACILITIES

Location	Budget Unit	Object	Account Title	11/12 Actual	12/13 Budget	12/13 Estimate	13/14 Recommended	13/14 for Approval
				306,753	170,503	147,232	148,832	148,200
				529,945	396,405	375,625	361,814	365,642
0000 - FACILITIES - SA HOUSING	220176200000	9002	SALARIES (FULL-TIME)	0	0	0	20,234	20,234
	220176200000	9011	WORKERS COMP INSURANCE	0	0	0	538	538
	220176200000	9013	PERS CONTRIBUTIONS	0	0	0	3,648	3,648
	220176200000	9014	MEDICARE	0	0	0	240	240
	220176200000	9018	LONGEVITY PAY	0	0	0	202	202
	220176200000	9019	FULL TIME DEFERRED COMP	0	0	0	409	409
	220176200000	9030	OPEB-ANNUAL REQD CONTRIB	0	0	0	107	107
	220176200000	9040	DENTAL INSURANCE	0	0	0	536	536
	220176200000	9041	VISION INSURANCE	0	0	0	62	62
	220176200000	9042	GROUP LIFE INSURANCE	0	0	0	37	37
	220176200000	9043	ST/LT DISABILITY INSURANC	0	0	0	132	132
	220176200000	9044	EMPLOYEE ASSTANCE PROGRA	0	0	0	7	7
	220176200000	9045	MEDICAL HLTH INSURANCE	0	0	0	4,341	4,341
				0	0	0	30,493	30,493
				0	0	0	30,493	30,493
0000 - LIBRARY FACILITIES	101076200000	9102	CONTRACTUAL SERVICES	18,178	23,500	20,000	23,500	23,500
	101076200000	9204	SHOP & OPERATING SUPPLIES	1,118	8,000	1,000	4,000	4,000
	101076200000	9252	PROPERTY MAINTENANCE	21,396	24,945	24,000	12,500	12,500
	215476200000	9252	PROPERTY MAINTENANCE	0	0	0	16,000	16,000
	101076200000	9331	LANDSCAPE SERVICES	1,442	2,000	1,443	1,500	1,500
	101076200000	9413	ELECTRICITY	11,856	18,000	15,000	18,000	18,000
	101076200000	9415	WATER	3,817	6,000	3,000	4,500	4,500
	101076200000	9416	NATURAL GAS	725	1,200	500	1,200	1,200
	101076200000	9420	TELEPHONE SERVICE	377	2,400	357	400	400
	101076200000	9421	PAY PHONE USE	550	800	600	600	600
				59,459	86,845	65,900	82,200	82,200
				59,459	86,845	65,900	82,200	82,200
2005 - POLICE SERVICES CENTER	100076202005	9102	CONTRACTUAL SERVICES	755	800	700	800	800
	100076202005	9204	SHOP & OPERATING SUPPLIES	0	0	210	210	210
	100076202005	9252	PROPERTY MAINTENANCE	32,967	42,130	25,000	31,600	31,600
	100076202005	9272	PROPERTY TAX PAYMENTS	0	0	100	100	100
	100076202005	9413	ELECTRICITY	46,055	70,000	70,000	70,000	70,000
	100076202005	9415	WATER	18,932	25,000	20,000	25,000	25,000
	100076202005	9418	UTILITY PERMIT FEES	0	500	500	500	500

FACILITIES

Location	Budget Unit	Object	Account Title	11/12 Actual	12/13 Budget	12/13 Estimate	13/14 Recommended	13/14 for Approval
				98,709	138,430	116,510	128,210	128,210
				98,709	138,430	116,510	128,210	128,210
2012 - CITY HALL MODULAR BUILDIN	100076202012	9252	PROPERTY MAINTENANCE	8,229	8,229	8,229	0	0
				8,229	8,229	8,229	0	0
				8,229	8,229	8,229	0	0
5020 - R CASTRO HUMAN SVCS CTR	100076205020	9102	CONTRACTUAL SERVICES	0	19,100	23,000	19,100	19,100
	100076205020	9204	SHOP & OPERATING SUPPLIES	0	5,000	1,000	5,000	5,000
	100076205020	9252	PROPERTY MAINTENANCE	0	15,000	15,000	15,000	15,000
	100076205020	9331	LANDSCAPE SERVICES	0	4,800	2,500	4,800	4,800
	100076205020	9413	ELECTRICITY	185	42,000	30,000	42,000	42,000
	100076205020	9415	WATER	0	20,000	8,000	15,000	15,000
	100076205020	9416	NATURAL GAS	0	4,500	2,000	4,500	4,500
	100076205020	9418	UTILITY PERMIT FEES	0	0	0	500	500
				185	110,400	81,500	105,900	105,900
				185	110,400	81,500	105,900	105,900
5030 - HIGH STREET ARTS CENTER	100076205030	9102	CONTRACTUAL SERVICES	0	7,100	1,500	7,100	7,100
	100076205030	9103	SPECIAL PROFESSIONAL SVCS	0	5,000	3,000	5,000	5,000
	100076205030	9205	SPECIAL DEPT SUPPLIES	0	1,500	500	1,500	1,500
	100076205030	9252	PROPERTY MAINTENANCE	0	7,500	5,000	7,500	7,500
				0	21,100	10,000	21,100	21,100
				0	21,100	10,000	21,100	21,100
5052 - HIGH ST PUBLIC PARKING	200176205052	9252	PROPERTY MAINTENANCE	0	3,200	0	0	0
	100076205052	9272	PROPERTY TAX PAYMENTS	0	0	600	600	600
	100076205052	9331	LANDSCAPE SERVICES	307	300	308	310	310
	100076205052	9413	ELECTRICITY	269	400	250	2,000	2,000
	100076205052	9415	WATER	1,769	3,000	1,800	3,000	3,000
				2,345	6,900	2,958	5,910	5,910
				2,345	6,900	2,958	5,910	5,910

FACILITIES

Location	Budget Unit	Object	Account Title	11/12 Actual	12/13 Budget	12/13 Estimate	13/14 Recommended	13/14 for Approval
7701 - ARROYO VISTA COMM. CENTER	100076207701	9102	CONTRACTUAL SERVICES	27,559	30,800	28,000	30,800	30,800
	100076207701	9204	SHOP & OPERATING SUPPLIES	4,681	6,800	9,500	6,800	6,800
	100076207701	9208	SMALL TOOLS	0	500	200	500	500
	100076207701	9252	PROPERTY MAINTENANCE	22,626	34,925	15,000	29,000	29,000
	100076207701	9413	ELECTRICITY	28,251	32,200	30,000	32,200	32,200
	100076207701	9415	WATER	1,822	2,300	1,800	2,300	2,300
	100076207701	9416	NATURAL GAS	2,219	3,200	1,000	3,200	3,200
				87,158	110,725	85,500	104,800	104,800
	100076207701	9502	FURNITURE & FIXTURES	0	87,400	0	0	0
				0	87,400	0	0	0
				87,158	198,125	85,500	104,800	104,800
7702 - FACILITY RENTALS	100076207702	9003	SALARIES (PART-TIME)	3,065	5,732	4,837	5,269	5,446
	100076207702	9004	OVERTIME	440	1,000	100	1,000	1,000
	100076207702	9011	WORKERS COMP INSURANCE	42	64	64	140	140
	100076207702	9014	MEDICARE	53	84	72	77	77
	100076207702	9017	PART-TIME RETIREMENT CONT	112	214	181	197	197
	100076207702	9030	OPEB-ANNUAL REQD CONTRIB	35	28	28	28	28
				3,747	7,122	5,282	6,711	6,888
				3,747	7,122	5,282	6,711	6,888
7704 - ACTIVE ADULT CENTER	100076207704	9102	CONTRACTUAL SERVICES	0	1,000	200	1,000	1,000
	100076207704	9252	PROPERTY MAINTENANCE	1,795	4,000	1,000	4,000	4,000
	260976207704	9252	PROPERTY MAINTENANCE	9,048	592	592	0	0
	100076207704	9413	ELECTRICITY	17,090	31,000	20,000	25,000	25,000
	100076207704	9415	WATER	5,329	2,500	6,500	2,000	2,000
				33,262	39,092	28,292	32,000	32,000
				33,262	39,092	28,292	32,000	32,000
8041 - MAINTENANCE YARD	100076208041	9102	CONTRACTUAL SERVICES	4,500	9,400	5,000	9,400	9,400
	100076208041	9204	SHOP & OPERATING SUPPLIES	1,439	2,000	2,000	2,500	2,500
	100076208041	9208	SMALL TOOLS	0	300	150	300	300
	100076208041	9252	PROPERTY MAINTENANCE	9,043	14,800	14,800	17,000	17,000
	100076208041	9331	LANDSCAPE SERVICES	1,442	1,500	1,443	1,500	1,500
	100076208041	9413	ELECTRICITY	13,796	21,000	15,000	21,000	21,000

FACILITIES

Location	Budget Unit	Object	Account Title	11/12 Actual	12/13 Budget	12/13 Estimate	13/14 Recommended	13/14 for Approval
8041 - MAINTENANCE YARD	100076208041	9415	WATER	1,577	3,800	1,000	2,500	2,500
	100076208041	9416	NATURAL GAS	629	1,000	700	1,000	1,000
	100076208041	9418	UTILITY PERMIT FEES	0	300	300	300	300
	100076208041	9420	TELEPHONE SERVICE	191	300	192	300	300
				32,618	54,400	40,585	55,800	55,800
				32,618	54,400	40,585	55,800	55,800
8061 - NORTH HILLS PARKWAY	100076208061	9331	LANDSCAPE SERVICES	0	0	0	1,500	1,500
				0	0	0	1,500	1,500
				0	0	0	1,500	1,500
				855,657	1,067,048	820,381	936,438	940,443

CITY OF MOORPARK
BUDGET LINE ITEM DETAIL
FISCAL YEAR 2013/14

DEPARTMENT: 7620 - FACILITIES

LOCATION	OBJECT	DESCRIPTION	AMOUNT
0000 - COMMUNITY FACILITIES	9102	COMMUNITY CTR & CITY HALL:	
		BAY ALARM	6,800
		BAY ALARM FIRE MONITORING	6,200
		PEST CONTROL	800
		VC AIR POLLUTION	1,500
		ELECTRICAL (OILFIELD)	2,000
			17,300
	9204	COMMUNITY CTR & CITY HALL: ALL SMALL PARTS, PAPER	
		MEDICAL SUPPLIES	500
		SANITARY	2,100
		JANITORIAL	2,600
		STAPLES	3,300
		MISC	2,100
			10,600
	9208	TOOLS USED ON FACILITIES	1,000
			1,000
	9222	$200 FOR 3 EMPLOYEES	600
		REFERENCE BOOKS AND MATERIALS	600
			1,200
	9251	MAINTENANCE FOR LARGE CLEANING EQUIPMENT	1,000
			1,000
	9252	COMMUNITY FACILITIES:	
		PLUMBING	3,200
		HVAC MAINTENANCE	8,000
		ELECTRICAL MAINTENANCE	5,000
		GENERAL MAINTENANCE & REPAIR	15,000
		GENERATOR PREVENTATIVE MAINTENANCE	3,000
		APRICOT ROOM CABINET RESTORATION (NEW)	6,000
		ADMINISTRATION PAINTING (EXTERIOR) (NEW)	11,000
		COMMERCIAL RANGE KITCHEN	1,200
		DECK REPAIRS	2,500
		ADA IMPROVEMENTS	3,000
		CARD READERS (NEW) (GF RESERVE)	28,000
			85,900
	9254	GENERAL MAINTENANCE, FACILITY TECH	1,000
		SUPERINTENDENT	3,000
			4,000
	9272	PARK MAINTENANCE ASSESSMENT FOR CITY-OWNED PROPERTIES	7,100
			7,100
	9331	CIVIC CENTER LANDSCAPE SERVICES	1,500
			1,500
	9421	PAY PHONE	800
			800
	9424	CELL PHONE ALLOWANCE - FT 80%	532
		CELL PHONE ALLOWANCE - LPM SUPT 15%	100
			632

CITY OF MOORPARK
BUDGET LINE ITEM DETAIL
FISCAL YEAR 2013/14

DEPARTMENT: 7620 - FACILITIES

LOCATION	OBJECT	DESCRIPTION	AMOUNT
0000 - LIBRARY FACILITIES	9102	LIBRARY FACILITIES: CLEANING SERVICE	21,400
		ALARM SERVICE	2,000
		SAFETY INSPECTION	100
			23,500
	9204	LIBRARY: PAPER GOODS FOR THE LIBRARY	4,000
			4,000
	9252	ELECTRICAL MAINTENANCE	3,000
		RESTROOM RENOVATION (NEW)	16,000
		HVAC MAINTENANCE	5,000
		PROPERTY MAINTENANCE I.E. GRAFFITI, MINOR REPAIRS	4,500
			28,500
	9331	LANDSCAPE SERVICES CONTRACT	1,500
			1,500
2005 - POLICE SERVICES CENTER	9102	PSC: BAY ALARM	800
			800
	9252	PSC:	
		LIGHTING REPLACEMENT AND REPAIR	2,500
		PLUMBING MAINTENANCE AND REPAIR	1,500
		ELECTRICAL	3,000
		HVAC	4,200
		GENERAL	3,200
		GENERATOR	2,000
		GATE MAINTENANCE	4,500
		TRAVERTINE TILE	1,800
		SECURITY CAMERAS	1,200
		EXTERIOR SLATE	2,200
		PAINTING EXTERIOR WALLS	5,500
			31,600
	9418	GENERATOR UTILITY APCD PERMIT	500
			500
5020 - R CASTRO HUMAN SVCS CTR	9102	JANITORIAL	7,500
		BURGLARY ALARM SERVICE	5,000
		FIRE ALARM SERVICE	4,200
		SECURITY CAMERA SURVEILLANCE	2,400
			19,100
	9252	RCHSC:	
		INTERIOR MAINTENANCE	7,500
		LANDSCAPING MAINTENANCE	2,400
		BUILDING REPAIR/REPLACEMENT	5,100
			15,000
	9331	LANDSCAPE SERVICES CONTRACT	4,800
			4,800
	9418	GENERATOR UTILITY APCD PERMIT	500
			500
5030 - HIGH STREET ARTS CENTER	9102	ALARM SERVICES (2)	2,100

CITY OF MOORPARK
BUDGET LINE ITEM DETAIL
FISCAL YEAR 2013/14

DEPARTMENT: 7620 - FACILITIES

LOCATION	OBJECT	DESCRIPTION	AMOUNT
5030 - HIGH STREET ARTS CENTER	9102	CLEANING SERVICES	2,000
		HEATING & AIR CONDITIONING REPAIR	3,000
			7,100
	9103	ELECTRICAL & PLUMBING	2,500
		ROOF REPAIR	2,000
		PEST CONTROL	500
			5,000
	9205	LIGHT BULBS	500
		PAINT	500
		LOCK SERVICES	500
			1,500
	9252	BACKFLOW TESTING	250
		GENERAL MAINTENANCE	7,250
			7,500
5052 - HIGH ST PUBLIC PARKING	9331	LANDSCAPE SERVICES CONTRACT	310
			310
7701 - ARROYO VISTA COMM. CENTER	9102	JANITORIAL	26,100
		BAY ALARM	1,600
		BAY FIRE ALARM	800
		PEST CONTROL	500
		SEWER PUMP SERVICE	1,800
			30,800
	9204	AVRC: LIGHTS AND JANITORIAL SUPPLIES	6,800
			6,800
	9252	AVRC: GENERAL MAINTENANCE	4,500
		HVAC	4,800
		SCOREBOARD REPAIR	1,000
		ELECTRICAL REPAIRS	1,500
		DOOR LOCK REPAIR	1,500
		PLUMBING	2,700
		GYM STORAGE (NEW)	6,000
		CARD READERS (NEW) (GF RESERVE)	7,000
			29,000
7704 - ACTIVE ADULT CENTER	9102	AAC: HVAC PREVENTATIVE MAINTENANCE	1,000
			1,000
	9252	AAC: HVAC MAINTENANCE & REPAIR	1,000
		ELECTRICAL MAINTENANCE & REPAIR	1,000
		GENERAL	2,000
			4,000
8041 - MAINTENANCE YARD	9102	MPSF: ALARM	2,100
		JANITORIAL	3,600
		PEST CONTROL	500
		GATES	900
		ELECTRICAL	2,300

CITY OF MOORPARK
BUDGET LINE ITEM DETAIL
FISCAL YEAR 2013/14

DEPARTMENT: 7620 - FACILITIES

LOCATION	OBJECT	DESCRIPTION	AMOUNT
			9,400
	9204	MPSF: PAPER GOODS, LIGHT BULBS, CLEANING SUPPLIES, ETC. COST SHARED BY PUBLIC WORKS	2,000
			2,000
	9252	MPSF: HVAC, GATES, PLUMBING, ELECTRICAL, GENERAL	17,000
			17,000
	9331	LANDSCAPE SERVICES CONTRACT	1,500
			1,500
8061 - NORTH HILLS PARKWAY	9331	LANDSCAPE SERVICES CONTRCT FOR 1449 WALNUT CYN RD	1,500
			1,500

Recreation
(Division 7630)

The Parks, Recreation and Community Services Department is responsible for the development, implementation, and promotion of all recreation activities. Those activities fall under the Recreation Division and include classes, special events, youth and adult sports, youth day camps, and teen programs. Most of the programs in the Recreation Division are designed to be self-sustaining. The City's recreation staff and programs operate out of the Arroyo Vista Recreation Center. The Recreation Division also serves as the liaison to the Moorpark/Simi Valley Neighborhoods for Learning (NFL).

RECREATION

Budget Unit	Object	Account Title	11/12 Actual	12/13 Budget	12/13 Estimate	13/14 Recommended	13/14 Adopted
100076300000	9002	SALARIES (FULL-TIME)	281,482	308,447	285,373	292,481	302,327
100076300000	9003	SALARIES (PART-TIME)	148,411	175,590	151,881	175,717	181,632
100076300000	9004	OVERTIME	150	500	250	500	500
100076307621	9004	OVERTIME	1,277	500	132	500	500
100076300000	9011	WORKERS COMP INSURANCE	710	5,748	5,748	13,354	13,354
100076300000	9013	PERS CONTRIBUTIONS	49,667	56,245	51,509	52,590	52,590
100076300000	9014	MEDICARE	6,386	7,167	6,607	6,485	6,485
100076307621	9014	MEDICARE	16	0	2	0	0
100076300000	9016	BILINGUAL PAY	1,661	1,664	618	0	0
100076300000	9017	PART-TIME RETIREMENT CONT	5,564	6,585	4,574	6,590	6,590
100076300000	9018	LONGEVITY PAY	1,307	1,852	1,781	1,924	1,924
100076300000	9019	FULL TIME DEFERRED COMP	0	0	0	5,889	5,889
100076300000	9020	UNIFORM ALLOWANCE	0	0	1,000	500	500
100076300000	9030	OPEB-ANNUAL REQD CONTRIB	2,406	2,448	2,448	2,472	2,472
100076300000	9040	DENTAL INSURANCE	4,374	5,033	4,323	4,270	4,270
100076300000	9041	VISION INSURANCE	559	680	559	608	608
100076300000	9042	GROUP LIFE INSURANCE	636	457	430	440	440
100076300000	9043	ST/LT DISABILITY INSURANC	1,747	2,112	1,529	1,903	1,903
100076300000	9044	EMPLOYEE ASSTANCE PROGRAM	127	135	136	135	135
100076300000	9045	MEDICAL HLTH INSURANCE	50,925	58,274	58,391	63,083	63,083
			557,405	633,437	577,291	629,441	645,202
100076300000	9102	CONTRACTUAL SERVICES	14,512	18,800	14,000	18,850	18,850
100076300000	9119	POLICE - SPECIAL EVENTS	7,855	12,500	9,000	13,000	13,000
100076300000	9122	LEGAL SVCS-NON RETAINER	0	1,000	1,000	1,000	1,000
100076307618	9160	CLASS INSTRUCTOR PAY	148,874	160,000	160,000	173,000	173,000
100076300000	9202	OFFICE SUPPLIES	2,414	4,000	2,000	4,000	4,000
100076300000	9205	SPECIAL DEPT SUPPLIES	5,520	5,500	5,000	5,500	5,500
100076300000	9221	MEMBERSHIPS & DUES	1,075	1,050	940	940	940
100076300000	9222	EDUCATION & TRAINING	886	2,000	1,000	2,000	2,000
100076300000	9223	CONFERENCES & MEETINGS	537	3,900	2,000	1,950	1,950
100076300000	9224	MILEAGE	0	200	200	200	200
100076300000	9231	POSTAGE	6,279	9,000	8,000	8,000	8,000
100076300000	9232	PRINTING	15,075	18,000	16,000	18,000	18,000
100076300000	9236	EMPLOYMENT RECRUITMENT	0	0	200	200	200
100076307638	9239	SCHOLARSHIP PROGRAM	0	5,000	5,000	5,000	5,000
100076300000	9240	COMMUNITY PROMOTION	278	2,000	2,000	1,000	1,000
100076300000	9244	RECREATION PROGRAM SUPPLI	206	2,000	52	2,000	2,000
100076307603	9244	RECREATION PROGRAM SUPPLI	3,420	7,500	3,500	6,850	6,850
100076307604	9244	RECREATION PROGRAM SUPPLI	10,644	21,100	15,000	23,445	23,445
100076307605	9244	RECREATION PROGRAM SUPPLI	15,345	17,760	12,000	16,724	16,724
100076307608	9244	RECREATION PROGRAM SUPPLI	57,395	73,500	60,000	63,500	63,500
100076307609	9244	RECREATION PROGRAM SUPPLI	259	1,000	1,000	1,000	1,000
100076307610	9244	RECREATION PROGRAM SUPPLI	395	1,200	836	1,100	1,100
100076307611	9244	RECREATION PROGRAM SUPPLI	1,889	2,000	2,000	2,000	2,000
100076307613	9244	RECREATION PROGRAM SUPPLI	1,263	2,000	1,351	2,000	2,000
100076307614	9244	RECREATION PROGRAM SUPPLI	275	0	0	0	0
100076307616	9244	RECREATION PROGRAM SUPPLI	842	1,300	1,192	1,275	1,275
100076307618	9244	RECREATION PROGRAM SUPPLI	2,345	4,000	3,000	4,000	4,000
100076307621	9244	RECREATION PROGRAM SUPPLI	25,497	32,300	30,000	30,000	30,000
100076307634	9244	RECREATION PROGRAM SUPPLI	0	200	0	200	200

RECREATION

Budget Unit	Object	Account Title	11/12 Actual	12/13 Budget	12/13 Estimate	13/14 Recommended	13/14 Adopted
100076307637	9244	RECREATION PROGRAM SUPPLI	0	5,000	5,000	0	0
100076307643	9244	RECREATION PROGRAM SUPPLI	2,776	6,000	4,500	4,000	4,000
100076307645	9244	RECREATION PROGRAM SUPPLI	57	3,800	500	2,750	2,750
100076307646	9244	RECREATION PROGRAM SUPPLI	1,718	3,000	1,000	1,200	1,200
100076307604	9251	OTHER EQUIPMENT MAINT	448	600	600	600	600
100076307604	9252	PROPERTY MAINTENANCE	0	600	600	600	600
100076300000	9254	VEHICLE MAINTENANCE	0	1,000	1,000	1,000	1,000
100076300000	9255	GASOLINE/DIESEL	2,372	4,500	2,500	3,000	3,000
100076307604	9260	DOUBTFUL ACCOUNTS	100	0	0	0	0
100076307618	9260	DOUBTFUL ACCOUNTS	295	0	0	0	0
100076307803	9413	ELECTRICITY	17,941	18,000	18,000	18,000	18,000
100076300000	9420	TELEPHONE SERVICE	1,591	2,300	1,897	2,425	1,760
100076300000	9424	CELLULAR PHONES/ALLOW	0	0	0	0	665
			350,377	453,610	391,868	440,309	440,309
100076300000	9503	COMPUTER EQUIPMENT	0	0	0	24,000	24,000
			0	0	0	24,000	24,000
			907,782	1,087,047	969,159	1,093,750	1,109,511

CITY OF MOORPARK
BUDGET LINE ITEM DETAIL
FISCAL YEAR 2013/14

DEPARTMENT: 7630 - RECREATION

OBJECT CODE	BUDGET UNIT	DESCRIPTION	AMOUNT
9020	100076300000	PT STAFF UNIFORMS	500
			500
9102	100076300000	RECREATION SOFTWARE ANNUAL MAINTENANCE	3,250
		CREDIT CARD FEES	10,000
		OTHER SERVICES	1,000
		SECURITY SYSTEM MAINT AGREEMENT	4,000
		CLUBTEXT (MARKETING) AGREEMENT	600
			18,850
9119	100076300000	POLICE SERVICES FOR THE FOLLOWING EVENTS:	
		FIREWORKS EXTRAVAGANZA	12,000
		ARTS FESTIVAL	1,000
			13,000
9160	100076307618	CONTRACT INSTRUCTOR PAYMENTS	173,000
			173,000
9202	100076300000	OFFICE AND COPY MACHINE SUPPLIES FOR AVRC	4,000
			4,000
9205	100076300000	REPLACEMENT CANOPIES AND PARTS	1,000
		REPLACEMENT TABLES AND CHAIRS	1,000
		REPLACEMENT RECREATION EQUIPMENT AND SUPPLIES	3,000
		BALLOONS, HELIUM, DECORATIONS, ETC	500
			5,500
9221	100076300000	CPRS (4)	580
		ACA (AMERICAN CAMPING ASSOC.) (1)	200
		SCMAF (2)	160
			940
9222	100076300000	FULL TIME STAFF (4 @ $200)	800
		FULL-TIME STAFF (1 @ $200)	200
		PART-TIME STAFF	400
		SPECIALTY TRAINING	600
			2,000
9223	100076300000	CPRS CONFERENCE (1)	950
		ACA CONFERENCE (1)	1,000

CITY OF MOORPARK
BUDGET LINE ITEM DETAIL
FISCAL YEAR 2013/14

DEPARTMENT: 7630 - RECREATION

OBJECT CODE	BUDGET UNIT	DESCRIPTION	AMOUNT
			1,950
9224	100076300000	MILEAGE FOR PERSONAL VEHICLE USE	200
			200
9231	100076300000	POSTAGE FOR BULK MAILINGS	6,000
		POSTAGE METER	2,000
			8,000
9232	100076300000	QUARTERLY RECREATION GUIDE PRINTING	16,000
		MISC BROCHURES AND PROGRAMS	2,000
			18,000
9239	100076307638	YOUTH SCHOLARSHIP PROGRAM	5,000
			5,000
9240	100076300000	PROMOTIONAL MATERIALS FOR RECREATION PROGRAMS	1,000
			1,000
9244	100076300000	NEW EVENTS	2,000
			2,000
	100076307603	TEEN PROGRAMS:	
		BAND EVENTS (4)	1,000
		GENERAL TEEN EVENTS (3)	900
		SKATE EVENTS (1)	300
		DANCES / LARGE EVENTS (4)	3,650
		TEEN COUNCIL EVENTS	1,000
			6,850
	100076307604	ADULT SPORTS:	
		SOFTBALL LEAGUE	8,250
		BASKETBALL LEAGUE	4,820
		SOCCER LEAGUE	6,465
		FUTSAL	1,370
		VOLLEYBALL (NEW)	2,540
			23,445
	100076307605	YOUTH SPORTS:	
		ROOKIE BASKETBALL	4,480
		JUNIOR BASKETBALL	4,480

CITY OF MOORPARK
BUDGET LINE ITEM DETAIL
FISCAL YEAR 2013/14

DEPARTMENT: 7630 - RECREATION

OBJECT CODE	BUDGET UNIT	DESCRIPTION	AMOUNT
9244	100076307605	TEEN BASKETBALL	4,480
		HIGH SCHOOL BASKETBALL	2,240
		YOUTH FUTSAL	1,044
			16,724
	100076307608	CAMP MOORPARK	28,500
		ADVENTURE CAMP	29,000
		MINI CAMP MOORPARK	6,000
			63,500
	100076307609	SPRING CAMP	1,000
			1,000
	100076307610	WINTER CAMP	1,100
			1,100
	100076307611	EASTER EGG HUNT	2,000
			2,000
	100076307613	HALLOWEEN TRICK OR TREAT VILLAGE	2,000
			2,000
	100076307616	BREAKFAST WITH SANTA	1,275
			1,275
	100076307618	STAFF INSTRUCTED CLASSES	1,000
		SCMAF CLASS INSURANCE	2,100
		MARKETING	900
			4,000
	100076307621	3RD OF JULY FIREWORKS	30,000
			30,000
	100076307634	COUNTRY DAYS - CRAFTS FOR COUNTRY DAYS BOOTH	200
			200
	100076307643	ARTS FESTIVAL	4,000
			4,000
	100076307645	BIRTHDAY PARTY PROGRAM	2,750

CITY OF MOORPARK
BUDGET LINE ITEM DETAIL
FISCAL YEAR 2013/14

DEPARTMENT: 7630 - RECREATION

OBJECT CODE	BUDGET UNIT	DESCRIPTION	AMOUNT
			2,750
	100076307646	TALENT SHOW	1,200
			1,200
9251	100076307604	MAINTENANCE FOR LIGHT TOWERS AND QUADS	600
			600
9252	100076307604	INFIELD DIRT / TURF	600
			600
9254	100076300000	MAINTENANCE FOR AVRC VEHICLES	1,000
			1,000
9255	100076300000	GASOLINE FOR AVRC VEHICLES	3,000
			3,000
9420	100076300000	TELEPHONE SERVICE FOR AVRC	1,760
			1,760
9424	100076300000	CELL PHONE ALLOWANCE - RSUPT	665
			665
9503	100076300000	RECREATION SOFTWARE (GF RESERVE)	24,000
			24,000

MOORPARK CALIFORNIA
INCORPORATED JULY 1 1983

Fiscal Year 2013/14

Park Maintenance/Improvement
(Division 7800)

The Parks, Recreation and Community Services Department is responsible for maintaining the grounds, equipment, and facilities of City parks; coordinating the design and construction of park improvements; and planning future parks. The City of Moorpark currently maintains nineteen (19) park sites, which includes the Serenata Trail (1.5 acres) located at Miller Parkway and Southfork Road:

Poindexter Park	7801
Community Center Park	7802
Arroyo Vista Community Park	7803
Virginia Colony Park	7804
Campus Park	7805
Campus Canyon Park	7806
College View Park	7807
Peach Hill Park	7808
Monte Vista Nature Park	7809
Mountain Meadows Park	7810
Tierra Rejada Park	7811
Country Trail Park	7812
Glenwood Park	7813
Villa Campesina Park	7814
Miller Park	7815
Magnolia Park	7816
Mammoth Highlands Park	7818
Veterans Memorial Park	7819

Park maintenance routinely provides for the upkeep of various soccer, baseball, and multipurpose fields, basketball and volleyball courts, tennis courts, picnic pavilions and tables, play equipment, and restrooms.

In Fiscal Year 1999-2000, a property assessment was approved for the maintenance and improvement of parks. The assessment fund activities are deemed to provide special benefits to the residents of Moorpark. The City's General Fund pays for activities of general benefit.

PARK MAINTENANCE/IMPROVEMENT

Object	Account Title	11/12 Actual	12/13 Budget	12/13 Estimate	13/14 Recommended	13/14 Approved
9002	SALARIES (FULL-TIME)	333,765	340,647	331,573	335,980	335,980
9003	SALARIES (PART-TIME)	25,995	30,936	36,572	58,327	58,327
9004	OVERTIME	541	2,500	1,800	2,500	2,500
9011	WORKERS COMP INSURANCE	781	4,122	4,122	10,484	10,484
9013	PERS CONTRIBUTIONS	58,401	61,941	62,274	60,904	60,904
9014	MEDICARE	5,131	5,422	5,545	4,893	4,893
9016	BILINGUAL PAY	1,860	2,164	1,889	2,081	2,081
9017	PART-TIME RETIREMENT CONT	974	1,160	1,372	2,188	2,188
9018	LONGEVITY PAY	5,164	3,308	3,049	2,707	2,707
9019	FULL TIME DEFERRED COMP	0	0	0	7,071	7,071
9020	UNIFORM ALLOWANCE	3,202	2,034	2,034	1,953	1,953
9030	OPEB-ANNUAL REQD CONTRIB	1,885	1,881	1,881	2,084	2,083
9040	DENTAL INSURANCE	7,229	7,910	7,979	8,487	8,487
9041	VISION INSURANCE	935	932	1,006	997	997
9042	GROUP LIFE INSURANCE	582	840	561	657	657
9043	ST/LT DISABILITY INSURANC	2,179	2,330	2,270	2,187	2,187
9044	EMPLOYEE ASSTANCE PROGRAM	119	120	124	127	127
9045	MEDICAL HLTH INSURANCE	65,023	68,882	74,430	80,732	80,732
9102	CONTRACTUAL SERVICES	18,173	25,180	24,880	13,450	13,450
9122	LEGAL SVCS-NON RETAINER	715	2,000	1,000	4,000	4,000
9183	INTEREST EXPENSE	3,800	0	0	0	0
9198	OVERHEAD ALLOC-SERVICES	5,468	9,168	8,934	10,097	10,097
9202	OFFICE SUPPLIES	149	500	475	500	500
9204	SHOP & OPERATING SUPPLIES	7,475	8,000	7,500	8,000	8,000
9205	SPECIAL DEPT SUPPLIES	59	6,200	2,500	4,700	4,700
9208	SMALL TOOLS	833	3,000	1,000	1,500	1,500
9211	EQUIPMENT RENTAL	818	2,200	900	3,250	3,250
9220	PUBLICATIONS & SUBSCRIPT	560	250	250	250	250
9221	MEMBERSHIPS & DUES	995	2,200	1,500	2,200	2,200
9222	EDUCATION & TRAINING	2,471	800	500	800	800
9223	CONFERENCES & MEETINGS	749	1,250	750	1,250	1,250
9224	MILEAGE	1,488	2,000	2,000	0	0
9251	OTHER EQUIPMENT MAINT	1,762	4,500	3,700	7,000	7,000
9252	PROPERTY MAINTENANCE	121,927	323,650	189,200	327,750	308,250
9254	VEHICLE MAINTENANCE	8,116	9,500	14,000	12,000	12,000
9255	GASOLINE/DIESEL	16,326	18,000	17,000	22,000	22,000
9272	PROPERTY TAX PAYMENTS	4,156	29,000	4,300	4,400	4,400
9298	OVERHEAD ALLOC-SUPPLIES	29,876	37,979	38,124	39,357	39,357
9330	TREE TRIMMING	23,473	23,000	21,900	24,200	24,200
9331	LANDSCAPE SERVICES	360,768	364,225	331,270	325,632	329,604
9413	ELECTRICITY	8,626	70,960	16,975	25,060	25,060
9415	WATER	250,323	317,700	268,650	320,800	320,800
9420	TELEPHONE SERVICE	1,416	2,317	2,021	2,750	1,468
9421	PAY PHONE USE	550	1,000	600	1,000	1,000
9451	STATE/COUNTY ADMIN FEE	2,073	0	0	0	0
9452	COLLECTION ADMIN FEE	1,758	1,800	1,800	1,800	1,800
9498	OVERHEAD ALLOC-UTILITIES	2,964	4,172	4,256	4,222	4,222

PARK MAINTENANCE/IMPROVEMENT

Object	Account Title	11/12 Actual	12/13 Budget	12/13 Estimate	13/14 Recommended	13/14 Approved
9503	COMPUTER EQUIPMENT	0	0	0	8,000	8,000
9504	OTHER EQUIPMENT	41,664	193,456	36,556	0	0
9505	VEHICLES	0	30,166	29,493	0	0
9820	TRANSFER TO OTHER FUNDS	999,787	1,442,157	1,151,736	1,397,027	1,371,498
9830	COST PLAN CHARGES	445,700	407,600	407,600	383,100	383,100
		2,878,784	3,881,059	3,129,851	3,540,454	3,498,114

PARK MAINTENANCE/IMPROVEMENT

Location	Budget Unit	Object	Account Title	11/12 Actual	12/13 Budget	12/13 Estimate	13/14 Recommended	13/14 for Approval
0000 - PARK MAINTENANCE	240078000000	9002	SALARIES (FULL-TIME)	333,765	340,647	331,573	335,980	335,980
	240078000000	9003	SALARIES (PART-TIME)	25,995	30,936	36,572	58,327	58,327
	240078000000	9004	OVERTIME	541	2,500	1,800	2,500	2,500
	240078000000	9011	WORKERS COMP INSURANCE	781	4,122	4,122	10,484	10,484
	240078000000	9013	PERS CONTRIBUTIONS	58,401	61,941	62,274	60,904	60,904
	240078000000	9014	MEDICARE	5,131	5,422	5,545	4,893	4,893
	240078000000	9016	BILINGUAL PAY	1,860	2,164	1,889	2,081	2,081
	240078000000	9017	PART-TIME RETIREMENT CONT	974	1,160	1,372	2,188	2,188
	240078000000	9018	LONGEVITY PAY	5,164	3,308	3,049	2,707	2,707
	240078000000	9019	FULL TIME DEFERRED COMP	0	0	0	7,071	7,071
	240078000000	9020	UNIFORM ALLOWANCE	3,202	2,034	2,034	1,953	1,953
	240078000000	9030	OPEB-ANNUAL REQD CONTRIB	1,885	1,881	1,881	2,084	2,083
	240078000000	9040	DENTAL INSURANCE	7,229	7,910	7,979	8,487	8,487
	240078000000	9041	VISION INSURANCE	935	932	1,006	997	997
	240078000000	9042	GROUP LIFE INSURANCE	582	840	561	657	657
	240078000000	9043	ST/LT DISABILITY INSURANC	2,179	2,330	2,270	2,187	2,187
	240078000000	9044	EMPLOYEE ASSTANCE PROGR/	119	120	124	127	127
	240078000000	9045	MEDICAL HLTH INSURANCE	65,023	68,882	74,430	80,732	80,732
	240078000000	9102	CONTRACTUAL SERVICES	10,030	10,450	10,350	10,450	10,450
	240078000000	9122	LEGAL SVCS-NON RETAINER	715	2,000	1,000	4,000	4,000
	240078000000	9198	OVERHEAD ALLOC-SERVICES	5,468	9,168	8,934	10,097	10,097
	240078000000	9202	OFFICE SUPPLIES	149	500	475	500	500
	240078000000	9204	SHOP & OPERATING SUPPLIES	7,475	8,000	7,500	8,000	8,000
	240078000000	9205	SPECIAL DEPT SUPPLIES	59	0	0	0	0
	240078000000	9208	SMALL TOOLS	833	3,000	1,000	1,500	1,500
	240078000000	9220	PUBLICATIONS & SUBSCRIPT	560	250	250	250	250
	240078000000	9221	MEMBERSHIPS & DUES	995	2,200	1,500	2,200	2,200
	240078000000	9222	EDUCATION & TRAINING	2,471	800	500	800	800
	240078000000	9223	CONFERENCES & MEETINGS	749	1,250	750	1,250	1,250
	240078000000	9224	MILEAGE	1,488	2,000	2,000	0	0
	240078000000	9251	OTHER EQUIPMENT MAINT	1,762	4,500	3,700	7,000	7,000
	240078000000	9252	PROPERTY MAINTENANCE	504	1,000	1,000	1,000	1,000
	240078000000	9254	VEHICLE MAINTENANCE	8,116	9,500	14,000	12,000	12,000
	240078000000	9255	GASOLINE/DIESEL	16,326	18,000	17,000	22,000	22,000
	240078000000	9298	OVERHEAD ALLOC-SUPPLIES	29,876	37,979	38,124	39,357	39,357
	240078000000	9420	TELEPHONE SERVICE	1,416	2,317	2,021	2,750	1,468
	240078000000	9451	STATE/COUNTY ADMIN FEE	2,073	0	0	0	0
	240078000000	9452	COLLECTION ADMIN FEE	1,758	1,800	1,800	1,800	1,800
	240078000000	9498	OVERHEAD ALLOC-UTILITIES	2,964	4,172	4,256	4,222	4,222
	240078000000	9503	COMPUTER EQUIPMENT	0	0	0	1,500	1,500
	100078000000	9504	OTHER EQUIPMENT	32,600	0	0	0	0
	240078000000	9504	OTHER EQUIPMENT	0	35,000	0	0	0
	400378000000	9505	VEHICLES	0	30,166	29,493	0	0
	100078000000	9820	TRANSFER TO OTHER FUNDS	999,787	1,442,157	1,151,736	1,397,027	1,371,498
	240078000000	9830	COST PLAN CHARGES	445,700	407,600	407,600	383,100	383,100
				2,087,641	2,570,938	2,243,470	2,495,162	2,468,350
5081 - 161 2ND ST PARK	240078005081	9252	PROPERTY MAINTENANCE	0	0	0	15,000	0

PARK MAINTENANCE/IMPROVEMENT

Location	Budget Unit	Object	Account Title	11/12 Actual	12/13 Budget	12/13 Estimate	13/14 Recommended	13/14 for Approval
				0	0	0	15,000	0
7801 - POINDEXTER	100078007801	9102	CONTRACTUAL SERVICES	0	5,232	5,232	0	0
	211178007851	9183	INTEREST EXPENSE	3,800	0	0	0	0
	240078007801	9211	EQUIPMENT RENTAL	635	0	0	0	0
	240078007801	9252	PROPERTY MAINTENANCE	5,238	21,900	20,000	19,400	18,400
	240078007801	9330	TREE TRIMMING	3,518	3,600	3,600	3,600	3,600
	240078007801	9331	LANDSCAPE SERVICES	13,627	16,976	16,976	15,840	15,312
	240078007801	9413	ELECTRICITY	3,208	5,000	5,000	3,000	3,000
	240078007801	9415	WATER	31,008	32,000	32,000	30,000	30,000
				61,033	84,708	82,808	71,840	70,312
7802 - COMMUNITY CTR	240078007802	9252	PROPERTY MAINTENANCE	9,924	6,000	4,500	4,200	4,200
	240078007802	9330	TREE TRIMMING	1,005	1,100	1,100	1,100	1,100
	240078007802	9331	LANDSCAPE SERVICES	7,570	2,311	1,680	1,680	11,772
	240078007802	9415	WATER	0	2,500	2,500	2,000	2,000
				18,499	11,911	9,780	8,980	19,072
7803 - ARROYO VISTA COMM	240078007803	9102	CONTRACTUAL SERVICES	2,527	3,000	2,800	3,000	3,000
	240078007803	9205	SPECIAL DEPT SUPPLIES	0	2,000	1,500	2,000	2,000
	240078007803	9211	EQUIPMENT RENTAL	183	0	0	750	750
	240078007803	9252	PROPERTY MAINTENANCE	49,255	78,200	60,000	74,100	73,100
	240078007803	9330	TREE TRIMMING	2,573	2,600	2,600	2,600	2,600
	240078007803	9331	LANDSCAPE SERVICES	115,973	155,342	155,342	145,500	120,192
	100078007803	9331	LANDSCAPE SERVICES	47,472	3,507	0	0	0
	240078007803	9413	ELECTRICITY	0	14,800	0	0	0
	240078007803	9415	WATER	2,917	4,500	2,500	4,500	4,500
	240078007803	9421	PAY PHONE USE	550	1,000	600	1,000	1,000
	100078007803	9504	OTHER EQUIPMENT	0	108,100	0	0	0
				221,450	373,049	225,342	233,450	207,142
7804 - VIRGINIA COLONY	240078007804	9211	EQUIPMENT RENTAL	0	250	100	250	250
	240078007804	9252	PROPERTY MAINTENANCE	0	2,500	1,000	2,500	2,500
	240078007804	9330	TREE TRIMMING	952	1,000	1,000	1,000	1,000
	240078007804	9331	LANDSCAPE SERVICES	4,542	3,679	3,300	3,300	4,704
	240078007804	9413	ELECTRICITY	229	350	200	350	350
	240078007804	9415	WATER	6,741	9,300	8,000	9,300	9,300
				12,464	17,079	13,600	16,700	18,104
7805 - CAMPUS	100078007805	9102	CONTRACTUAL SERVICES	0	6,498	6,498	0	0
	240078007805	9252	PROPERTY MAINTENANCE	1,256	14,650	1,500	15,750	15,250
	240078007805	9330	TREE TRIMMING	2,188	1,900	1,900	1,900	1,900
	240078007805	9331	LANDSCAPE SERVICES	6,056	5,845	5,340	5,340	17,400
	240078007805	9413	ELECTRICITY	958	1,600	600	1,600	1,600

PARK MAINTENANCE/IMPROVEMENT

Location	Budget Unit	Object	Account Title	11/12 Actual	12/13 Budget	12/13 Estimate	13/14 Recommended	13/14 for Approval
7805 - CAMPUS	240078007805	9415	WATER	8,632	12,000	10,000	12,000	12,000
				19,091	42,493	25,838	36,590	48,150
7806 - CAMPUS CYN	240078007806	9252	PROPERTY MAINTENANCE	2,882	9,500	6,000	7,700	7,200
	240078007806	9330	TREE TRIMMING	460	500	500	500	500
	240078007806	9331	LANDSCAPE SERVICES	12,113	11,569	10,560	10,560	7,464
	240078007806	9413	ELECTRICITY	525	850	400	850	850
	240078007806	9415	WATER	20,165	25,000	22,000	25,000	25,000
	240078007806	9503	COMPUTER EQUIPMENT	0	0	0	6,500	6,500
				36,144	47,419	39,460	51,110	47,514
7807 - COLLEGE VIEW	240078007807	9252	PROPERTY MAINTENANCE	3,458	14,400	11,000	10,300	10,300
	240078007807	9330	TREE TRIMMING	2,587	2,600	2,600	2,600	2,600
	240078007807	9331	LANDSCAPE SERVICES	12,113	12,709	11,700	11,700	11,556
	240078007807	9413	ELECTRICITY	1,157	1,360	700	1,360	1,360
	240078007807	9415	WATER	9,664	15,000	12,000	15,000	15,000
				28,978	46,069	38,000	40,960	40,816
7808 - PEACH HILL	240078007808	9211	EQUIPMENT RENTAL	0	200	200	750	750
	240078007808	9252	PROPERTY MAINTENANCE	8,954	20,500	20,000	50,900	50,400
	240078007808	9330	TREE TRIMMING	1,069	1,100	1,100	1,100	1,100
	240078007808	9331	LANDSCAPE SERVICES	19,538	24,542	21,600	21,600	21,276
	240078007808	9413	ELECTRICITY	2,657	15,000	3,000	3,000	3,000
	240078007808	9415	WATER	30,984	27,400	25,000	33,000	33,000
	100078007808	9504	OTHER EQUIPMENT	5,968	49,269	35,668	0	0
				69,171	138,011	106,568	110,350	109,526
7809 - MONTE VISTA	240078007809	9211	EQUIPMENT RENTAL	0	250	0	0	0
	240078007809	9252	PROPERTY MAINTENANCE	680	2,500	1,500	2,500	2,500
	240078007809	9330	TREE TRIMMING	883	800	800	2,000	2,000
	240078007809	9331	LANDSCAPE SERVICES	8,934	11,317	10,560	10,560	10,608
	240078007809	9413	ELECTRICITY	0	200	200	200	200
	240078007809	9415	WATER	1,223	2,000	1,800	2,000	2,000
				11,721	17,067	14,860	17,260	17,308
7810 - MOUNTAIN MEADOWS	240078007810	9211	EQUIPMENT RENTAL	0	250	100	250	250
	240078007810	9252	PROPERTY MAINTENANCE	8,166	11,500	5,000	10,500	10,000
	240078007810	9330	TREE TRIMMING	1,000	1,100	1,100	1,100	1,100
	240078007810	9331	LANDSCAPE SERVICES	18,169	18,434	16,920	16,920	18,804
	240078007810	9413	ELECTRICITY	439	1,500	275	1,500	1,500
	240078007810	9415	WATER	20,615	26,500	25,000	26,500	26,500
				48,389	59,284	48,395	56,770	58,154

PARK MAINTENANCE/IMPROVEMENT

Location	Budget Unit	Object	Account Title	11/12 Actual	12/13 Budget	12/13 Estimate	13/14 Recommended	13/14 for Approval
7811 - TIERRA REJADA	240078007811	9205	SPECIAL DEPT SUPPLIES	0	700	250	700	700
	240078007811	9211	EQUIPMENT RENTAL	0	250	100	250	250
	240078007811	9252	PROPERTY MAINTENANCE	1,278	23,700	17,000	28,400	28,400
	240078007811	9330	TREE TRIMMING	2,555	1,600	1,600	1,600	1,600
	240078007811	9331	LANDSCAPE SERVICES	15,141	18,182	16,920	16,920	15,660
	240078007811	9413	ELECTRICITY	832	1,000	500	1,000	1,000
	240078007811	9415	WATER	8,286	20,000	15,000	20,000	20,000
				28,092	65,432	51,370	68,870	67,610
7812 - COUNTRY TRAIL	240078007812	9211	EQUIPMENT RENTAL	0	250	100	250	250
	240078007812	9252	PROPERTY MAINTENANCE	491	32,500	20,000	7,000	7,000
	240078007812	9330	TREE TRIMMING	913	1,100	0	1,100	1,100
	240078007812	9331	LANDSCAPE SERVICES	16,655	18,260	16,872	16,872	17,232
	240078007812	9413	ELECTRICITY	267	400	200	400	400
	240078007812	9415	WATER	12,959	29,000	22,000	29,000	29,000
				31,285	81,510	59,172	54,622	54,982
7813 - GLENWOOD	240078007813	9211	EQUIPMENT RENTAL	0	250	100	250	250
	240078007813	9252	PROPERTY MAINTENANCE	4,208	12,800	5,000	24,500	24,500
	240078007813	9330	TREE TRIMMING	1,850	1,900	1,900	1,900	1,900
	240078007813	9331	LANDSCAPE SERVICES	9,084	10,357	9,600	9,600	9,396
	240078007813	9413	ELECTRICITY	(4,511)	19,600	900	2,500	2,500
	240078007813	9415	WATER	16,557	23,000	16,000	23,000	23,000
				27,188	67,907	33,500	61,750	61,546
7814 - VILLA CAMPESINA	240078007814	9211	EQUIPMENT RENTAL	0	250	100	250	250
	240078007814	9252	PROPERTY MAINTENANCE	1,092	2,000	1,000	2,000	2,000
	240078007814	9330	TREE TRIMMING	450	500	500	500	500
	240078007814	9331	LANDSCAPE SERVICES	3,028	1,692	1,440	1,440	4,320
	240078007814	9413	ELECTRICITY	1,940	2,000	1,500	2,000	2,000
	240078007814	9415	WATER	201	250	150	250	250
				6,711	6,692	4,690	6,440	9,320
7815 - MILLER	240078007815	9102	CONTRACTUAL SERVICES	2,808	0	0	0	0
	240078007815	9205	SPECIAL DEPT SUPPLIES	0	2,000	750	2,000	2,000
	240078007815	9211	EQUIPMENT RENTAL	0	250	100	250	250
	240078007815	9252	PROPERTY MAINTENANCE	21,780	34,000	5,000	31,500	31,000
	240078007815	9330	TREE TRIMMING	1,050	1,100	1,100	1,100	1,100
	240078007815	9331	LANDSCAPE SERVICES	12,113	14,749	13,740	13,740	12,528
	240078007815	9413	ELECTRICITY	925	3,100	1,000	3,100	3,100
	240078007815	9415	WATER	34,212	37,500	34,000	37,500	37,500
				72,889	92,699	55,690	89,190	87,478

PARK MAINTENANCE/IMPROVEMENT

Location	Budget Unit	Object	Account Title	11/12 Actual	12/13 Budget	12/13 Estimate	13/14 Recommended	13/14 for Approval
7816 - MAGNOLIA	240078007816	9252	PROPERTY MAINTENANCE	0	2,500	1,000	2,500	2,500
	240078007816	9330	TREE TRIMMING	0	100	100	100	100
	240078007816	9331	LANDSCAPE SERVICES	6,056	2,725	2,220	2,220	6,600
	240078007816	9415	WATER	1,320	5,750	1,200	5,750	5,750
				7,377	11,075	4,520	10,570	14,950
7818 - MAMMOTH HIGHLANDS	240078007818	9102	CONTRACTUAL SERVICES	2,808	0	0	0	0
	240078007818	9205	SPECIAL DEPT SUPPLIES	0	1,500	0	0	0
	240078007818	9252	PROPERTY MAINTENANCE	987	30,500	7,000	15,000	15,000
	240078007818	9272	PROPERTY TAX PAYMENTS	4,156	29,000	4,300	4,400	4,400
	240078007818	9331	LANDSCAPE SERVICES	13,891	16,639	14,580	14,580	10,968
	100078007818	9331	LANDSCAPE SERVICES	5,601	1,259	0	0	0
	240078007818	9413	ELECTRICITY	0	3,000	1,500	3,000	3,000
	240078007818	9415	WATER	41,747	41,500	35,000	41,500	41,500
	100078007818	9504	OTHER EQUIPMENT	3,096	1,087	888	0	0
				72,286	124,485	63,268	78,480	74,868
7819 - VETERANS MEMORIAL	240078007819	9252	PROPERTY MAINTENANCE	1,774	2,500	1,600	2,500	2,500
	240078007819	9330	TREE TRIMMING	420	400	400	400	400
	240078007819	9331	LANDSCAPE SERVICES	3,028	1,212	960	960	4,320
	240078007819	9413	ELECTRICITY	0	1,200	1,000	1,200	1,200
	240078007819	9415	WATER	3,092	4,500	4,500	4,500	4,500
				8,314	9,812	8,460	9,560	12,920
7820 - BUTTERCREEK	100078007820	9331	LANDSCAPE SERVICES	5,520	11,040	0	4,800	4,800
				5,520	11,040	0	4,800	4,800
7850 - NATURE TRAILS	240078007850	9252	PROPERTY MAINTENANCE	0	500	100	500	500
	240078007850	9331	LANDSCAPE SERVICES	4,542	1,879	960	1,500	4,692
				4,542	2,379	1,060	2,000	5,192
				2,878,784	3,881,059	3,129,851	3,540,454	3,498,114

CITY OF MOORPARK
BUDGET LINE ITEM DETAIL
FISCAL YEAR 2013/14

DEPARTMENT: 7800 - PARK MAINTENANCE/IMPROVEMENT

LOCATION	OBJECT	DESCRIPTION	AMOUNT
0000 - PARK MAINTENANCE	9004	OVERTIME FOR JULY 3; PT STAFF-SUNDAYS & PARK RESTROOMS	2,500
			2,500
	9020	WEEKLY UNIFORM RENTAL	1,953
			1,953
	9102	ASSESSMENT ENGINEER CONSULTING SERVICE	10,450
			10,450
	9122	LEGAL SVC	2,000
		LEGAL-POINDEXTER SKATE PARK	2,000
			4,000
	9202	OFFICE SUPPLIES	500
			500
	9204	ALL PAPER SUPPLIES - PARK RESTROOMS, NON PARK SPECIFIC	8,000
		IRRIGATION, PLUMBING, REPLACEMENT PADLOCKS, ELECTRICAL,	
		GRAFFITI REMOVAL PRODUCTS	
			8,000
	9208	TOOLS USED IN ALL PARKS	1,500
			1,500
	9220	PARK RELATED BOOKS AND SUBSCRIPTIONS	250
			250
	9221	CPRS, NRPA, PCA/ISA (2 MANAGEMENT EMPLOYEES)	1,000
		LANDSCAPE ARCH. LICENSE RENEWAL	1,200
			2,200
	9222	ANNUAL TRAINING (4 STAFF @ $200 EACH)	800
			800
	9223	CPRS, PARK MAINTENANCE SCHOOL AND OR CPRS CONFERENCE	1,250
		(1 MANAGEMENT EMPLOYEE)	
			1,250
	9251	MAINTENANCE AND REPAIR OF PARK EQUIPMENT	3,000
		TRACTOR, AERATOR, BACKHOE & SKIPLOADER	2,500
		TIRES FOR AERATOR	1,500
			7,000
	9254	5 PARK MAINTENANCE TRUCKS AND 3 VEHICLES FROM AVRC	12,000
		FORD RANGER	
			12,000
	9255	MAINTENANCE STAFF & PARK CLOSING	18,000
		TRACTOR	4,000
			22,000
	9420	WEEKEND PARKS	468
		2 ADDITIONAL CELL PHONES	1,000
			1,468
	9424	CELL PHONE ALLOWANCE - FT 15%	100
		CELL PHONE ALLOWANCE - PRD 50%	483
		CELL PHONE ALLOWANCE - LPM SUPT 70%	466
		CELL PHONE ALLOWANCE - LPM SUPT 35%	233
			1,282
	9452	VENTURA COUNTY COLLECTION & ADMIN FEE	1,800

CITY OF MOORPARK
BUDGET LINE ITEM DETAIL
FISCAL YEAR 2013/14

DEPARTMENT: 7800 - PARK MAINTENANCE/IMPROVEMENT

LOCATION	OBJECT	DESCRIPTION	AMOUNT
			1,800
	9503	2 COMPUTERS FOR 2ND OFFICE (NEW)	1,500
			1,500
7801 - POINDEXTER PARK	9252	RESTROOM MAINTENANCE & REPAIR	1,000
		DECOMPOSED GRANITE	1,200
		GENERAL MAINTENANCE (GRAFFITI, SECURITY LIGHTING, ETC)	2,000
		SAND/FIBAR	4,000
		RESTROOM DRAINAGE/HARDSCAPE REPAIR	1,700
		PAVILION TERMITE DAMAGE	3,000
		PAVILION RE-ROOF	5,500
			18,400
	9331	LANDSCAPE CONTRACT	15,312
			15,312
7802 - COMMUNITY CENTER PARK	9252	COMMUNITY CENTER: GENERAL MAINTENANCE	1,000
		SAND/WOOD FIBER	3,200
			4,200
	9331	LANDSCAPE CONTRACT: COMMUNITY CENTER PARK	11,772
			11,772
7803 - ARROYO VISTA COMM. PARK	9102	DIAL SECURITY - LOCKING TENNIS COURTS AND GATES	3,000
			3,000
	9205	TENNIS COURT WINDSCREENS	1,500
		TENNIS COURT NETS	500
			2,000
	9252	RESTROOM MAINTENANCE & REPAIR	3,000
		CONCRETE MAINTENANCE & REPAIR	3,500
		SPORT FIELD LIGHTS	2,500
		SEWER PUMP MAINTENANCE	1,500
		GENERAL MAINTENANCE	4,000
		WOOD FIBER/SAND	6,500
		DRAINAGE SYSTEM BY GYM/TENNIS COURTS	2,100
		BLEACHER/CHAINLINK REPAIRS	1,000
		REPLACE RESTROOM PARTITIONS	4,800
		INFIELD MIX	3,500
		TURF RENOVATION: TEMPORARY FENCE (GF RESERVE)	3,200
		TURF RENOVATION: FERTILIZER (GF RESERVE)	8,500
		TURF RENOVATION: BERMUDA SEED (GF RESERVE)	19,000
		TURF RENOVATION: SAND (GF RESERVE)	10,000
			73,100
	9331	LANDSCAPE CONTRACT	117,792
		LANDSCAPE CONTRACT - FERTILIZATION	2,400
			120,192
7804 - VIRGINIA COLONY PARK	9252	GRAFFITI REMOVAL AND GENERAL MAINTENANCE	1,000

CITY OF MOORPARK
BUDGET LINE ITEM DETAIL
FISCAL YEAR 2013/14

DEPARTMENT: 7800 - PARK MAINTENANCE/IMPROVEMENT

LOCATION	OBJECT	DESCRIPTION	AMOUNT
7804 - VIRGINIA COLONY PARK	9252	SAND	1,500
			2,500
	9331	LANDSCAPE CONTRACT	4,704
			4,704
7805 - CAMPUS PARK	9252	GENERAL MAINTENANCE	500
		WOOD FIBER	4,500
		CONCRETE REPAIRS (GAZEBO/PICNIC TABLES)	4,500
		BACKFLOW	750
		RESTROOM MAINTENANCE & REPAIR	5,000
			15,250
	9331	LANDSCAPE CONTRACT	17,400
			17,400
7806 - CAMPUS CANYON PARK	9252	GENERAL MAINTENANCE	500
		WOOD FIBER	1,200
		BALLFIELD MIX	1,500
		RESTROOM MAINTENANCE & REPAIR	2,000
		RESTROOM DOORS	2,000
			7,200
	9331	LANDSCAPE SERVICES	7,464
			7,464
	9503	IRRIGATION BOOSTER PUMP (NEW)	6,500
			6,500
7807 - COLLEGE VIEW PARK	9252	GENERAL MAINTENANCE	2,500
		FIBAR	2,500
		DECOMPOSED GRANITE	3,800
		RESTROOM MAINTENANCE & REPAIR	1,500
			10,300
	9331	LANDSCAPE CONTRACT	11,556
			11,556
7808 - PEACH HILL PARK	9252	BLEACHERS (NEW)	9,000
		GENERAL MAINTENANCE	500
		FIBAR	1,500
		INFIELD MIX	1,500
		BALLFIELD LIGHT REPLACEMENT - 31 UNITS (GF RESERVE)	25,000
		BASKETBALL COURT RESURFACING	5,500
		PAVILLION PAINTING	2,400
		RESTROOM DOORS	2,000
		3 BENCHES	3,000
			50,400
	9331	LANDSCAPE CONTRACT	21,276

CITY OF MOORPARK
BUDGET LINE ITEM DETAIL
FISCAL YEAR 2013/14

DEPARTMENT: 7800 - PARK MAINTENANCE/IMPROVEMENT

LOCATION	OBJECT	DESCRIPTION	AMOUNT
			21,276
7809 - MONTE VISTA PARK	9252	GENERAL MAINTENANCE	2,500
			2,500
	9330	TREE MAINTENANCE	800
		TREE REMOVALS	1,200
			2,000
	9331	LANDSCAPE CONTRACT TO INCLUDE WEED ABATEMENT, TREE TRIMMING AND PEPPER TREE REMOVAL	10,608
			10,608
	9415	ADD IRRIGATION SYSTEM (TEMPORARY)	1,000
		IRRIGATION	1,000
			2,000
7810 - MOUNTAIN MEADOWS PARK	9252	GENERAL MAINTENANCE	2,500
		INFIELD MIX	1,500
		WOOD FIBER	3,000
		RESTROOM MAINTENANCE	1,000
		RESTROOM DOORS	2,000
			10,000
	9331	LANDSCAPE CONTRACT	18,804
			18,804
7811 - TIERRA REJADA PARK	9205	TENNIS COURT NETS	500
		BASKETBALL NETS	200
			700
	9252	TENNIS COURT SCREEN	3,500
		GENERAL MAINTENANCE	2,000
		SAND	2,500
		RESTROOM MAINTENANCE	1,200
		ADA ACCESS - EAST SIDE OF PARK	2,200
		TURF RENOVATION (GF RESERVE)	15,000
		RESTROOM DOORS	2,000
			28,400
	9331	LANDSCAPE CONTRACT	15,660
			15,660
7812 - COUNTRY TRAIL PARK	9252	GENERAL MAINTENANCE	3,000
		WOOD FIBER	4,000
			7,000
	9331	LANDSCAPE CONTRACT	17,232
			17,232
7813 - GLENWOOD PARK	9252	RESTROOM DOOR IMPROVEMENTS	12,000
		GENERAL MAINTENANCE	2,000

CITY OF MOORPARK
BUDGET LINE ITEM DETAIL
FISCAL YEAR 2013/14

DEPARTMENT: 7800 - PARK MAINTENANCE/IMPROVEMENT

LOCATION	OBJECT	DESCRIPTION	AMOUNT
7813 - GLENWOOD PARK	9252	WOOD FIBER	4,000
		RESURFACE/REPAIR BASKETBALL COURT	6,500
			24,500
	9331	LANDSCAPE CONTRACT	9,396
			9,396
7814 - VILLA CAMPESINA PARK	9252	GENERAL MAINTENANCE	1,500
		SAND	500
			2,000
	9331	LANDSCAPE CONTRACT	4,320
			4,320
7815 - MILLER PARK	9205	TENNIS COURT NETS	500
		BASKETBALL NETS	500
		TENNIS SCREENING	1,000
			2,000
	9252	TRASH RECEPTACLES	6,000
		GENERAL MAINTENANCE	1,500
		SAND	3,000
		BASKETBALL AND TENNIS RESURFACE	10,500
		RENOVATE TURF (RESEED) (GF RESERVE)	6,500
		CONCRETE REPAIRS	3,500
			31,000
	9331	LANDSCAPE CONTRACT	12,528
			12,528
7816 - MAGNOLIA PARK	9252	GENERAL MAINTENANCE	1,000
		REPLACE SAND	1,500
			2,500
	9331	LANDSCAPE CONTRACT	6,600
			6,600
7818 - MAMMOTH HIGHLANDS PARK	9252	GENERAL MAINTENANCE	4,000
		TURF RENOVATION: FERTILIZER	3,500
		LANDSCAPE RENOVATION (GF RESERVE)	7,500
			15,000
	9272	PARK MAINT ASSESSMENT FOR CITY-OWNED PROPERTIES	4,400
			4,400
	9331	LANDSCAPE CONTRACT	10,968
			10,968
7819 - VETERANS MEMORIAL PARK	9252	GENERAL MAINTENANCE & REPAIR	1,500
		FOUNTAIN REPAIR	1,000

CITY OF MOORPARK
BUDGET LINE ITEM DETAIL
FISCAL YEAR 2013/14

DEPARTMENT: 7800 - PARK MAINTENANCE/IMPROVEMENT

LOCATION	OBJECT	DESCRIPTION	AMOUNT
			2,500
	9331	LANDSCAPE SERVICES	4,320
			4,320
7820 - BUTTERCREEK PARK	9331	LANDSCAPE CONTRACT	4,800
			4,800
7850 - NATURE TRAILS	9252	TRAIL REPAIR	500
			500
	9331	LANDSCAPE CONTRACT	4,692
			4,692

Fiscal Year 2013/14

Open Space Maintenance
(Division 7810)

The Parks, Recreation and Community Services Department is responsible for maintaining the grounds of City owned open space. The City of Moorpark currently maintains 5 parcels designated as Open Space as follows:

Parcel not shown on map (80 acres)	South of Tierra Rejada	7841
Parcels 2 & 3 (174.63 acres)	Meridian Hills Equestrian Staging Area	7843
Parcel 57 & 58 (21.98 acres)	Virginia Colony Open Space (SDI)	7846

Beginning with Fiscal Year 2012/13, the cost of maintenance on 7 parcels previously in Open Space Maintenance were moved the Lighting and Landscaping Maintenance Assessment Districts (Division 7900).

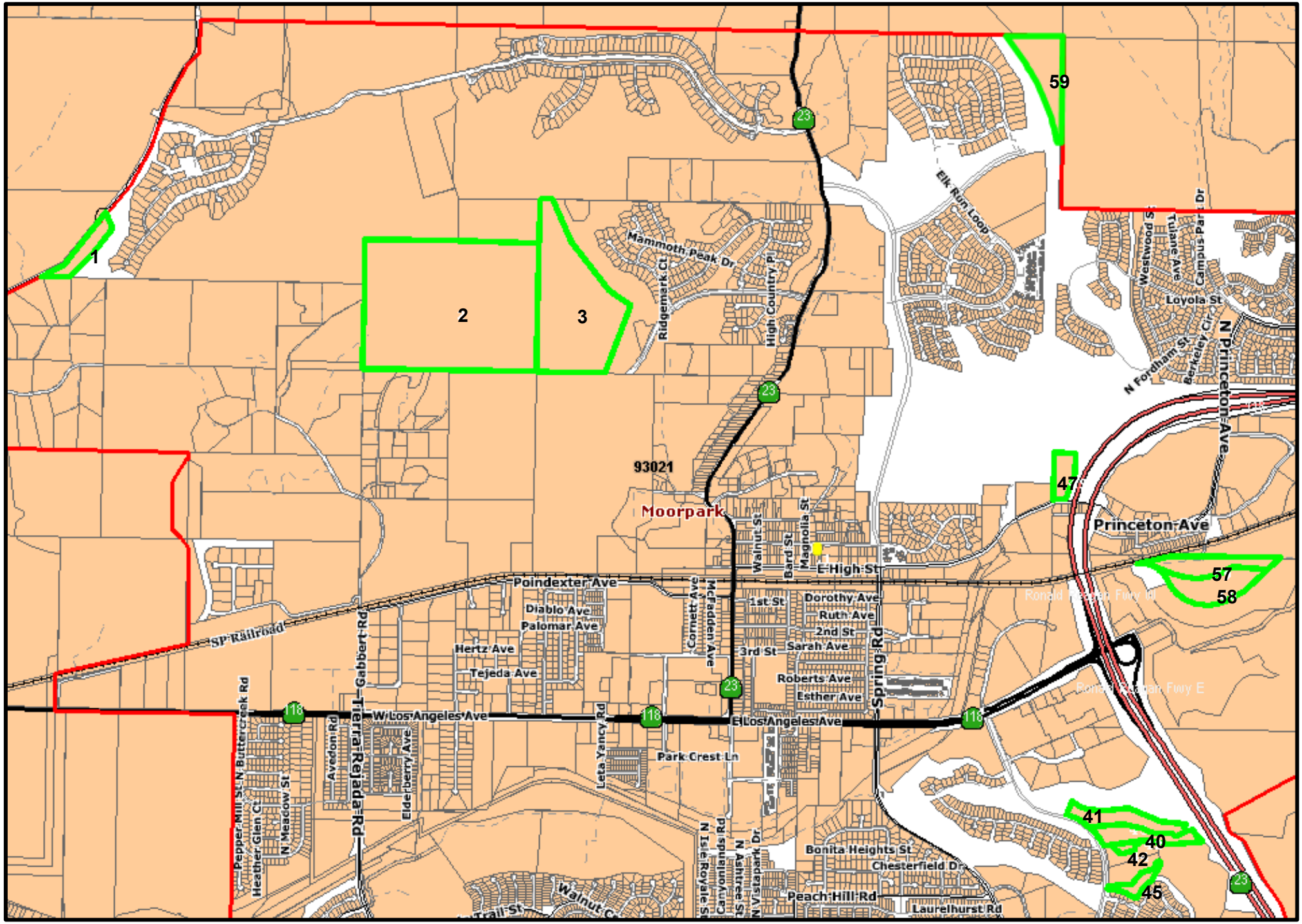

Properties (Open-Space) Owned by the City of Moorpark

OPEN SPACE MAINTENANCE

Budget Unit	Object	Account Title	11/12 Actual	12/13 Budget	12/13 Estimate	13/14 Recommended	13/14 Adopted
100078107843	9252	PROPERTY MAINTENANCE	0	4,900	0	4,900	4,900
100078107846	9252	PROPERTY MAINTENANCE	0	600	0	600	600
280078107841	9252	PROPERTY MAINTENANCE	0	3,200	0	3,200	3,200
100078107841	9272	PROPERTY TAX PAYMENTS	13,713	0	0	0	0
280078107841	9272	PROPERTY TAX PAYMENTS	0	14,000	21,100	22,000	22,000
			13,713	22,700	21,100	30,700	30,700
			13,713	22,700	21,100	30,700	30,700

CITY OF MOORPARK
BUDGET LINE ITEM DETAIL
FISCAL YEAR 2013/14

DEPARTMENT: 7810 - OPEN SPACE MAINTENANCE

OBJECT CODE	BUDGET UNIT	DESCRIPTION	AMOUNT
9252	100078107843	WEED ABATEMENT	4,900
			4,900
	100078107846	WEED ABATEMENT	600
			600
	280078107841	WEED ABATEMENT	2,200
		ROAD & GATE REPAIRS	1,000
			3,200
9272	280078107841	TIERRA REJADA OPEN SPACE ANNUAL PROPERTY TAX	22,000
			22,000

Fiscal Year 2013/14

Lighting & Landscaping Maintenance Assessment Districts
(Division 7900)

The citywide Lighting and Landscaping Maintenance Assessment District was formed in Fiscal Year 1983-1984 to accommodate costs associated with street lighting, specified landscaped areas and maintenance activities of benefit to the entire City. In subsequent years, 'Zones of Benefit' were established to assess new developments for direct non-citywide landscape maintenance benefits provided by the City. Going forward, as new landscaped areas are created, the City forms new Assessment Districts to fund on-going maintenance and future replacement.

Generally, assessments are levied on the basis of special benefit received by the individual property, as determined by an assessment engineering study. The Finance Department is responsible for managing the assessment engineering contract and calculating the annual assessment levy; monitors and tracts assessment balances. The Public Works Department has responsibility for formation of districts, maintaining street lights, storm drains, and flood basins. The Parks, Recreation and Community Services Department assumes responsibility for maintaining landscaped areas within the City and beginning in Fiscal Year 2012/13, the maintenance of the following City owned 7 parcels of open space:

Parcel 1 (6.06 acres)	Country Club Equestrian Staging Area	7842
Parcels 40, 41, 42 & 45 (20.25 acres)	East of Miller Parkway	7844
Parcel 47 (4.77 acres)	Crawford Canyon	7845
Parcel 59 (14.27 acres)	East of Happy Camp Canyon Road	7847

Refer to map of City owned Open Space under Open Space Maintenance (Division 7810).

LIGHTING & LANDSCAPING MAINTENANCE ASSESSMENT DISTRICTS

Object	Account Title	11/12 Actual	12/13 Budget	12/13 Estimate	13/14 Recommended	13/14 Approved
9002	SALARIES (FULL-TIME)	106,744	121,458	121,754	123,419	123,419
9004	OVERTIME	0	1,000	0	1,000	1,000
9011	WORKERS COMP INSURANCE	242	1,348	1,348	3,281	3,280
9013	PERS CONTRIBUTIONS	18,429	22,112	22,688	22,385	22,385
9014	MEDICARE	1,549	1,791	1,862	1,604	1,604
9016	BILINGUAL PAY	124	120	110	247	247
9018	LONGEVITY PAY	417	1,846	1,832	1,710	1,710
9019	FULL TIME DEFERRED COMP	0	0	0	2,592	2,592
9020	UNIFORM ALLOWANCE	0	364	364	156	156
9030	OPEB-ANNUAL REQD CONTRIB	529	607	607	644	644
9040	DENTAL INSURANCE	1,988	1,740	1,747	2,292	2,292
9041	VISION INSURANCE	248	222	249	278	278
9042	GROUP LIFE INSURANCE	180	256	188	224	224
9043	ST/LT DISABILITY INSURANC	639	821	774	794	794
9044	EMPLOYEE ASSTANCE PROGRAM	30	26	44	30	30
9045	MEDICAL HLTH INSURANCE	16,259	18,827	19,797	24,247	24,247
9102	CONTRACTUAL SERVICES	8,040	15,500	13,000	15,975	15,975
9103	SPECIAL PROFESSIONAL SVCS	8,549	19,100	16,206	36,600	36,600
9122	LEGAL SVCS-NON RETAINER	228	1,000	0	1,000	1,000
9204	SHOP & OPERATING SUPPLIES	302	1,000	750	1,000	1,000
9208	SMALL TOOLS	0	100	100	100	100
9221	MEMBERSHIPS & DUES	490	400	400	400	400
9224	MILEAGE	372	372	372	0	0
9252	PROPERTY MAINTENANCE	107,517	216,557	110,200	310,200	310,200
9254	VEHICLE MAINTENANCE	1,495	2,500	2,500	2,500	2,500
9255	GASOLINE/DIESEL	1,600	1,000	2,000	2,500	2,500
9330	TREE TRIMMING	104,883	141,560	140,640	141,060	141,060
9331	LANDSCAPE SERVICES	379,761	482,156	430,734	409,939	409,939
9413	ELECTRICITY	19,683	31,900	23,775	31,900	31,900
9415	WATER	527,285	754,300	536,058	652,400	652,400
9420	TELEPHONE SERVICE	459	538	955	702	0
9451	STATE/COUNTY ADMIN FEE	2,358	0	0	0	0
9452	COLLECTION ADMIN FEE	3,416	3,000	2,800	3,000	3,000
9504	OTHER EQUIPMENT	138,649	29,523	9,513	0	0
9820	TRANSFER TO OTHER FUNDS	395,930	303,306	303,306	181,765	181,765
9830	COST PLAN CHARGES	466,200	298,700	298,699	314,001	314,001
		2,314,594	2,475,050	2,065,372	2,289,945	2,289,242

LIGHTING & LANDSCAPING MAINTENANCE ASSESSMENT DISTRICTS

Location	Object	Account Title	11/12 Actual	12/13 Budget	12/13 Estimate	13/14 Recommended	13/14 Adopted
100079000000 - AD 84-2 LANDSCAPING	9820	TRANSFER TO OTHER FUNDS	130,656	303,306	303,306	181,765	181,765
			130,656	303,306	303,306	181,765	181,765
100079007901 - LIGHT & LSCAPE DISTRICTS	9252	PROPERTY MAINTENANCE	255	0	0	0	0
			255	0	0	0	0
100079007905 - CENTRAL IRRIGATION SYSTEM	9504	OTHER EQUIPMENT	34,895	2,426	0	0	0
			34,895	2,426	0	0	0
230079007901 - AD 84-2 CITYWIDE	9002	SALARIES (FULL-TIME)	38,866	7,835	7,860	7,963	7,963
	9004	OVERTIME	0	500	0	500	500
	9011	WORKERS COMP INSURANCE	92	88	88	213	213
	9013	PERS CONTRIBUTIONS	6,629	1,426	1,464	1,444	1,444
	9014	MEDICARE	564	116	120	104	104
	9016	BILINGUAL PAY	97	9	7	17	17
	9018	LONGEVITY PAY	417	119	118	111	111
	9019	FULL TIME DEFERRED COMP	0	0	0	166	166
	9020	UNIFORM ALLOWANCE	0	24	24	9	9
	9030	OPEB-ANNUAL REQD CONTRIB	204	39	39	42	42
	9040	DENTAL INSURANCE	625	114	155	150	150
	9041	VISION INSURANCE	83	16	24	19	19
	9042	GROUP LIFE INSURANCE	74	16	17	13	13
	9043	ST/LT DISABILITY INSURANC	227	52	66	51	51
	9044	EMPLOYEE ASSTANCE PROGR/	11	1	3	1	1
	9045	MEDICAL HLTH INSURANCE	6,556	1,214	1,497	1,564	1,564
	9102	CONTRACTUAL SERVICES	5,513	12,500	10,000	12,975	12,975
	9103	SPECIAL PROFESSIONAL SVCS	669	4,000	6,000	7,000	7,000
	9122	LEGAL SVCS-NON RETAINER	0	1,000	0	1,000	1,000
	9204	SHOP & OPERATING SUPPLIES	302	1,000	750	1,000	1,000
	9208	SMALL TOOLS	0	100	100	100	100
	9221	MEMBERSHIPS & DUES	490	400	400	400	400
	9224	MILEAGE	372	24	24	0	0
	9252	PROPERTY MAINTENANCE	16,150	29,410	12,000	23,100	23,100
	9254	VEHICLE MAINTENANCE	1,495	2,500	2,500	2,500	2,500
	9255	GASOLINE/DIESEL	1,600	1,000	2,000	2,500	2,500
	9330	TREE TRIMMING	34,402	31,420	31,000	31,420	31,420
	9331	LANDSCAPE SERVICES	25,750	25,800	25,210	25,210	25,210
	9413	ELECTRICITY	7,447	10,000	8,000	10,000	10,000
	9415	WATER	52,849	65,700	60,000	70,000	70,000
	9420	TELEPHONE SERVICE	117	34	68	45	0
	9451	STATE/COUNTY ADMIN FEE	2,358	0	0	0	0
	9452	COLLECTION ADMIN FEE	3,416	3,000	2,800	3,000	3,000
	9830	COST PLAN CHARGES	172,494	19,294	19,294	20,282	20,282
			379,868	218,751	191,628	222,899	222,854
230079007902 - PEPPER TREE MAINT. PLAN	9103	SPECIAL PROFESSIONAL SVCS	2,470	5,000	5,000	7,000	7,000

LIGHTING & LANDSCAPING MAINTENANCE ASSESSMENT DISTRICTS

Location	Object	Account Title	11/12 Actual	12/13 Budget	12/13 Estimate	13/14 Recommended	13/14 Adopted
230079007902 - PEPPER TREE MAINT. PLAN	9122	LEGAL SVCS-NON RETAINER	228	0	0	0	0
			2,698	5,000	5,000	7,000	7,000
230179007901 - 84-2 PECAN AVE T2851	9002	SALARIES (FULL-TIME)	1,756	1,156	1,165	1,177	1,177
	9011	WORKERS COMP INSURANCE	4	13	13	33	33
	9013	PERS CONTRIBUTIONS	306	211	217	213	213
	9014	MEDICARE	26	16	17	15	15
	9016	BILINGUAL PAY	0	0	1	2	2
	9018	LONGEVITY PAY	0	18	18	16	16
	9019	FULL TIME DEFERRED COMP	0	0	0	26	26
	9020	UNIFORM ALLOWANCE	0	3	3	1	1
	9030	OPEB-ANNUAL REQD CONTRIB	8	5	5	6	6
	9040	DENTAL INSURANCE	34	17	18	22	22
	9041	VISION INSURANCE	4	1	3	1	1
	9042	GROUP LIFE INSURANCE	3	2	2	2	2
	9043	ST/LT DISABILITY INSURANC	11	7	8	7	7
	9044	EMPLOYEE ASSTANCE PROGR/	0	0	1	0	0
	9045	MEDICAL HLTH INSURANCE	239	178	193	230	230
	9224	MILEAGE	0	4	4	0	0
	9252	PROPERTY MAINTENANCE	100	500	300	500	500
	9330	TREE TRIMMING	278	880	880	880	880
	9331	LANDSCAPE SERVICES	4,304	4,300	4,305	4,305	4,305
	9413	ELECTRICITY	361	500	450	500	500
	9415	WATER	1,212	5,100	2,000	5,100	5,100
	9420	TELEPHONE SERVICE	9	6	9	6	0
	9830	COST PLAN CHARGES	4,662	2,846	2,846	2,992	2,992
			13,317	15,763	12,458	16,034	16,028
230279007901 - 84-2 STEEPLE HILL T2865	9002	SALARIES (FULL-TIME)	2,643	2,722	2,720	2,768	2,768
	9011	WORKERS COMP INSURANCE	6	32	32	75	75
	9013	PERS CONTRIBUTIONS	464	495	507	502	502
	9014	MEDICARE	39	40	41	37	37
	9016	BILINGUAL PAY	0	3	3	6	6
	9018	LONGEVITY PAY	0	41	41	38	38
	9019	FULL TIME DEFERRED COMP	0	0	0	57	57
	9020	UNIFORM ALLOWANCE	0	9	9	5	5
	9030	OPEB-ANNUAL REQD CONTRIB	13	13	13	14	14
	9040	DENTAL INSURANCE	51	39	40	51	51
	9041	VISION INSURANCE	6	4	5	6	6
	9042	GROUP LIFE INSURANCE	4	5	4	4	4
	9043	ST/LT DISABILITY INSURANC	16	17	17	17	17
	9044	EMPLOYEE ASSTANCE PROGR/	1	0	1	0	0
	9045	MEDICAL HLTH INSURANCE	358	422	441	542	542
	9103	SPECIAL PROFESSIONAL SVCS	250	1,000	800	1,000	1,000
	9224	MILEAGE	0	8	8	0	0
	9252	PROPERTY MAINTENANCE	675	3,500	1,000	3,500	3,500
	9330	TREE TRIMMING	5,713	6,000	6,000	6,000	6,000
	9331	LANDSCAPE SERVICES	13,919	16,594	10,146	10,146	10,146

LIGHTING & LANDSCAPING MAINTENANCE ASSESSMENT DISTRICTS

Location	Object	Account Title	11/12 Actual	12/13 Budget	12/13 Estimate	13/14 Recommended	13/14 Adopted
230279007901 - 84-2 STEEPLE HILL T2865	9413	ELECTRICITY	830	1,000	800	1,000	1,000
	9415	WATER	16,217	36,000	18,000	36,000	36,000
	9420	TELEPHONE SERVICE	14	12	22	16	0
	9830	COST PLAN CHARGES	41,958	6,710	6,709	7,053	7,053
			83,177	74,666	47,359	68,837	68,821
230279007905 - CENTRAL IRRIGATION SYSTEM	9504	OTHER EQUIPMENT	19,419	6,728	0	0	0
			19,419	6,728	0	0	0
230379007901 - 84-2 BUTTERCREEK T3032	9002	SALARIES (FULL-TIME)	1,756	85	88	85	85
	9011	WORKERS COMP INSURANCE	4	1	1	1	1
	9013	PERS CONTRIBUTIONS	306	14	16	14	14
	9014	MEDICARE	26	1	1	1	1
	9018	LONGEVITY PAY	0	1	1	1	1
	9019	FULL TIME DEFERRED COMP	0	0	0	1	1
	9030	OPEB-ANNUAL REQD CONTRIB	8	0	0	0	0
	9040	DENTAL INSURANCE	34	1	4	1	1
	9041	VISION INSURANCE	4	0	1	0	0
	9042	GROUP LIFE INSURANCE	3	0	1	0	0
	9043	ST/LT DISABILITY INSURANC	11	0	2	0	0
	9044	EMPLOYEE ASSTANCE PROGR/	0	0	1	0	0
	9045	MEDICAL HLTH INSURANCE	239	15	23	17	17
	9252	PROPERTY MAINTENANCE	0	300	200	300	300
	9330	TREE TRIMMING	350	500	500	500	500
	9331	LANDSCAPE SERVICES	304	400	305	305	305
	9415	WATER	1,081	3,000	2,500	3,000	3,000
	9420	TELEPHONE SERVICE	9	0	1	0	0
	9830	COST PLAN CHARGES	0	203	203	214	214
			4,135	4,521	3,848	4,440	4,440
230479007901 - 84-2 WILLIAMS RANCH T3274	9002	SALARIES (FULL-TIME)	1,756	413	409	419	419
	9011	WORKERS COMP INSURANCE	4	5	5	11	11
	9013	PERS CONTRIBUTIONS	306	76	76	77	77
	9014	MEDICARE	26	6	5	5	5
	9016	BILINGUAL PAY	0	0	1	1	1
	9018	LONGEVITY PAY	0	6	6	5	5
	9019	FULL TIME DEFERRED COMP	0	0	0	9	9
	9020	UNIFORM ALLOWANCE	0	1	1	0	0
	9030	OPEB-ANNUAL REQD CONTRIB	8	1	1	1	1
	9040	DENTAL INSURANCE	34	4	8	6	6
	9041	VISION INSURANCE	4	0	1	0	0
	9042	GROUP LIFE INSURANCE	3	0	1	0	0
	9043	ST/LT DISABILITY INSURANC	11	2	3	1	1
	9044	EMPLOYEE ASSTANCE PROGR/	0	0	1	0	0
	9045	MEDICAL HLTH INSURANCE	239	65	75	83	83
	9224	MILEAGE	0	1	1	0	0
	9252	PROPERTY MAINTENANCE	50	500	250	500	500

LIGHTING & LANDSCAPING MAINTENANCE ASSESSMENT DISTRICTS

Location	Object	Account Title	11/12 Actual	12/13 Budget	12/13 Estimate	13/14 Recommended	13/14 Adopted
230479007901 - 84-2 WILLIAMS RANCH T3274	9330	TREE TRIMMING	495	500	500	500	500
	9331	LANDSCAPE SERVICES	1,537	1,600	1,538	1,538	1,538
	9413	ELECTRICITY	270	400	250	400	400
	9415	WATER	1,035	2,000	1,250	2,000	2,000
	9420	TELEPHONE SERVICE	9	0	4	1	0
	9830	COST PLAN CHARGES	4,662	1,017	1,017	1,069	1,069
			10,448	6,597	5,403	6,626	6,625
230579007901 - 84-2 PHEASANT T3019/3525	9002	SALARIES (FULL-TIME)	2,643	3,717	3,731	3,774	3,774
	9011	WORKERS COMP INSURANCE	6	41	41	100	100
	9013	PERS CONTRIBUTIONS	464	677	695	685	685
	9014	MEDICARE	39	54	57	50	50
	9016	BILINGUAL PAY	0	3	3	7	7
	9018	LONGEVITY PAY	0	57	56	53	53
	9019	FULL TIME DEFERRED COMP	0	0	0	80	80
	9020	UNIFORM ALLOWANCE	0	12	12	5	5
	9030	OPEB-ANNUAL REQD CONTRIB	13	17	17	19	19
	9040	DENTAL INSURANCE	51	53	53	69	69
	9041	VISION INSURANCE	6	6	7	8	8
	9042	GROUP LIFE INSURANCE	4	8	5	7	7
	9043	ST/LT DISABILITY INSURANC	16	26	23	26	26
	9044	EMPLOYEE ASSTANCE PROGR/	1	1	1	1	1
	9045	MEDICAL HLTH INSURANCE	358	577	600	743	743
	9224	MILEAGE	0	11	11	0	0
	9252	PROPERTY MAINTENANCE	500	3,000	1,000	3,000	3,000
	9330	TREE TRIMMING	1,905	2,000	2,000	2,000	2,000
	9331	LANDSCAPE SERVICES	15,551	17,396	13,835	13,835	13,835
	9413	ELECTRICITY	277	500	250	500	500
	9415	WATER	12,809	31,000	15,000	31,000	31,000
	9420	TELEPHONE SERVICE	14	17	29	21	0
	9830	COST PLAN CHARGES	18,648	9,149	9,149	9,617	9,617
			53,305	68,322	46,575	65,600	65,579
230679007901 - 84-2 INGLEWOOD ST T3306	9002	SALARIES (FULL-TIME)	1,756	25	10	26	26
	9011	WORKERS COMP INSURANCE	4	0	0	0	0
	9013	PERS CONTRIBUTIONS	306	5	2	4	4
	9014	MEDICARE	26	0	0	0	0
	9030	OPEB-ANNUAL REQD CONTRIB	8	0	0	0	0
	9040	DENTAL INSURANCE	34	0	3	0	0
	9041	VISION INSURANCE	4	0	1	0	0
	9042	GROUP LIFE INSURANCE	3	0	1	0	0
	9043	ST/LT DISABILITY INSURANC	11	0	2	0	0
	9044	EMPLOYEE ASSTANCE PROGR/	0	0	1	0	0
	9045	MEDICAL HLTH INSURANCE	239	2	11	5	5
	9252	PROPERTY MAINTENANCE	50	200	150	200	200
	9330	TREE TRIMMING	451	500	500	500	500
	9331	LANDSCAPE SERVICES	154	200	155	155	155
	9413	ELECTRICITY	268	300	250	300	300

LIGHTING & LANDSCAPING MAINTENANCE ASSESSMENT DISTRICTS

Location	Object	Account Title	11/12 Actual	12/13 Budget	12/13 Estimate	13/14 Recommended	13/14 Adopted
230679007901 - 84-2 INGLEWOOD ST T3306	9415	WATER	312	400	300	400	400
	9420	TELEPHONE SERVICE	9	0	1	0	0
	9830	COST PLAN CHARGES	0	61	61	64	64
			3,633	1,693	1,448	1,654	1,654
230779007901 - 84-2 LA AVE & GABBERT RD	9002	SALARIES (FULL-TIME)	1,756	656	652	669	669
	9011	WORKERS COMP INSURANCE	4	6	6	17	17
	9013	PERS CONTRIBUTIONS	306	120	121	122	122
	9014	MEDICARE	26	10	10	8	8
	9016	BILINGUAL PAY	0	0	1	1	1
	9018	LONGEVITY PAY	0	10	10	9	9
	9019	FULL TIME DEFERRED COMP	0	0	0	13	13
	9020	UNIFORM ALLOWANCE	0	2	2	0	0
	9030	OPEB-ANNUAL REQD CONTRIB	8	3	3	3	3
	9040	DENTAL INSURANCE	34	10	11	13	13
	9041	VISION INSURANCE	4	1	2	1	1
	9042	GROUP LIFE INSURANCE	3	2	1	1	1
	9043	ST/LT DISABILITY INSURANC	11	5	5	4	4
	9044	EMPLOYEE ASSTANCE PROGR/	0	0	1	0	0
	9045	MEDICAL HLTH INSURANCE	239	101	113	132	132
	9224	MILEAGE	0	2	2	0	0
	9252	PROPERTY MAINTENANCE	50	200	100	200	200
	9330	TREE TRIMMING	1,200	2,200	2,200	2,200	2,200
	9331	LANDSCAPE SERVICES	2,460	2,500	2,460	2,460	2,460
	9413	ELECTRICITY	808	1,000	600	1,000	1,000
	9415	WATER	4,092	7,200	4,000	6,000	6,000
	9420	TELEPHONE SERVICE	9	2	6	4	0
	9830	COST PLAN CHARGES	9,324	1,626	1,626	1,710	1,710
			20,333	15,656	11,932	14,567	14,563
230879007901 - 84-2 HOMES ACRES BUFFER	9002	SALARIES (FULL-TIME)	6,117	1,156	1,175	1,177	1,177
	9004	OVERTIME	0	500	0	500	500
	9011	WORKERS COMP INSURANCE	15	13	13	33	33
	9013	PERS CONTRIBUTIONS	1,022	211	219	213	213
	9014	MEDICARE	87	16	18	15	15
	9016	BILINGUAL PAY	27	0	1	2	2
	9018	LONGEVITY PAY	0	18	18	16	16
	9019	FULL TIME DEFERRED COMP	0	0	0	26	26
	9020	UNIFORM ALLOWANCE	0	3	3	1	1
	9030	OPEB-ANNUAL REQD CONTRIB	34	5	5	6	6
	9040	DENTAL INSURANCE	157	17	29	22	22
	9041	VISION INSURANCE	19	1	4	1	1
	9042	GROUP LIFE INSURANCE	11	2	3	2	2
	9043	ST/LT DISABILITY INSURANC	42	7	10	7	7
	9044	EMPLOYEE ASSTANCE PROGR/	3	0	1	0	0
	9045	MEDICAL HLTH INSURANCE	1,311	178	236	230	230
	9102	CONTRACTUAL SERVICES	2,527	3,000	3,000	3,000	3,000
	9103	SPECIAL PROFESSIONAL SVCS	2,280	2,600	500	2,600	2,600

LIGHTING & LANDSCAPING MAINTENANCE ASSESSMENT DISTRICTS

Location	Object	Account Title	11/12 Actual	12/13 Budget	12/13 Estimate	13/14 Recommended	13/14 Adopted
230879007901 - 84-2 HOMES ACRES BUFFER	9224	MILEAGE	0	4	4	0	0
	9252	PROPERTY MAINTENANCE	914	500	450	500	500
	9330	TREE TRIMMING	950	1,000	1,000	1,000	1,000
	9331	LANDSCAPE SERVICES	4,303	4,300	4,305	4,305	4,305
	9413	ELECTRICITY	630	800	500	800	800
	9415	WATER	6,734	10,000	9,500	10,000	10,000
	9420	TELEPHONE SERVICE	23	6	10	6	0
	9830	COST PLAN CHARGES	9,324	2,846	2,846	2,992	2,992
			36,529	27,183	23,850	27,454	27,448
230979007901 - 84-2 CONDOR DRIVE	9002	SALARIES (FULL-TIME)	1,756	330	331	337	337
	9011	WORKERS COMP INSURANCE	4	3	3	8	8
	9013	PERS CONTRIBUTIONS	306	59	61	61	61
	9014	MEDICARE	26	5	5	4	4
	9018	LONGEVITY PAY	0	5	5	5	5
	9019	FULL TIME DEFERRED COMP	0	0	0	7	7
	9020	UNIFORM ALLOWANCE	0	1	1	0	0
	9030	OPEB-ANNUAL REQD CONTRIB	8	1	1	1	1
	9040	DENTAL INSURANCE	34	4	7	5	5
	9041	VISION INSURANCE	4	0	1	0	0
	9042	GROUP LIFE INSURANCE	3	0	1	0	0
	9043	ST/LT DISABILITY INSURANC	11	1	3	1	1
	9044	EMPLOYEE ASSTANCE PROGR/	0	0	1	0	0
	9045	MEDICAL HLTH INSURANCE	239	51	61	64	64
	9224	MILEAGE	0	1	1	0	0
	9252	PROPERTY MAINTENANCE	0	200	100	200	200
	9330	TREE TRIMMING	0	200	200	200	200
	9331	LANDSCAPE SERVICES	1,230	1,300	1,230	1,230	1,230
	9413	ELECTRICITY	40	100	75	100	100
	9415	WATER	1,190	1,600	1,300	1,600	1,600
	9420	TELEPHONE SERVICE	9	1	3	1	0
	9830	COST PLAN CHARGES	0	813	813	855	855
			4,859	4,675	4,203	4,679	4,678
231079007901 - 84-2 MTN MEADOWS PC3	9002	SALARIES (FULL-TIME)	4,420	14,040	14,082	14,262	14,262
	9011	WORKERS COMP INSURANCE	9	156	156	379	379
	9013	PERS CONTRIBUTIONS	774	2,556	2,624	2,588	2,588
	9014	MEDICARE	64	208	216	185	185
	9016	BILINGUAL PAY	0	15	13	29	29
	9018	LONGEVITY PAY	0	214	212	198	198
	9019	FULL TIME DEFERRED COMP	0	0	0	300	300
	9020	UNIFORM ALLOWANCE	0	41	41	19	19
	9030	OPEB-ANNUAL REQD CONTRIB	21	72	72	77	77
	9040	DENTAL INSURANCE	86	201	190	265	265
	9041	VISION INSURANCE	10	25	27	32	32
	9042	GROUP LIFE INSURANCE	7	30	20	26	26
	9043	ST/LT DISABILITY INSURANC	27	95	85	93	93
	9044	EMPLOYEE ASSTANCE PROGR/	1	2	4	3	3

LIGHTING & LANDSCAPING MAINTENANCE ASSESSMENT DISTRICTS

Location	Object	Account Title	11/12 Actual	12/13 Budget	12/13 Estimate	13/14 Recommended	13/14 Adopted
231079007901 - 84-2 MTN MEADOWS PC3	9045	MEDICAL HLTH INSURANCE	600	2,174	2,240	2,801	2,801
	9103	SPECIAL PROFESSIONAL SVCS	1,380	500	0	500	500
	9224	MILEAGE	0	43	43	0	0
	9252	PROPERTY MAINTENANCE	3,144	3,700	2,000	3,700	3,700
	9330	TREE TRIMMING	14,670	14,190	14,190	14,190	14,190
	9331	LANDSCAPE SERVICES	51,489	65,874	42,500	42,500	42,500
	9413	ELECTRICITY	2,511	3,500	1,600	3,500	3,500
	9415	WATER	42,900	56,000	50,000	56,000	56,000
	9420	TELEPHONE SERVICE	23	63	109	83	0
	9830	COST PLAN CHARGES	125,874	34,562	34,562	36,333	36,333
			248,011	198,261	164,986	178,063	177,980
231179007901 - 84-2 ALYSSAS COURT T4174	9002	SALARIES (FULL-TIME)	1,756	85	88	85	85
	9011	WORKERS COMP INSURANCE	4	1	1	1	1
	9013	PERS CONTRIBUTIONS	306	14	16	14	14
	9014	MEDICARE	26	1	1	1	1
	9018	LONGEVITY PAY	0	1	1	1	1
	9019	FULL TIME DEFERRED COMP	0	0	0	1	1
	9030	OPEB-ANNUAL REQD CONTRIB	8	0	0	0	0
	9040	DENTAL INSURANCE	34	1	4	1	1
	9041	VISION INSURANCE	4	0	1	0	0
	9042	GROUP LIFE INSURANCE	3	0	1	0	0
	9043	ST/LT DISABILITY INSURANC	11	0	2	0	0
	9044	EMPLOYEE ASSTANCE PROGR/	0	0	1	0	0
	9045	MEDICAL HLTH INSURANCE	239	15	23	17	17
	9252	PROPERTY MAINTENANCE	0	0	50	100	100
	9331	LANDSCAPE SERVICES	307	300	308	308	308
	9413	ELECTRICITY	269	300	200	300	300
	9415	WATER	483	500	450	500	500
	9420	TELEPHONE SERVICE	9	0	1	0	0
	9830	COST PLAN CHARGES	0	203	203	214	214
			3,459	1,421	1,351	1,543	1,543
231279007844 - OP SP-E OF MILLER PKWY	9252	PROPERTY MAINTENANCE	0	600	500	600	600
			0	600	500	600	600
231279007901 - 84-2 CARLSBERG	9002	SALARIES (FULL-TIME)	7,953	10,071	10,083	10,236	10,236
	9011	WORKERS COMP INSURANCE	17	113	113	271	271
	9013	PERS CONTRIBUTIONS	1,391	1,833	1,879	1,855	1,855
	9014	MEDICARE	116	149	155	133	133
	9016	BILINGUAL PAY	0	9	9	20	20
	9018	LONGEVITY PAY	0	153	152	142	142
	9019	FULL TIME DEFERRED COMP	0	0	0	215	215
	9020	UNIFORM ALLOWANCE	0	29	29	14	14
	9030	OPEB-ANNUAL REQD CONTRIB	38	51	51	53	53
	9040	DENTAL INSURANCE	155	145	144	192	192
	9041	VISION INSURANCE	19	20	20	24	24

LIGHTING & LANDSCAPING MAINTENANCE ASSESSMENT DISTRICTS

Location	Object	Account Title	11/12 Actual	12/13 Budget	12/13 Estimate	13/14 Recommended	13/14 Adopted
231279007901 - 84-2 CARLSBERG	9042	GROUP LIFE INSURANCE	12	21	15	19	19
	9043	ST/LT DISABILITY INSURANC	48	70	63	67	67
	9044	EMPLOYEE ASSTANCE PROGR/	2	2	3	1	1
	9045	MEDICAL HLTH INSURANCE	1,081	1,561	1,627	2,012	2,012
	9103	SPECIAL PROFESSIONAL SVCS	500	0	906	0	0
	9224	MILEAGE	0	31	31	0	0
	9252	PROPERTY MAINTENANCE	50,622	26,900	26,000	38,000	38,000
	9330	TREE TRIMMING	13,575	10,720	10,720	10,720	10,720
	9331	LANDSCAPE SERVICES	16,924	20,158	10,146	10,146	10,146
	9413	ELECTRICITY	2,064	2,000	1,500	2,000	2,000
	9415	WATER	55,809	70,000	40,000	50,000	50,000
	9420	TELEPHONE SERVICE	41	45	79	59	0
	9830	COST PLAN CHARGES	79,254	24,804	24,804	26,074	26,074
			229,620	168,885	128,529	152,253	152,194
231279007905 - CENTRAL IRRIGATION SYSTEM	9504	OTHER EQUIPMENT	19,840	6,240	2,792	0	0
			19,840	6,240	2,792	0	0
231479007901 - 01-1 WILSHIRE BUILD T5201	9002	SALARIES (FULL-TIME)	1,756	243	243	250	250
	9011	WORKERS COMP INSURANCE	4	2	2	7	7
	9013	PERS CONTRIBUTIONS	306	44	46	44	44
	9014	MEDICARE	26	3	3	2	2
	9018	LONGEVITY PAY	0	4	4	3	3
	9019	FULL TIME DEFERRED COMP	0	0	0	5	5
	9020	UNIFORM ALLOWANCE	0	1	1	0	0
	9030	OPEB-ANNUAL REQD CONTRIB	8	1	1	1	1
	9040	DENTAL INSURANCE	34	3	6	5	5
	9041	VISION INSURANCE	4	0	1	0	0
	9042	GROUP LIFE INSURANCE	3	0	1	0	0
	9043	ST/LT DISABILITY INSURANC	11	1	2	1	1
	9044	EMPLOYEE ASSTANCE PROGR/	0	0	1	0	0
	9045	MEDICAL HLTH INSURANCE	239	36	48	50	50
	9224	MILEAGE	0	1	1	0	0
	9331	LANDSCAPE SERVICES	922	1,000	923	923	923
	9413	ELECTRICITY	268	400	250	400	400
	9415	WATER	572	900	450	900	900
	9420	TELEPHONE SERVICE	9	1	0	1	0
	9830	COST PLAN CHARGES	0	610	610	641	641
			4,162	3,250	2,593	3,233	3,232
231579007842 - OPEN SP-CNTRY CLUB EQUEST	9252	PROPERTY MAINTENANCE	0	200	200	200	200
			0	200	200	200	200
231579007901 - 01-2 TOLL BROS T4928	9002	SALARIES (FULL-TIME)	7,172	7,591	7,627	7,718	7,718
	9011	WORKERS COMP INSURANCE	15	83	83	205	205
	9013	PERS CONTRIBUTIONS	1,247	1,382	1,421	1,401	1,401

LIGHTING & LANDSCAPING MAINTENANCE ASSESSMENT DISTRICTS

Location	Object	Account Title	11/12 Actual	12/13 Budget	12/13 Estimate	13/14 Recommended	13/14 Adopted
231579007901 - 01-2 TOLL BROS T4928	9014	MEDICARE	104	112	117	101	101
	9016	BILINGUAL PAY	0	9	7	16	16
	9018	LONGEVITY PAY	0	116	115	107	107
	9019	FULL TIME DEFERRED COMP	0	0	0	163	163
	9020	UNIFORM ALLOWANCE	0	24	24	9	9
	9030	OPEB-ANNUAL REQD CONTRIB	34	39	39	41	41
	9040	DENTAL INSURANCE	140	110	111	145	145
	9041	VISION INSURANCE	17	15	15	19	19
	9042	GROUP LIFE INSURANCE	11	14	11	13	13
	9043	ST/LT DISABILITY INSURANC	43	52	49	50	50
	9044	EMPLOYEE ASSTANCE PROGR/	2	1	2	1	1
	9045	MEDICAL HLTH INSURANCE	973	1,177	1,236	1,515	1,515
	9103	SPECIAL PROFESSIONAL SVCS	0	0	0	15,000	15,000
	9224	MILEAGE	0	23	23	0	0
	9252	PROPERTY MAINTENANCE	12,980	75,000	800	125,000	125,000
	9330	TREE TRIMMING	3,907	10,090	10,090	10,090	10,090
	9331	LANDSCAPE SERVICES	32,817	36,758	28,285	27,670	27,670
	9415	WATER	46,696	60,000	45,000	50,000	50,000
	9420	TELEPHONE SERVICE	37	34	61	44	0
	9830	COST PLAN CHARGES	0	18,704	18,704	19,662	19,662
			106,196	211,334	113,820	258,970	258,926
231579007905 - CENTRAL IRRIGATION SYSTEM	9504	OTHER EQUIPMENT	28,096	5,084	3,584	0	0
			28,096	5,084	3,584	0	0
231679007901 - 01-3 CABRILLO T5161	9002	SALARIES (FULL-TIME)	1,756	330	331	337	337
	9011	WORKERS COMP INSURANCE	4	3	3	8	8
	9013	PERS CONTRIBUTIONS	306	59	61	61	61
	9014	MEDICARE	26	5	5	4	4
	9018	LONGEVITY PAY	0	5	5	5	5
	9019	FULL TIME DEFERRED COMP	0	0	0	7	7
	9020	UNIFORM ALLOWANCE	0	1	1	0	0
	9030	OPEB-ANNUAL REQD CONTRIB	8	1	1	1	1
	9040	DENTAL INSURANCE	34	4	7	5	5
	9041	VISION INSURANCE	4	0	1	0	0
	9042	GROUP LIFE INSURANCE	3	0	1	0	0
	9043	ST/LT DISABILITY INSURANC	11	1	3	1	1
	9044	EMPLOYEE ASSTANCE PROGR/	0	0	1	0	0
	9045	MEDICAL HLTH INSURANCE	239	51	61	64	64
	9224	MILEAGE	0	1	1	0	0
	9252	PROPERTY MAINTENANCE	150	800	300	800	800
	9330	TREE TRIMMING	360	860	860	860	860
	9331	LANDSCAPE SERVICES	4,830	4,900	4,830	4,830	4,830
	9415	WATER	0	4,100	3,500	4,100	4,100
	9420	TELEPHONE SERVICE	9	1	3	1	0
	9830	COST PLAN CHARGES	0	813	813	855	855
			7,740	11,935	10,788	11,939	11,938

LIGHTING & LANDSCAPING MAINTENANCE ASSESSMENT DISTRICTS

Location	Object	Account Title	11/12 Actual	12/13 Budget	12/13 Estimate	13/14 Recommended	13/14 Adopted
231879007901 - 04-1 COLMER T5307	9002	SALARIES (FULL-TIME)	1,756	413	409	419	419
	9011	WORKERS COMP INSURANCE	4	5	5	11	11
	9013	PERS CONTRIBUTIONS	306	76	76	77	77
	9014	MEDICARE	26	6	5	5	5
	9016	BILINGUAL PAY	0	0	1	1	1
	9018	LONGEVITY PAY	0	6	6	5	5
	9019	FULL TIME DEFERRED COMP	0	0	0	9	9
	9020	UNIFORM ALLOWANCE	0	1	1	0	0
	9030	OPEB-ANNUAL REQD CONTRIB	8	1	1	1	1
	9040	DENTAL INSURANCE	34	4	8	6	6
	9041	VISION INSURANCE	4	0	1	0	0
	9042	GROUP LIFE INSURANCE	3	0	1	0	0
	9043	ST/LT DISABILITY INSURANC	11	2	3	1	1
	9044	EMPLOYEE ASSTANCE PROGR/	0	0	1	0	0
	9045	MEDICAL HLTH INSURANCE	239	65	75	83	83
	9103	SPECIAL PROFESSIONAL SVCS	50	0	0	0	0
	9224	MILEAGE	0	1	1	0	0
	9252	PROPERTY MAINTENANCE	0	2,700	2,500	2,500	2,500
	9330	TREE TRIMMING	950	1,000	1,000	1,000	1,000
	9331	LANDSCAPE SERVICES	1,537	1,600	1,538	1,538	1,538
	9413	ELECTRICITY	270	300	250	300	300
	9415	WATER	4,872	5,000	4,500	5,000	5,000
	9420	TELEPHONE SERVICE	9	1	4	1	0
	9830	COST PLAN CHARGES	0	1,017	1,017	1,069	1,069
			10,078	12,198	11,403	12,026	12,025
232079007901 - 07-2 LYON HOMES T5187	9002	SALARIES (FULL-TIME)	8,809	20,889	20,938	21,223	21,223
	9011	WORKERS COMP INSURANCE	19	232	232	564	564
	9013	PERS CONTRIBUTIONS	1,535	3,804	3,902	3,850	3,850
	9014	MEDICARE	128	309	321	277	277
	9016	BILINGUAL PAY	0	21	19	43	43
	9018	LONGEVITY PAY	0	318	315	294	294
	9019	FULL TIME DEFERRED COMP	0	0	0	446	446
	9020	UNIFORM ALLOWANCE	0	63	63	28	28
	9030	OPEB-ANNUAL REQD CONTRIB	42	106	106	112	112
	9040	DENTAL INSURANCE	172	299	286	394	394
	9041	VISION INSURANCE	21	39	40	49	49
	9042	GROUP LIFE INSURANCE	14	47	30	41	41
	9043	ST/LT DISABILITY INSURANC	53	143	128	139	139
	9044	EMPLOYEE ASSTANCE PROGR/	2	4	5	6	6
	9045	MEDICAL HLTH INSURANCE	1,197	3,240	3,341	4,170	4,170
	9103	SPECIAL PROFESSIONAL SVCS	0	2,500	0	0	0
	9224	MILEAGE	0	64	64	0	0
	9252	PROPERTY MAINTENANCE	0	20,500	20,500	20,500	20,500
	9330	TREE TRIMMING	0	5,000	5,000	5,000	5,000
	9331	LANDSCAPE SERVICES	0	68,100	68,100	68,100	68,100
	9413	ELECTRICITY	0	4,000	4,000	4,000	4,000
	9415	WATER	0	9,400	9,400	9,400	9,400
	9420	TELEPHONE SERVICE	46	93	162	122	0

LIGHTING & LANDSCAPING MAINTENANCE ASSESSMENT DISTRICTS

Location	Object	Account Title	11/12 Actual	12/13 Budget	12/13 Estimate	13/14 Recommended	13/14 Adopted
232079007901 - 07-2 LYON HOMES T5187	9830	COST PLAN CHARGES	0	51,437	51,437	54,072	54,072
			12,037	190,608	188,389	192,830	192,708
232179007901 - 06-1 SHEA HOMES T5133	9002	SALARIES (FULL-TIME)	1,756	171	165	170	170
	9011	WORKERS COMP INSURANCE	4	1	1	4	4
	9013	PERS CONTRIBUTIONS	306	32	31	32	32
	9014	MEDICARE	26	1	2	1	1
	9018	LONGEVITY PAY	0	2	2	2	2
	9019	FULL TIME DEFERRED COMP	0	0	0	3	3
	9030	OPEB-ANNUAL REQD CONTRIB	8	1	1	0	0
	9040	DENTAL INSURANCE	34	1	5	2	2
	9041	VISION INSURANCE	4	0	1	0	0
	9042	GROUP LIFE INSURANCE	3	0	1	0	0
	9043	ST/LT DISABILITY INSURANC	11	1	2	1	1
	9044	EMPLOYEE ASSTANCE PROGR/	0	0	1	0	0
	9045	MEDICAL HLTH INSURANCE	239	26	37	33	33
	9224	MILEAGE	0	1	1	0	0
	9252	PROPERTY MAINTENANCE	0	1,300	1,300	1,300	1,300
	9330	TREE TRIMMING	0	500	0	0	0
	9331	LANDSCAPE SERVICES	0	600	615	615	615
	9413	ELECTRICITY	0	2,300	2,300	2,300	2,300
	9415	WATER	0	11,400	11,400	11,400	11,400
	9420	TELEPHONE SERVICE	9	1	2	1	0
			2,400	16,338	15,867	15,864	15,863
232279007845 - OPEN SP-CRAWFORD CYN	9252	PROPERTY MAINTENANCE	0	100	100	100	100
			0	100	100	100	100
232279007847 - OPEN SP-E HAPPY CAMP CYN	9252	PROPERTY MAINTENANCE	0	400	400	400	400
			0	400	400	400	400
232279007901 - 07-1 PARDEE HOMES T5045	9002	SALARIES (FULL-TIME)	8,809	49,530	49,647	50,324	50,324
	9011	WORKERS COMP INSURANCE	19	550	550	1,340	1,339
	9013	PERS CONTRIBUTIONS	1,533	9,018	9,254	9,128	9,128
	9014	MEDICARE	128	733	763	656	656
	9016	BILINGUAL PAY	0	51	44	102	102
	9018	LONGEVITY PAY	0	752	747	699	699
	9019	FULL TIME DEFERRED COMP	0	0	0	1,058	1,058
	9020	UNIFORM ALLOWANCE	0	149	149	65	65
	9030	OPEB-ANNUAL REQD CONTRIB	42	251	251	266	266
	9040	DENTAL INSURANCE	172	713	658	938	938
	9041	VISION INSURANCE	21	94	93	118	118
	9042	GROUP LIFE INSURANCE	14	109	71	96	96
	9043	ST/LT DISABILITY INSURANC	52	339	298	327	327
	9044	EMPLOYEE ASSTANCE PROGR/	2	15	13	17	17
	9045	MEDICAL HLTH INSURANCE	1,196	7,679	7,859	9,892	9,892

LIGHTING & LANDSCAPING MAINTENANCE ASSESSMENT DISTRICTS

Location	Object	Account Title	11/12 Actual	12/13 Budget	12/13 Estimate	13/14 Recommended	13/14 Adopted
232279007901 - 07-1 PARDEE HOMES T5045	9103	SPECIAL PROFESSIONAL SVCS	950	3,500	3,000	3,500	3,500
	9224	MILEAGE	0	152	152	0	0
	9252	PROPERTY MAINTENANCE	21,878	46,047	40,000	85,000	85,000
	9330	TREE TRIMMING	25,678	54,000	54,000	54,000	54,000
	9331	LANDSCAPE SERVICES	201,422	208,476	210,000	189,820	189,820
	9413	ELECTRICITY	3,370	4,500	2,500	4,500	4,500
	9415	WATER	278,424	375,000	257,508	300,000	300,000
	9420	TELEPHONE SERVICE	46	221	381	290	0
	9830	COST PLAN CHARGES	0	121,985	121,985	128,233	128,233
			543,755	883,864	759,923	840,369	840,078
232279007905 - CENTRAL IRRIGATION SYSTEM	9504	OTHER EQUIPMENT	36,400	9,045	3,137	0	0
			36,400	9,045	3,137	0	0
260579000000 - LIGHTING & LANDSCAPING	9820	TRANSFER TO OTHER FUNDS	265,274	0	0	0	0
			265,274	0	0	0	0
			2,314,594	2,475,050	2,065,372	2,289,945	2,289,242

CITY OF MOORPARK
BUDGET LINE ITEM DETAIL
FISCAL YEAR 2013/14

DEPARTMENT: 7900 - LIGHTING & LANDSCAPING MAINTENANCE

LOCATION	OBJECT	DESCRIPTION	AMOUNT
2300 - AD 84-2 CITYWIDE	9102	LIGHTING & LANDSCAPING CITYWIDE:	
		ALL PRO POOL & SPA	1,100
		ROUTINE MAINTENANCE	6,400
		ASSESSMENT ENGINEER CONSULTING SERVICE	5,475
			12,975
	9103	LIGHTING & LANDSCAPING CITYWIDE:	
		ARBORIST	2,000
		SOIL AND PLANT TESTING	2,000
		HHW CLEAN UP	3,000
			7,000
	9204	SUPPLIES ASSOCIATED WITH CITYWIDE LANDSCAPE	1,000
			1,000
	9221	ANNUAL LANDSCAPE ARCHITECT LICENSE RENEWAL	400
			400
	9252	LIGHTING & LANDSCAPING CITYWIDE:	
		HARDSCAPE, WALLS, VANDALISM	7,000
		IRRIGATION CONTROLLER REPLACEMENT	3,000
		BARK MULCH	2,000
		BACKFLOW CERTIFICATION	600
		HERBICIDE	3,500
		TREES	4,000
		FENCE AT METROLINK	3,000
			23,100
	9331	LIGHTING & LANDSCAPE CITYWIDE: LANDSCAPE CONTRACT	25,210
			25,210
	9424	CELL PHONE ALLOWANCE - FT 0.323%	2
		CELL PHONE ALLOWANCE - PRD 0.968%	9
		CELL PHONE ALLOWANCE - LPM SUPT 0.968%	6
		CELL PHONE ALLOWANCE - LPM SUPT 4.193%	28
			45
	9452	VENTURA COUNTY COLLECTION & ADMIN FEES	3,000
			3,000
2300 - PEPPER TREE MAINT. PLAN	9103	LIGHTING & LANDSCAPING CITYWIDE:	
		PEPPER TREE MAINTENANCE EVALUATION	5,000
		PEPPER TREE REMOVAL (3)	2,000
			7,000
2301 - 84-2 PECAN AVE T2851	9252	PECAN AVENUE ZONE 1:	
		NON LANDSCAPE REPAIRS	300
		MULCH	100
		BACKFLOW CERTIFICATION	100
			500
	9331	PECAN AVE ZONE 1: LANDSCAPE CONTRACT	4,305
			4,305

CITY OF MOORPARK
BUDGET LINE ITEM DETAIL
FISCAL YEAR 2013/14

DEPARTMENT: 7900 - LIGHTING & LANDSCAPING MAINTENANCE

LOCATION	OBJECT	DESCRIPTION	AMOUNT
2301 - 84-2 PECAN AVE T2851	9424	CELL PHONE ALLOWANCE - PRD 0.143%	1
		CELL PHONE ALLOWANCE - LPM SUPT 0.143%	1
		CELL PHONE ALLOWANCE - LPM SUPT 0.619%	4
			6
2302 - 84-2 STEEPLE HILL T2865	9103	STEEPLE HILL ZONE 2: ARBORIST	1,000
			1,000
	9252	STEEPLE HILL ZONE 2:	
		BACKFLOW CERTIFICATION	500
		MULCH	1,000
		HARDSCAPE REPAIRS	2,000
			3,500
	9331	STEEPLE HILL ZONE 2: LANDSCAPE CONTRACT	10,146
			10,146
	9424	CELL PHONE ALLOWANCE - FT 0.112%	1
		CELL PHONE ALLOWANCE - PRD 0.336%	3
		CELL PHONE ALLOWANCE - LPM SUPT 0.336%	2
		CELL PHONE ALLOWANCE - LPM SUPT 1.458%	10
			16
2303 - 84-2 BUTTERCREEK T3032	9252	BUTTER CREEK/PEPPERMILL ZONE 3:	
		BACKFLOW CERTIFICATION	100
		MULCH	100
		GENERAL MAINTENANCE	100
			300
	9331	BUTTERCREEK/PEPPERMILL ZONE 3: LANDSCAPE CONTRACT	305
			305
2304 - 84-2 WILLIAMS RANCH T3274	9252	WILLIAMS RANCH ROAD ZONE 4:	
		MULCH	100
		HARDSCAPE REPAIRS AND BACKFLOW CERTIFICATION	400
			500
	9331	WILLIAMS RANCH RD ZONE 4: LANDSCAPE CONTRACT	1,538
			1,538
	9424	CELL PHONE ALLOWANCE - LPM SUPT 0.221%	1
			1
2305 - 84-2 PHEASANT T3019/3525	9252	PHEASANT RUN ZONE 5:	
		GENERAL MAINTENANCE	1,700
		MULCH	1,000
		BACKFLOW CERTIFICATION	300
			3,000
	9331	PHEASANT RUN ZONE 5: LANDSCAPE CONTRACT	13,835

CITY OF MOORPARK
BUDGET LINE ITEM DETAIL
FISCAL YEAR 2013/14

DEPARTMENT: 7900 - LIGHTING & LANDSCAPING MAINTENANCE

LOCATION	OBJECT	DESCRIPTION	AMOUNT
			13,835
	9424	CELL PHONE ALLOWANCE - FT 0.153%	1
		CELL PHONE ALLOWANCE - PRD 0.459%	4
		CELL PHONE ALLOWANCE - LPM SUPT 0.459%	3
		CELL PHONE ALLOWANCE - LPM SUPT 1.988 %	13
			21
2306 - 84-2 INGLEWOOD ST T3306	9252	INGLEWOOD STREET ZONE 6:	
		BACKFLOW CERTIFICATION	100
		MULCH	100
			200
	9331	INGLEWOOD ST ZONE 6: LANDSCAPE CONTRACT	155
			155
2307 - 84-2 LA AVE & GABBERT RD	9252	MOORPARK BUSINESS PARK (LA AVE & GABBERT) ZONE 7:	
		BACKFLOW CERTIFICATION	100
		MULCH	100
			200
	9331	MOORPARK BUSINESS PARK ZONE 7: LANDSCAPE CONTRACT	2,460
			2,460
	9424	CELL PHONE ALLOWANCE - PRD 0.081%	1
		CELL PHONE ALLOWANCE - LPM SUPT 0.081%	1
		CELL PHONE ALLOWANCE - LPM SUPT 0.353%	2
			4
2308 - 84-2 HOMES ACRES BUFFER	9102	BUFFER ZONE 8: DIAL SECURITY	3,000
			3,000
	9252	HOME ACRES BUFFER ZONE 8:	
		REPAIRS	500
			500
	9331	HOME ACRES BUFFER ZONE 8: LANDSCAPE CONTRACT	4,305
			4,305
	9424	CELL PHONE ALLOWANCE - PRD 0.143%	1
		CELL PHONE ALLOWANCE - LPM SUPT 0.143%	1
		CELL PHONE ALLOWANCE - LPM SUPT 0.619%	4
			6
2309 - 84-2 CONDOR DRIVE	9252	MOORPARK INDUSTRIAL PARK (CONDOR DR) ZONE 9:	
		BACKFLOW CERTIFICATION	100
		MULCH	100
			200
	9331	MOORPARK INDUSTRIAL PARK ZONE 9: LANDSCAPE CONTRACT	1,230
			1,230
	9424	CELL PHONE ALLOWANCE - LPM SUPT 0.177%	1
			1

CITY OF MOORPARK
BUDGET LINE ITEM DETAIL
FISCAL YEAR 2013/14

DEPARTMENT: 7900 - LIGHTING & LANDSCAPING MAINTENANCE

LOCATION	OBJECT	DESCRIPTION	AMOUNT
2310 - 84-2 MTN MEADOWS PC3	9103	MTN MEADOWS ZONE 10: ARBORIST	500
			500
	9252	LYON HOMES ZONE 10:	
		BACKFLOW CERTIFICATION	200
		MULCH	1,500
		GENERAL MAINTENANCE	2,000
			3,700
	9331	MOUNTAIN MEADOWS ZONE 10: LANDSCAPE CONTRACT	42,500
			42,500
	9424	CELL PHONE ALLOWANCE - FT 0.578%	4
		CELL PHONE ALLOWANCE - PRD 1.734%	17
		CELL PHONE ALLOWANCE - LPM SUPT 1.734%	12
		CELL PHONE ALLOWANCE - LPM SUPT 7.511%	50
			83
2311 - 84-2 ALYSSAS COURT T4174	9331	ALYSSAS CT ZONE 11: LANDSCAPE CONTRACT	308
			308
2312 - 84-2 CARLSBERG	9331	CARLSBERG ZONE 12: LANDSCAPE CONTRACT	10,146
			10,146
	9424	CELL PHONE ALLOWANCE - FT 0.415%	3
		CELL PHONE ALLOWANCE - PRD 1.244%	12
		CELL PHONE ALLOWANCE - LPM SUPT 1.244%	8
		CELL PHONE ALLOWANCE - LPM SUPT 5.390%	36
			59
2312 - OP SP-E OF MILLER PKWY	9252	OPEN SPACE WEED ABATEMENT	600
		EAST OF MILLER PARKWAY	
		PARCELS 40, 41, 42 & 45 (20.25 ACRES)	
			600
2314 - 01-1 WILSHIRE BUILD T5201	9331	WILSHIRE BUILDERS ZONE 14: LANDSCAPE CONTRACT	923
			923
	9424	CELL PHONE ALLOWANCE - LPM SUPT 0.133%	1
			1
2315 - 01-2 TOLL BROS T4928	9103	LANDSCAPE PLANS	13,500
		SOIL CONDITIONING	1,500
			15,000
	9252	TOLL BROTHERS ZONE 15:	
		TRAIL REPAIR AND BINDING	60,000
		MAINTENANCE	15,000

CITY OF MOORPARK
BUDGET LINE ITEM DETAIL
FISCAL YEAR 2013/14

DEPARTMENT: 7900 - LIGHTING & LANDSCAPING MAINTENANCE

LOCATION	OBJECT	DESCRIPTION	AMOUNT
2315 - 01-2 TOLL BROS T4928	9252	PLANTING IMPROVEMENTS	50,000
			125,000
	9331	TOLL BROTHERS ZONE 15: LANDSCAPE CONTRACT	27,670
			27,670
	9424	CELL PHONE ALLOWANCE - FT 0.313%	2
		CELL PHONE ALLOWANCE - PRD 0.938%	9
		CELL PHONE ALLOWANCE - LPM SUPT 0.938%	6
		CELL PHONE ALLOWANCE - LPM SUPT 4.065%	27
			44
2315 - OPEN SP-CNTRY CLUB EQUEST	9252	OPEN SPACE WEED ABATEMENT	200
		WEST OF TREVINO DRIVE, PARCEL 1 (6.06 ACRES)	
		COUNTRY CLUB EQUESTRIAN STAGING AREA	
			200
2316 - 01-3 CABRILLO T5161	9252	CABRILLO ZONE 16:	
		BACKFLOW CERTIFICATION	200
		MULCH	300
		OTHER	300
			800
	9331	CABRILLO ZONE 16: LANDSCAPE CONTRACT	4,830
			4,830
	9424	CELL PHONE ALLOWANCE - LPM SUPT 0.177%	1
			1
2318 - 04-1 COLMER T5307	9331	LANDSCAPE CONTRACT	1,538
			1,538
	9424	CELL PHONE ALLOWANCE - LPM SUPT 0.221%	1
			1
2320 - 07-2 LYON HOMES T5187	9252	LYON HOMES ZONE 20:	
		BACKFLOW CERTIFICATION	1,000
		HARDSCAPE AND TRAIL	3,000
		MULCH	3,500
		LANDSCAPE IMPROVEMENTS	7,000
		WEED ABATEMENT - 2 TIMES ANNUAL	6,000
			20,500
	9331	LYON HOMES ZONE 20: LANDSCAPE CONTRACT	68,100
			68,100
	9424	CELL PHONE ALLOWANCE - FT 0.860%	6
		CELL PHONE ALLOWANCE - PRD 2.580%	25
		CELL PHONE ALLOWANCE - LPM SUPT 2.580%	17
		CELL PHONE ALLOWANCE - LPM SUPT 11.178%	74

CITY OF MOORPARK
BUDGET LINE ITEM DETAIL
FISCAL YEAR 2013/14

DEPARTMENT: 7900 - LIGHTING & LANDSCAPING MAINTENANCE

LOCATION	OBJECT	DESCRIPTION	AMOUNT
			122
2321 - 06-1 SHEA HOMES T5133	9252	SHEA HOMES ZONE 21:	
		BACKFLOW CERTIFICATION, HARDSCAPE MAINTENANCE	1,000
		MULCH	300
			1,300
	9331	SHEA HOMES ZONE 21: LANDSCAPE CONTRACT	615
			615
	9424	CELL PHONE ALLOWANCE - LPM SUPT 0.088%	1
			1
2322 - 07-1 PARDEE HOMES T5045	9103	PARDEE HOMES ZONE 22: SOILS TEST	2,000
		ARBORIST	1,500
			3,500
	9252	6 TRASH RECEPTACLES	6,000
		LANDSCAPE IMPROVEMENTS	10,000
		HARDSCAPE MAINTENANCE AND FENCE REPAIR	4,000
		FERTILIZER/SOIL CONDITIONING	30,000
		WEED ABATEMENT	5,000
		TRAIL REPAIR & MAINTENANCE	25,000
		MUTT MITT DISPENSERS	5,000
			85,000
	9331	PARDEE HOMES ZONE 22: LANDSCAPE CONTRACT	189,820
			189,820
	9424	CELL PHONE ALLOWANCE - FT 2.037%	14
		CELL PHONE ALLOWANCE - PRD 6.117%	59
		CELL PHONE ALLOWANCE - LPM SUPT 6.117%	41
		CELL PHOE ALLOWANCE - LPM SUPT 26.508%	176
			290
2322 - OPEN SP-CRAWFORD CYN	9252	OPEN SPACE WEED ABATEMENT	100
		NORTH OF PRINCETON & EAST OF HWY 118	
		PARCEL 47 (4.77 ACRES), CRAWFORD CANYON	
			100
2322 - OPEN SP-E HAPPY CAMP CYN	9252	OPEN SPACE WEED ABATEMENT	400
		EAST OF HAPPY CAMP CANYON ROAD	
		PARCEL 59 (14.27 ACRES)	
			400

Public Works Department
(Department 8100)

The Public Works Department is responsible for a number of maintenance and service programs, including street maintenance, public transit, and stormwater. The Department is also responsible for the administration and implementation of the City's Capital Improvement Program. The Department administers contracts for street repairs, street sweeping, traffic signal maintenance and other related maintenance and repairs. Department personnel perform minor street maintenance, stenciling, sign installation, roadside weed and litter abatement, graffiti abatement and fleet maintenance. The Department is also responsible for the formation and administration of the City's Maintenance Assessment Districts. The Department assumed responsibility for the City's solid waste and recycling program in FY 2011/12 and Animal/Vector Control FY 2013/14.

The various funding sources for Public Works activities include: General Fund, Gas Tax Fund, Highway User Tax Fund, Traffic Safety Fund, Solid Waste AB 939 Fees, State Local Transportation Fund, and Area of Contributions (AOC) Fund. "Areas of Contribution" are established within the City as a means of financing street-related improvements and traffic signals. Developers pay into an AOC fund in direct proportion to the amount of traffic generated by projects located within the AOC.

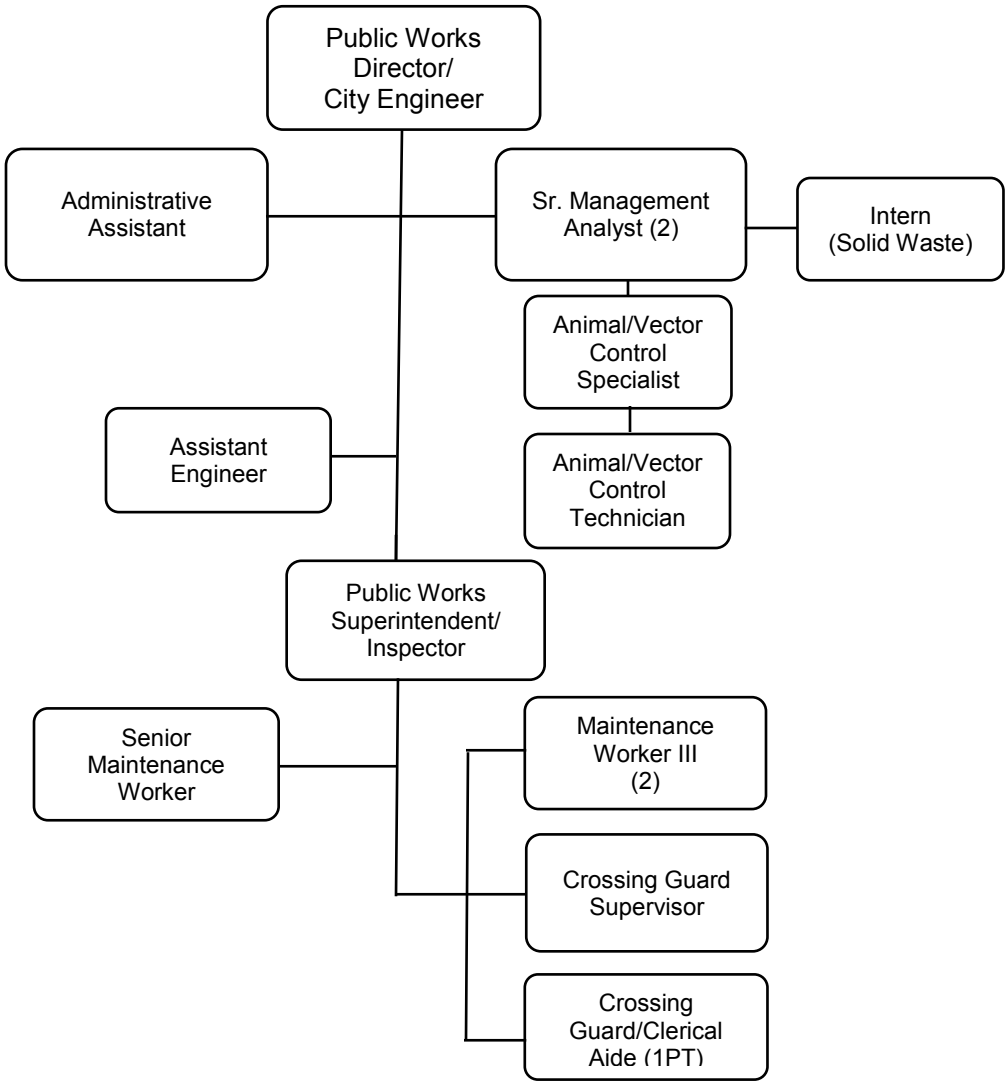

Expense and Staffing History
Public Works

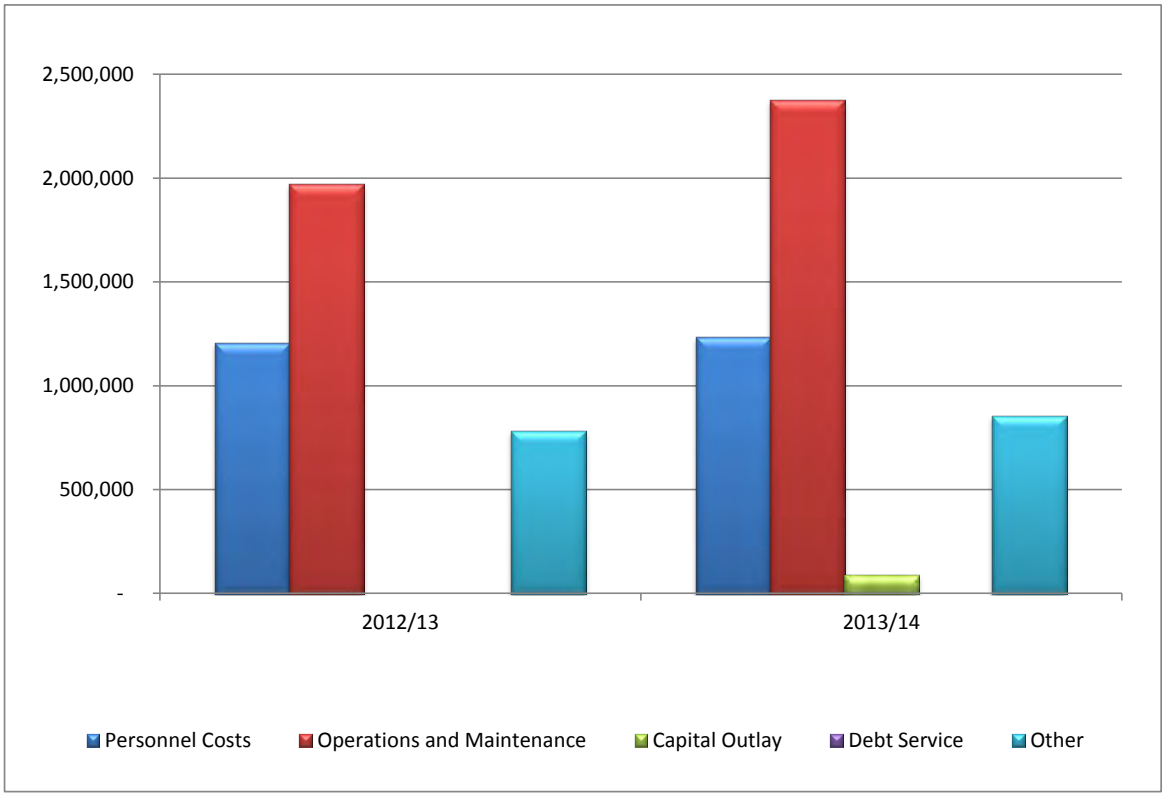

	2012/13 Estimated	2013/14 Adopted
Personnel Costs	1,204,376	1,234,247
Operations and Maintenance	1,972,385	2,376,835
Capital Outlay	-	89,000
Debt Service	-	-
Other	781,710	852,511
Total Expenses	**$3,958,471**	**$4,552,593**

Department Staffing		
City Engineer/Public Works Director	1.00	1.00
Administrative Assistant	1.00	0.50
Administrative Secretary	-	0.50
Assistant City Engineer	1.00	1.00
Crossing Guards/Clerical Aide	0.48	0.96
Crossing Guard Supervisor	1.00	1.00
Intern (PT)	0.38	0.38
Maintenance Worker I/II/III	2.00	2.00
Public Works Superintendent/Inspector	1.00	1.00
Senior Maintenance Worker	1.00	1.00
Senior Management Analyst	2.00	2.00
Vector/Animal Control Specialist	-	1.00
Vector/Animal Control Technician	-	1.00
	10.86	**13.34**

PUBLIC WORKS

Budget Unit	Object	Account Title	11/12 Actual	12/13 Budget	12/13 Estimate	13/14 Recommended	13/14 Adopted
100081000000	9002	SALARIES (FULL-TIME)	85,905	88,398	88,195	87,364	90,305
100081000000	9011	WORKERS COMP INSURANCE	199	980	980	2,324	2,323
100081000000	9013	PERS CONTRIBUTIONS	15,188	16,113	16,409	15,858	15,858
100081000000	9014	MEDICARE	1,242	1,297	1,297	1,110	1,108
100081000000	9016	BILINGUAL PAY	392	387	387	387	387
100081000000	9018	LONGEVITY PAY	419	535	385	1,002	1,002
100081000000	9019	FULL TIME DEFERRED COMP	0	0	0	1,846	1,846
100081000000	9020	UNIFORM ALLOWANCE	0	512	512	256	256
100081000000	9030	OPEB-ANNUAL REQD CONTRIB	443	447	447	461	460
100081000000	9040	DENTAL INSURANCE	1,582	1,643	1,624	1,643	1,643
100081000000	9041	VISION INSURANCE	200	197	206	197	197
100081000000	9042	GROUP LIFE INSURANCE	151	155	146	155	155
100081000000	9043	ST/LT DISABILITY INSURANC	513	604	571	568	568
100081000000	9044	EMPLOYEE ASSTANCE PROGRAM	28	30	29	30	30
100081000000	9045	MEDICAL HLTH INSURANCE	14,530	14,283	16,483	18,854	18,854
			120,791	125,581	127,671	132,055	134,992
100081000000	9103	SPECIAL PROFESSIONAL SVCS	46,557	5,000	2,800	5,000	5,000
100081000000	9122	LEGAL SVCS-NON RETAINER	474	1,200	1,200	1,200	1,200
100081000000	9198	OVERHEAD ALLOC-SERVICES	7,993	11,406	11,045	12,600	12,600
100081000000	9202	OFFICE SUPPLIES	1,016	2,600	2,600	2,600	2,600
100081000000	9205	SPECIAL DEPT SUPPLIES	97	500	500	500	500
100081000000	9224	MILEAGE	372	650	650	650	278
100081000000	9226	AUTO ALLOWANCE	0	0	0	0	372
100081000000	9251	OTHER EQUIPMENT MAINT	214	1,000	1,000	1,000	1,000
100081000000	9254	VEHICLE MAINTENANCE	0	1,000	1,000	1,000	1,000
100081000000	9255	GASOLINE/DIESEL	616	2,000	1,000	2,000	2,000
100081000000	9298	OVERHEAD ALLOC-SUPPLIES	43,677	47,250	47,130	49,113	49,113
100081000000	9321	OTHER CHEMICALS	693	2,500	1,000	2,500	2,500
100081000000	9420	TELEPHONE SERVICE	209	470	470	675	359
100081000000	9424	CELLULAR PHONES/ALLOW	0	0	0	0	218
100081000000	9498	OVERHEAD ALLOC-UTILITIES	4,333	5,210	5,261	5,269	5,269
			106,253	80,786	75,656	84,107	84,009
			227,044	206,367	203,327	216,162	219,001

CITY OF MOORPARK
BUDGET LINE ITEM DETAIL
FISCAL YEAR 2013/14

DEPARTMENT: 8100 - PUBLIC WORKS

OBJECT CODE	BUDGET UNIT	DESCRIPTION	AMOUNT
9103	100081000000	STORAGE OF CE RECORDS AT VENTURA COUNTY	800
		STORE OF CE RECORDS AT ACCESS INFO RECORDS	2,500
		MISC. PROFESSIONAL SERVICES AGREEMENTS	1,700
			5,000
9122	100081000000	LEGAL SERVICES - NON RETAINER	1,200
			1,200
9202	100081000000	OFFICE SUPPLIES	2,600
			2,600
9205	100081000000	MISCELLANEOUS DEPARTMENT SUPPLIES	500
			500
9224	100081000000	MISC MILEAGE	278
			278
9226	100081000000	AUTO ALLOWANCE - CE/PWD 10%	372
			372
9251	100081000000	VARIOUS PUBLIC WORKS EQUIPMENT ITEMS	1,000
			1,000
9254	100081000000	POOL CARS MAINTENANCE	1,000
			1,000
9255	100081000000	FUEL FOR POOL CARS - 50/50 SPLIT WITH 2605.8310.0000	2,000
			2,000
9321	100081000000	GRAFFITI REMOVAL CHEMICALS	2,500
			2,500
9420	100081000000	MISCELLANEOUS PHONE SERVICES	359
			359
9424	100081000000	CELL PHONE ALLOWANCE - SMA 25%	68
		CELL PHONE ALLOWANCE - CE/PWD 10%	117
		CELL PHONE ALLOWANCE - PW SUPT 5%	33
			218

Solid Waste and Recycling
(Division 3140)

This Division plans and implements solid waste collection, waste reduction, and recycling programs. It monitors compliance with the City's Solid Waste Ordinance.

The City has franchise agreements with private solid waste haulers to provide residential and commercial collection services throughout Moorpark. The Division is responsible for administering and monitoring the City's franchise agreements, public events, developing quarterly financial reports and conducting the annual solid waste rate review.

In accordance and compliance with the Integrated Waste Management Act of 1989, (AB 939 and as amended), the City's Solid Waste Management Program must divert from landfill disposal 50% of the solid waste generated in Moorpark. The Division accomplishes this through promoting source reduction, recycling, composting and the proper disposal of household hazardous waste, universal waste, and electronic waste. Program activities include residential, commercial and industrial recycling opportunities. When possible, these activities are coordinated with other agencies within the county to promote countywide waste reduction efforts. The Solid Waste and Recycling Division is funded by AB 939 user fees collected from the franchise waste haulers' customer accounts and by grant funding for waste reduction programs. The program generates franchise fees and landfill local access fees that support 'General Fund' activities.

The City's Solid Waste and Recycling Division also encompasses regional solid waste and household hazardous waste and universal waste management programs as well as a Construction and Demolition Materials Management Plan. The City of Moorpark, in cooperation with the cities of Simi Valley and Camarillo, provides area residents with an ongoing opportunity to dispose of household hazardous waste at regularly scheduled drop-off events. The City partners with Waste Management to provide residents with free landfill days and the City partners with both Waste Management and Moorpark Rubbish to provide free neighborhood enhancement programs and holiday tree recycling services. The Division also hosts tri-annual disposal events for electronic waste, batteries and fluorescent lights and has set up other convenient methods of disposal for these and other items. Secure onsite paper shredding is also offered at the tri-annual electronic waste events.

This Division, through payment programs, also manages the used oil recycling collection program with two certified centers for used oil disposal within the City and a Beverage Container Recycling program.

SOLID WASTE/AB 939

Budget Unit	Object	Account Title	11/12 Actual	12/13 Budget	12/13 Estimate	13/14 Recommended	13/14 Adopted
500131403003	9002	SALARIES (FULL-TIME)	76,946	78,342	78,734	77,135	76,040
500131403002	9003	SALARIES (PART-TIME)	130	0	0	0	0
500131403003	9003	SALARIES (PART-TIME)	9,488	9,705	8,993	9,957	9,957
500131403006	9003	SALARIES (PART-TIME)	3,030	3,235	2,998	3,319	3,319
500131403003	9011	WORKERS COMP INSURANCE	175	977	977	2,316	2,287
500131403006	9011	WORKERS COMP INSURANCE	0	36	36	88	88
500131403003	9013	PERS CONTRIBUTIONS	13,406	14,141	14,408	13,955	13,753
500131403003	9014	MEDICARE	1,263	1,296	1,294	1,166	1,166
500131403006	9014	MEDICARE	47	47	44	48	48
500131403003	9017	PART-TIME RETIREMENT CONT	352	364	337	373	373
500131403006	9017	PART-TIME RETIREMENT CONT	121	121	112	124	124
500131403003	9018	LONGEVITY PAY	96	244	94	1,056	1,021
500131403003	9019	FULL TIME DEFERRED COMP	0	0	0	1,641	1,619
500131403002	9030	OPEB-ANNUAL REQD CONTRIB	16	0	0	0	0
500131403003	9030	OPEB-ANNUAL REQD CONTRIB	439	445	445	460	454
500131403006	9030	OPEB-ANNUAL REQD CONTRIB	0	16	16	18	18
500131403003	9040	DENTAL INSURANCE	794	746	711	754	747
500131403003	9041	VISION INSURANCE	106	97	97	96	98
500131403003	9042	GROUP LIFE INSURANCE	139	131	120	131	134
500131403003	9043	ST/LT DISABILITY INSURANC	497	536	504	479	494
500131403003	9044	EMPLOYEE ASSTANCE PROGRA	21	21	20	20	20
500131403003	9045	MEDICAL HLTH INSURANCE	8,400	8,568	9,019	12,122	12,109
			115,465	119,068	118,959	125,258	123,869
500131403003	9102	CONTRACTUAL SERVICES	24,088	27,000	26,000	27,000	27,000
500131403006	9102	CONTRACTUAL SERVICES	0	500	500	500	500
500131403003	9103	SPECIAL PROFESSIONAL SVCS	1,430	3,000	2,900	3,000	3,000
500131403006	9103	SPECIAL PROFESSIONAL SVCS	0	200	200	200	200
500131403003	9122	LEGAL SVCS-NON RETAINER	3,802	2,000	2,300	2,000	2,000
500131403003	9198	OVERHEAD ALLOC-SERVICES	1,797	2,405	2,325	2,679	2,679
500131403003	9202	OFFICE SUPPLIES	0	500	450	500	500
500131403002	9205	SPECIAL DEPT SUPPLIES	2,561	0	0	0	0
500131403003	9205	SPECIAL DEPT SUPPLIES	5,813	16,300	15,000	16,300	16,300
500131403004	9205	SPECIAL DEPT SUPPLIES	57,982	9,400	9,400	10,000	10,000
500131403006	9205	SPECIAL DEPT SUPPLIES	395	0	1,500	1,500	1,500
500131403003	9220	PUBLICATIONS & SUBSCRIPT	0	200	200	200	200
500131403003	9221	MEMBERSHIPS & DUES	265	300	450	450	450
500131403003	9222	EDUCATION & TRAINING	225	200	200	200	200
500131403003	9223	CONFERENCES & MEETINGS	852	800	600	700	700
500131403006	9223	CONFERENCES & MEETINGS	0	600	600	600	600
500131403003	9224	MILEAGE	371	592	592	592	220
500131403003	9226	AUTO ALLOWANCE	0	0	0	0	372
500131403003	9231	POSTAGE	132	500	350	400	400
500131403003	9232	PRINTING	32	500	450	500	500
500131403006	9232	PRINTING	80	200	200	200	200
500131403003	9234	ADVERTISING	2,896	6,600	6,600	6,600	6,600
500131403006	9234	ADVERTISING	4,036	7,100	5,000	4,600	4,600
500131403003	9298	OVERHEAD ALLOC-SUPPLIES	9,821	9,963	9,920	10,443	10,443
500131403003	9420	TELEPHONE SERVICE	87	84	84	483	0
500131403003	9424	CELLULAR PHONES/ALLOW	0	0	0	0	266
500131403003	9498	OVERHEAD ALLOC-UTILITIES	974	1,100	1,107	1,120	1,120

SOLID WASTE/AB 939

Budget Unit	Object	Account Title	11/12 Actual	12/13 Budget	12/13 Estimate	13/14 Recommended	13/14 Adopted
			117,640	90,044	86,928	90,767	90,550
500131403004	9505	VEHICLES	8,241	0	0	0	0
			8,241	0	0	0	0
500131403003	9830	COST PLAN CHARGES	83,800	74,900	74,900	81,600	81,600
			83,800	74,900	74,900	81,600	81,600
			325,146	284,012	280,787	297,625	296,019

CITY OF MOORPARK
BUDGET LINE ITEM DETAIL
FISCAL YEAR 2013/14

DEPARTMENT: 3140 - SOLID WASTE/AB 939

OBJECT CODE	BUDGET UNIT	DESCRIPTION	AMOUNT
9102	500131403003	AB939: HOUSEHOLD HAZARDOUS WASTE EVENT CONTRACT COSTS	27,000
			27,000
9103	500131403003	AB939: PROFESSIONAL SVC FOR WASTE REDUCTION PROGRAMS	1,000
		DISPOSAL OF FLUORESCENT LIGHTS FROM CITY FACILITIES	2,000
			3,000
	500131403006	USED OIL PAYMENT PROGRAM: SPANISH ASSISTANCE	200
			200
9205	500131403003	AB939: MATERIALS & EQUIPMENT FOR AB 939 PROGRAMS	1,000
		COMPOST BIN PROGRAM	2,300
		PROMOTIONAL ITEMS FOCUSED ON WASTE REDUCTION	3,000
		BATTERY & FLUORESCENT LIGHT RECYCLING PROGRAM	10,000
			16,300
	500131403004	BEVERAGE CONTAINER RECYCLING GRANT:	
		RECYCLING CONTAINERS FOR MULTIPLE PARKS	9,400
		LITTER CLEAN UP COMMUNITY EVENTS	600
			10,000
	500131403006	USED OIL PAYMENT PROGRAM: MATERIALS & EQUIPMENT	1,500
			1,500
9221	500131403003	CRRA MEMBERSHIP	200
		MMASC (1 SMA)	75
		APWA (1 SMA)	175
			450
9222	500131403003	PROFESSIONAL DEVELOPMENT FOR SMA	200
			200
9223	500131403003	AB939: MEETINGS & CONFERENCES SPONSORED BY PROF GROUPS	700
			700
	500131403006	USED OIL PAYMENT PROGRAM: USED OIL/HAZARDOUS WASTE	600
			600
9224	500131403003	MILEAGE	220
			220

CITY OF MOORPARK
BUDGET LINE ITEM DETAIL
FISCAL YEAR 2013/14

DEPARTMENT: 3140 - SOLID WASTE/AB 939

OBJECT CODE	BUDGET UNIT	DESCRIPTION	AMOUNT
9226	500131403003	AUTO ALLOWANCE - CE/PWD 10%	372
			372
9424	500131403003	CELL PHONE ALLOWANCE - SMA 55%	149
		CELL PHONE ALLOWANCE - CE/PWD 10%	117
			266

Animal/Vector Control
(Division 7210)

The Animal/Vector Control Division is responsible for administering the City's Animal/Vector control activities, and the City's contract with the Ventura County Animal Regulation Department for animal shelter services, and occasional after hours service, particularly in support of public safety activity. Animal Control and Vector Control are separate programs in a unified Division. The City began providing Animal Control services in October 2001, in lieu of contract leash law services by the County that was limited to eight hours per week. The County continues to provide animal shelter services, the Animal Nuisance Abatement Hearing Officer, and cat and dog licensing services as a part of the basic contract with the City. The County also provides certain statutory functions such as rabies suppression. Dog and cat licenses are also issued by City staff as a convenience to residents. Revenue from licenses for dogs and cats and other fees offset a portion of the cost of Ventura County Animal Regulation services.

The City assumed the responsibility for the Vector and Mosquito Abatement Program in July 1998, when the Moorpark Mosquito Abatement District (Moorpark MAD) was dissolved. The purpose of the Vector Control Program is to prevent new sources of vectors, control existing vectors, and abate their sources. The Moorpark program focuses on mosquitoes, flies and ticks. Service calls for other vectors such as rats and wasps are referred to private pest control companies. Prevention is accomplished through public education and source reduction. Surveillance is conducted to determine vector population density, to collect samples of vectors for laboratory analysis and to determine the effectiveness of control operations. Enforcement becomes necessary on rare occasions when a property owner fails to abate a vector-related nuisance. City Vector Control staff work closely with the State Department of Health Services to monitor for vector-borne disease that could affect humans such as the West Nile Virus and other forms of disease spread by mosquitoes.

Effective July 1, 2013, this Division will transfer from Parks, Recreation and Community Services Department to Public Works Department.

VECTOR/ANIMAL CONTROL

Budget Unit	Object	Account Title	11/12 Actual	12/13 Budget	12/13 Estimate	13/14 Recommended	13/14 Adopted
100072100000	9002	SALARIES (FULL-TIME)	73,456	74,187	74,480	67,723	70,003
100072107210	9002	SALARIES (FULL-TIME)	87,271	88,368	88,374	86,611	89,527
100072100000	9004	OVERTIME	0	500	500	500	500
100072107210	9004	OVERTIME	628	1,200	500	1,200	1,200
100072100000	9011	WORKERS COMP INSURANCE	0	823	823	1,800	1,800
100072107210	9011	WORKERS COMP INSURANCE	0	980	980	2,303	2,303
100072100000	9013	PERS CONTRIBUTIONS	13,129	13,663	14,216	12,348	12,348
100072107210	9013	PERS CONTRIBUTIONS	15,664	16,315	16,987	15,809	15,809
100072100000	9014	MEDICARE	1,062	1,082	1,088	819	818
100072107210	9014	MEDICARE	1,259	1,281	1,285	1,020	1,020
100072100000	9018	LONGEVITY PAY	1,180	1,348	1,180	1,305	1,305
100072107210	9018	LONGEVITY PAY	1,545	1,732	1,545	1,732	1,732
100072100000	9019	FULL TIME DEFERRED COMP	0	0	0	1,381	1,381
100072107210	9019	FULL TIME DEFERRED COMP	0	0	0	1,767	1,767
100072100000	9020	UNIFORM ALLOWANCE	1,013	720	720	340	340
100072107210	9020	UNIFORM ALLOWANCE	1,262	1,080	1,080	510	510
100072100000	9030	OPEB-ANNUAL REQD CONTRIB	373	375	375	358	358
100072107210	9030	OPEB-ANNUAL REQD CONTRIB	444	447	447	458	458
100072100000	9040	DENTAL INSURANCE	1,593	1,825	1,738	1,788	1,788
100072107210	9040	DENTAL INSURANCE	2,247	2,574	2,451	2,574	2,574
100072100000	9041	VISION INSURANCE	195	212	213	208	208
100072103001	9041	VISION INSURANCE	0	298	0	298	0
100072107210	9041	VISION INSURANCE	273	0	298	0	298
100072100000	9042	GROUP LIFE INSURANCE	85	85	85	79	79
100072107210	9042	GROUP LIFE INSURANCE	97	98	98	98	98
100072100000	9043	ST/LT DISABILITY INSURANC	463	508	506	441	441
100072107210	9043	ST/LT DISABILITY INSURANC	551	605	603	564	564
100072100000	9044	EMPLOYEE ASSTANCE PROGRAI	24	26	26	25	25
100072107210	9044	EMPLOYEE ASSTANCE PROGRAI	30	32	33	32	32
100072100000	9045	MEDICAL HLTH INSURANCE	12,911	14,188	15,089	15,439	15,439
100072107210	9045	MEDICAL HLTH INSURANCE	16,405	17,956	19,209	20,811	20,811
			233,159	242,508	244,929	240,341	245,536
100072100000	9102	CONTRACTUAL SERVICES	922	0	0	0	0
100072107210	9102	CONTRACTUAL SERVICES	9,344	38,000	38,000	45,000	45,000
100072100000	9122	LEGAL SVCS-NON RETAINER	0	500	0	500	500
100072107210	9122	LEGAL SVCS-NON RETAINER	7,182	3,000	0	1,500	1,500
100072100000	9198	OVERHEAD ALLOC-SERVICES	3,197	4,688	4,531	5,185	5,185
100072100000	9201	COMP SUPP/EQUIP NON-CAPIT	0	500	500	500	500
400372100000	9201	COMP SUPP/EQUIP NON-CAPIT	2,119	0	0	0	0
100072100000	9202	OFFICE SUPPLIES	14	3,000	1,500	1,500	1,500
100072100000	9204	SHOP & OPERATING SUPPLIES	1,718	3,000	1,500	3,000	3,000
100072107210	9204	SHOP & OPERATING SUPPLIES	321	750	0	500	500
100072107210	9205	SPECIAL DEPT SUPPLIES	428	1,200	1,000	1,200	1,200
500172107210	9205	SPECIAL DEPT SUPPLIES	4,760	10,000	8,000	11,000	11,000
100072100000	9208	SMALL TOOLS	0	0	250	300	300
100072107210	9208	SMALL TOOLS	148	300	300	400	400
100072100000	9211	EQUIPMENT RENTAL	0	400	50	100	100
100072100000	9220	PUBLICATIONS & SUBSCRIPT	0	100	0	0	0
100072107210	9220	PUBLICATIONS & SUBSCRIPT	90	200	100	200	200
100072100000	9221	MEMBERSHIPS & DUES	1,476	1,600	1,200	1,600	1,600

VECTOR/ANIMAL CONTROL

Budget Unit	Object	Account Title	11/12 Actual	12/13 Budget	12/13 Estimate	13/14 Recommended	13/14 Adopted
100072107210	9221	MEMBERSHIPS & DUES	290	450	434	450	450
100072100000	9222	EDUCATION & TRAINING	534	400	400	400	400
100072107210	9222	EDUCATION & TRAINING	0	600	300	600	600
100072100000	9223	CONFERENCES & MEETINGS	412	800	0	800	800
100072107210	9223	CONFERENCES & MEETINGS	842	2,000	300	2,000	2,000
100072100000	9231	POSTAGE	231	450	100	300	300
100072107210	9231	POSTAGE	0	300	50	200	200
100072100000	9232	PRINTING	0	300	300	300	300
100072107210	9232	PRINTING	209	200	300	500	500
100072100000	9234	ADVERTISING	117	500	0	0	0
100072100000	9251	OTHER EQUIPMENT MAINT	396	0	200	0	0
100072100000	9252	PROPERTY MAINTENANCE	0	2,000	0	0	0
100072100000	9254	VEHICLE MAINTENANCE	1,386	4,500	2,500	4,000	4,000
100072100000	9255	GASOLINE/DIESEL	4,728	3,800	0	0	0
100072100000	9298	OVERHEAD ALLOC-SUPPLIES	17,471	19,422	19,334	20,212	20,212
100072100000	9321	OTHER CHEMICALS	2,215	2,000	1,000	2,000	2,000
100072100000	9420	TELEPHONE SERVICE	952	981	959	967	900
100072107210	9420	TELEPHONE SERVICE	493	500	423	500	500
100072100000	9424	CELLULAR PHONES/ALLOW	0	0	0	0	27
100072100000	9498	OVERHEAD ALLOC-UTILITIES	1,733	2,144	2,158	2,168	2,168
			63,726	108,585	85,689	107,882	107,842
			296,885	351,093	330,618	348,223	353,378

CITY OF MOORPARK
BUDGET LINE ITEM DETAIL
FISCAL YEAR 2013/14

DEPARTMENT: 7210 - VECTOR/ANIMAL CONTROL

OBJECT CODE	BUDGET UNIT	DESCRIPTION	AMOUNT
9102	100072107210	VENTURA COUNTY ANIMAL REGULATION CONTRACT (NET) TOTAL CONTRACT: TBD LESS ESTIMATED MOORPARK COLLECTIONS: TBD	45,000
			45,000
9204	100072100000	VECTOR: PERSONAL PROTECTION & SAFETY EQUIPMENT SUPPLIES FOR SENTINEL CHICKEN FLOCK, VECTOR TRAPS	3,000
			3,000
	100072107210	ANIMAL: DOG EQUIPMENT, BOWLS & FOOD, DISINFECTANTS & CLEANERS	500
			500
9205	100072107210	ANIMAL: LARGE SUPPLIES, PORTABLE KENNELS, ANIMAL TRAPS	1,200
			1,200
	500172107210	ANIMAL: MUTT MITTS	11,000
			11,000
9220	100072107210	ANIMAL CONTROL RELATED PUBLICATIONS	200
			200
9221	100072100000	VECTOR: MOSQUITO & VECTOR CONTROL ASSOCIATION MEMBERSHIP	1,600
			1,600
	100072107210	ANIMAL CONTROL: NACA & HUMANE SOCIETY MEMBERSHIPS	450
			450
9222	100072100000	VECTOR: EDUCATION & TRAINING NEEDED TO MAINTAIN STATE VECTOR CERTIFICATION	400
			400
	100072107210	ANIMAL: TRAINING - NACA ACADEMY AND/OR HUMANE SOCIETY	600
			600
9223	100072100000	VECTOR: COST TO ATTEND MVCAC & OTHER VECTOR MEETINGS & CONFERENCES; ATTEND MEETINGS AT DEPARTMENT OF HEALTH SERVICES	800
			800

CITY OF MOORPARK
BUDGET LINE ITEM DETAIL
FISCAL YEAR 2013/14

DEPARTMENT: 7210 - VECTOR/ANIMAL CONTROL

OBJECT CODE	BUDGET UNIT	DESCRIPTION	AMOUNT
9223	100072107210	ANIMAL: NACA & STATE HUMANE ASSOCIATION ANIMAL CONTROL ACADEMIES	2,000
			2,000
9420	100072100000	CELLULAR PHONE - VECTOR	900
			900
	100072107210	CELLULAR PHONE - ANIMAL	500
			500
9424	100072100000	CELL PHONE ALLOWANCE - SMA 10%	27
			27

Crossing Guards
(Division 8210)

The Public Works Department administers and manages the Crossing Guard Program within the City. There are currently three crossing guards that help schoolchildren cross intersections at two locations, Mountain Meadows/Tierra Rejada and at Los Angeles Avenue/Moorpark Avenue. One crossing guard is a full time employee, whose duties include crossing guard supervision, parking enforcement and street maintenance. Two of the crossing guards provide part-time clerical assistance at City Hall. This Division is funded through the Traffic Safety Fund (Fund 2000) and Crossing Guard Fund (Fund 2003).

CROSSING GUARDS

Budget Unit	Object	Account Title	11/12 Actual	12/13 Budget	12/13 Estimate	13/14 Recommended	13/14 Adopted
200082100000	9002	SALARIES (FULL-TIME)	21,786	20,877	21,087	20,904	20,904
200382100000	9003	SALARIES (PART-TIME)	24,917	25,066	24,977	26,314	26,314
200082100000	9011	WORKERS COMP INSURANCE	47	231	231	556	556
200382100000	9011	WORKERS COMP INSURANCE	0	278	278	700	700
200082100000	9013	PERS CONTRIBUTIONS	3,878	3,847	4,018	3,817	3,817
200082100000	9014	MEDICARE	308	302	307	230	230
200382100000	9014	MEDICARE	359	364	369	382	382
200082100000	9016	BILINGUAL PAY	249	249	250	249	249
200382100000	9017	PART-TIME RETIREMENT CONT	934	940	937	986	986
200082100000	9018	LONGEVITY PAY	0	110	0	163	163
200082100000	9019	FULL TIME DEFERRED COMP	0	0	0	421	421
200082100000	9020	UNIFORM ALLOWANCE	52	245	245	130	130
200082100000	9030	OPEB-ANNUAL REQD CONTRIB	105	106	106	110	110
200382100000	9030	OPEB-ANNUAL REQD CONTRIB	122	126	126	138	138
200082100000	9040	DENTAL INSURANCE	715	750	715	750	750
200082100000	9041	VISION INSURANCE	87	87	87	87	87
200082100000	9042	GROUP LIFE INSURANCE	35	38	32	38	38
200082100000	9043	ST/LT DISABILITY INSURANC	133	143	138	136	136
200082100000	9044	EMPLOYEE ASSTANCE PROGRAM	9	9	9	9	9
200082100000	9045	MEDICAL HLTH INSURANCE	4,976	5,237	5,603	6,073	6,073
			58,712	59,005	59,515	62,193	62,193
200082100000	9220	PUBLICATIONS & SUBSCRIPT	0	50	50	50	50
200082100000	9222	EDUCATION & TRAINING	0	100	100	100	100
200082100000	9251	OTHER EQUIPMENT MAINT	295	500	500	500	500
200082100000	9254	VEHICLE MAINTENANCE	232	250	400	375	375
200082100000	9255	GASOLINE/DIESEL	1,402	1,200	1,200	1,200	1,200
200082100000	9304	SAFETY EQUIPMENT	107	200	200	200	200
200082100000	9420	TELEPHONE SERVICE	229	300	300	306	273
200082100000	9424	CELLULAR PHONES/ALLOW	0	0	0	0	33
			2,265	2,600	2,750	2,731	2,731
			60,977	61,605	62,265	64,924	64,924

CITY OF MOORPARK
BUDGET LINE ITEM DETAIL
FISCAL YEAR 2013/14

DEPARTMENT: 8210 - CROSSING GUARD

OBJECT CODE	BUDGET UNIT	DESCRIPTION	AMOUNT
9220	200082100000	REFERENCE MATERIALS RELATED TO CROSSING GUARD	50
			50
9222	200082100000	CROSSING GUARD SUPERVISOR SEMINARS ($200 - SPLIT 50%/50% WITH 2000-8330)	100
			100
9251	200082100000	REPEATER ACCESS AND REPAIRS TO FIELD EQUIPMENT	500
			500
9254	200082100000	CROSSING GUARD SUPERVISOR VEHICLE ($1,000 - SPLIT 25%/75% WITH 2000-8330)	375
			375
9255	200082100000	FUEL COST OF CROSSING GUARD/PARKING ENFORCEMENT VEHICLE ($4,000 - SPLIT 25%/75% WITH 2000-8330)	1,200
			1,200
9304	200082100000	CROSSING GUARD VESTS, STOP PADDLES, ETC.	200
			200
9420	200082100000	CELL PHONE CHARGES - CROSSING GUARD SUPERVISOR MISCELLANEOUS PHONE CHARGES	200 73
			273
9424	200082100000	CELL PHONE ALLOWANCE - PW SUPT 5%	33
			33

Street Maintenance
(Division 8310)

The Street Maintenance Division is responsible for maintaining all City streets and rights-of-way and for administering related capital improvement projects. Division personnel perform minor street maintenance, stenciling, roadside litter and weed removal, storm drain maintenance and street sign installation as required to facilitate traffic flow and safety within the City. Major street repairs, street striping, street sweeping and traffic signal maintenance are contracted along with the design and construction of major street improvement projects.

The Gas Tax Fund, State Local Transportation Fund, Traffic Safety Fund, and Area of Contribution (AOC) Funds support street maintenance and improvement projects.

STREET MAINTENANCE

Budget Unit	Object	Account Title	11/12 Actual	12/13 Budget	12/13 Estimate	13/14 Recommended	13/14 Adopted
260383100000	9002	SALARIES (FULL-TIME)	0	196,330	198,642	199,336	197,146
260583100000	9002	SALARIES (FULL-TIME)	330,708	138,921	137,326	139,990	137,800
260583100000	9004	OVERTIME	1,471	2,500	1,800	2,500	2,500
260383100000	9011	WORKERS COMP INSURANCE	0	2,176	2,176	5,301	5,243
260583100000	9011	WORKERS COMP INSURANCE	761	1,539	1,539	3,722	3,664
260383100000	9013	PERS CONTRIBUTIONS	0	35,845	37,333	36,068	35,662
260583100000	9013	PERS CONTRIBUTIONS	54,669	25,370	25,790	25,364	24,958
260383100000	9014	MEDICARE	0	2,885	2,930	2,376	2,383
260583100000	9014	MEDICARE	4,494	2,041	2,038	1,642	1,649
260383100000	9016	BILINGUAL PAY	0	749	749	749	749
260583100000	9016	BILINGUAL PAY	1,442	720	685	720	720
260383100000	9018	LONGEVITY PAY	0	1,501	1,075	1,607	1,536
260583100000	9018	LONGEVITY PAY	1,629	914	598	1,125	1,054
260383100000	9019	FULL TIME DEFERRED COMP	0	0	0	4,097	4,052
260583100000	9019	FULL TIME DEFERRED COMP	0	0	0	2,900	2,855
260383100000	9020	UNIFORM ALLOWANCE	0	1,083	1,083	870	870
260583100000	9020	UNIFORM ALLOWANCE	2,711	820	820	626	626
260383100000	9030	OPEB-ANNUAL REQD CONTRIB	0	992	992	1,052	1,040
260583100000	9030	OPEB-ANNUAL REQD CONTRIB	1,696	701	701	738	727
260383100000	9040	DENTAL INSURANCE	0	4,845	4,231	4,861	4,845
260583100000	9040	DENTAL INSURANCE	7,951	3,422	3,645	3,438	3,422
260383100000	9041	VISION INSURANCE	0	599	548	597	599
260583100000	9041	VISION INSURANCE	1,024	419	468	417	419
260383100000	9042	GROUP LIFE INSURANCE	0	332	288	332	339
260583100000	9042	GROUP LIFE INSURANCE	612	259	254	259	266
260383100000	9043	ST/LT DISABILITY INSURANC	0	1,345	1,197	1,253	1,284
260583100000	9043	ST/LT DISABILITY INSURANC	2,097	952	1,016	866	897
260383100000	9044	EMPLOYEE ASSTANCE PROGRA	0	76	70	77	77
260583100000	9044	EMPLOYEE ASSTANCE PROGRA	130	54	61	55	55
260383100000	9045	MEDICAL HLTH INSURANCE	0	40,376	41,311	46,006	45,980
260583100000	9045	MEDICAL HLTH INSURANCE	65,162	28,695	31,883	32,796	32,770
			476,556	496,461	501,249	521,740	516,187
100083100000	9102	CONTRACTUAL SERVICES	0	12,000	12,000	0	0
260383100000	9102	CONTRACTUAL SERVICES	0	25,000	25,000	25,000	25,000
260583100000	9102	CONTRACTUAL SERVICES	34,493	8,356	8,400	0	0
260683100000	9102	CONTRACTUAL SERVICES	0	11,000	11,000	11,000	11,000
250183108089	9103	SPECIAL PROFESSIONAL SVCS	0	35,000	35,000	0	0
260583100000	9103	SPECIAL PROFESSIONAL SVCS	1,063	0	0	0	0
260683100000	9103	SPECIAL PROFESSIONAL SVCS	0	20,000	20,000	70,000	70,000
200283108061	9122	LEGAL SVCS-NON RETAINER	76	0	0	0	0
250183108012	9122	LEGAL SVCS-NON RETAINER	171	0	0	0	0
250183108013	9122	LEGAL SVCS-NON RETAINER	1,127	0	0	0	0
260383108056	9122	LEGAL SVCS-NON RETAINER	76	0	0	0	0
260583100000	9122	LEGAL SVCS-NON RETAINER	358	1,000	1,000	1,000	1,000
260583100000	9198	OVERHEAD ALLOC-SERVICES	6,196	9,078	8,834	10,053	10,053
260583100000	9201	COMP SUPP/EQUIP NON-CAPIT	0	0	0	500	500
260583100000	9205	SPECIAL DEPT SUPPLIES	5,696	1,400	1,400	1,400	1,400
260583100000	9208	SMALL TOOLS	2,759	2,986	4,000	4,000	4,000
260583100000	9211	EQUIPMENT RENTAL	512	1,000	1,000	1,000	1,000
260583100000	9220	PUBLICATIONS & SUBSCRIPT	319	300	300	300	300

STREET MAINTENANCE

Budget Unit	Object	Account Title	11/12 Actual	12/13 Budget	12/13 Estimate	13/14 Recommended	13/14 Adopted
260583100000	9221	MEMBERSHIPS & DUES	426	1,500	1,500	1,500	1,500
260583100000	9222	EDUCATION & TRAINING	275	1,200	1,200	1,200	1,200
260583100000	9223	CONFERENCES & MEETINGS	365	3,000	3,000	3,000	3,000
260383100000	9224	MILEAGE	0	372	372	372	0
260583100000	9224	MILEAGE	989	1,524	1,524	1,152	780
260383100000	9226	AUTO ALLOWANCE	0	0	0	0	372
260583100000	9226	AUTO ALLOWANCE	0	0	0	0	372
260583100000	9231	POSTAGE	407	1,000	1,000	1,000	1,000
260583100000	9232	PRINTING	677	1,500	1,500	1,500	1,500
200283108061	9234	ADVERTISING	174	0	0	0	0
260583100000	9234	ADVERTISING	0	300	300	300	300
260583100000	9251	OTHER EQUIPMENT MAINT	6,785	6,000	6,000	6,000	6,000
200283108061	9252	PROPERTY MAINTENANCE	5,646	5,000	5,000	2,500	2,500
200083100000	9253	TRAFFIC SIGNAL MAINT	52,847	60,145	50,000	50,000	50,000
260583100000	9253	TRAFFIC SIGNAL MAINT	2,817	2,228	0	0	0
260583100000	9254	VEHICLE MAINTENANCE	10,209	10,000	10,000	10,000	10,000
260583100000	9255	GASOLINE/DIESEL	16,269	17,250	17,250	17,250	17,250
260583100000	9298	OVERHEAD ALLOC-SUPPLIES	33,856	37,608	37,697	39,185	39,185
260383100000	9301	PAINT	0	7,000	7,000	7,000	7,000
260583100000	9301	PAINT	3,211	0	0	0	0
260383100000	9302	BARRICADES	0	600	600	600	600
260583100000	9302	BARRICADES	1,814	0	0	0	0
260383100000	9303	SIGNS	0	10,000	10,000	16,600	16,600
260583100000	9303	SIGNS	10,765	0	0	0	0
260583100000	9304	SAFETY EQUIPMENT	826	1,186	2,200	7,200	7,200
260383100000	9310	ASPHALT/CONCRETE	0	5,000	5,000	5,000	5,000
260583100000	9310	ASPHALT/CONCRETE	3,076	0	0	0	0
260583100000	9320	WEED ABATEMENT CHEMICALS	989	1,000	1,000	1,000	1,000
260583100000	9350	STREET SWEEPING-STATE HWY	5,108	5,700	5,700	5,700	5,700
260383100000	9351	STREET SWEEPING-LOCAL ST	0	108,000	108,000	108,000	108,000
260583100000	9351	STREET SWEEPING-LOCAL ST	102,185	0	0	0	0
200083100000	9412	SIGNAL ENERGY	25,908	25,000	25,000	25,000	25,000
260583100000	9412	SIGNAL ENERGY	3,261	7,000	7,000	7,000	7,000
200283108061	9413	ELECTRICITY	47	50	50	50	50
200283108061	9415	WATER	661	0	700	700	700
200283108061	9416	NATURAL GAS	66	100	100	100	100
260383100000	9420	TELEPHONE SERVICE	0	408	587	549	0
260583100000	9420	TELEPHONE SERVICE	3,156	2,734	2,734	2,831	2,515
260383100000	9424	CELLULAR PHONES/ALLOW	0	0	0	0	530
260583100000	9424	CELLULAR PHONES/ALLOW	0	0	0	0	297
260583100000	9498	OVERHEAD ALLOC-UTILITIES	3,359	4,135	4,208	4,204	4,204
			349,021	453,660	444,156	450,746	450,708
260283108090	9504	OTHER EQUIPMENT	0	0	0	30,000	30,000
260583100000	9505	VEHICLES	0	2,028	0	0	0
400383100000	9505	VEHICLES	0	0	0	59,000	59,000
			0	2,028	0	89,000	89,000
100083100000	9820	TRANSFER TO OTHER FUNDS	8,528	0	0	0	0
200183108056	9820	TRANSFER TO OTHER FUNDS	575	0	0	0	0
200183108086	9820	TRANSFER TO OTHER FUNDS	460	0	0	0	0

STREET MAINTENANCE

Budget Unit	Object	Account Title	11/12 Actual	12/13 Budget	12/13 Estimate	13/14 Recommended	13/14 Adopted
200283108061	9820	TRANSFER TO OTHER FUNDS	2,040	0	0	0	0
250183108012	9820	TRANSFER TO OTHER FUNDS	2,650	0	0	0	0
250183108013	9820	TRANSFER TO OTHER FUNDS	1,785	0	0	0	0
250183108039	9820	TRANSFER TO OTHER FUNDS	2,430	0	0	0	0
250183108058	9820	TRANSFER TO OTHER FUNDS	3,005	0	0	0	0
250183108066	9820	TRANSFER TO OTHER FUNDS	2,830	0	0	0	0
260383100000	9820	TRANSFER TO OTHER FUNDS	702,000	0	0	0	0
260483108056	9820	TRANSFER TO OTHER FUNDS	4,600	0	0	0	0
260583108001	9820	TRANSFER TO OTHER FUNDS	7,660	0	0	0	0
260683108091	9820	TRANSFER TO OTHER FUNDS	7,310	0	0	0	0
261083108002	9820	TRANSFER TO OTHER FUNDS	6,930	0	0	0	0
400083108078	9820	TRANSFER TO OTHER FUNDS	2,855	0	0	0	0
260583100000	9830	COST PLAN CHARGES	300,300	372,700	372,700	327,300	327,300
			1,055,958	372,700	372,700	327,300	327,300
			1,881,536	1,324,849	1,318,105	1,388,786	1,383,195

CITY OF MOORPARK
BUDGET LINE ITEM DETAIL
FISCAL YEAR 2013/14

DEPARTMENT: 8310 - STREET MAINTENANCE

OBJECT CODE	BUDGET UNIT	DESCRIPTION	AMOUNT
9020	260583100000	WEEKLY UNIFORM RENTAL	626
			626
9102	260383100000	STRIPING	15,000
		CONTRACT ASPHALT REPAIR	10,000
			25,000
	260683100000	SIGNAL MODIFICATION	10,000
		UNDERGROUND SERVICE ALERT	1,000
			11,000
9103	260683100000	MISC ENGINEERING STUDIES	18,000
		CALIFORNIA STREET REPORT	2,000
		PAVEMENT MANAGEMENT PROGRAM	50,000
			70,000
9122	260583100000	GENERAL LEGAL SERVICES	1,000
			1,000
9201	260583100000	ADDITIONAL MONITOR FOR AUTOCAD FOR PW SUPERINTENDENT	500
			500
9208	260583100000	MISC. TOOLS FOR PW DUTIES	4,000
			4,000
9211	260583100000	EQUIPMENT RENTALS	1,000
			1,000
9220	260583100000	TRADE PUBLICATIONS	300
			300
9221	260583100000	MEMBERSHIP & DUES FOR PROFESSIONAL ORGANIZATIONS	1,500
			1,500
9223	260583100000	APWA, LEAGUE OF CITIES, MAINTENANCE SUPERVISORS ASSOC.	3,000
			3,000
9224	260583100000	MISC MILEAGE	780
			780

CITY OF MOORPARK
BUDGET LINE ITEM DETAIL
FISCAL YEAR 2013/14

DEPARTMENT: 8310 - STREET MAINTENANCE

OBJECT CODE	BUDGET UNIT	DESCRIPTION	AMOUNT
9226	260383100000	AUTO ALLOWANCE - CE/PWD 10%	372
			372
	260583100000	AUTO ALLOWANCE - CE/PWD 10%	372
			372
9231	260583100000	VARIOUS MAILINGS AND NOTICES	1,000
			1,000
9232	260583100000	FLIERS, SIGNS, ETC.	1,500
			1,500
9234	260583100000	BID ANNOUNCEMENTS; PUBLIC OUTREACH	300
			300
9251	260583100000	REPEATER COSTS AND EQUIPMENT MAINTENANCE	6,000
			6,000
9253	200083100000	ROUTINE & EXTRA ORDINARY MAINTENANCE	50,000
			50,000
9254	260583100000	PW FIELD VEHICLES MAINTENANCE	10,000
			10,000
9255	260583100000	FUEL FOR PW VEHICLES & 50/50 SPLIT FOR POOL CARS INCREASING FY 11/12 BY 15% FOR FY 12/13	17,250
			17,250
9301	260383100000	PAVEMENT MARKING SUPPLIES	7,000
			7,000
9302	260383100000	CONES, ROAD MARKERS & BARRICADES	600
			600
9303	260383100000	STREET SIGNS STOP SIGN FACES TO HIP (HIGH INTENSITY PRISMATIC) TO COMPLY WITH MUTCD (MANUAL ON UNIFORMED TRAFFIC CONTROL DEVICES)	10,000 6,600
			16,600

CITY OF MOORPARK
BUDGET LINE ITEM DETAIL
FISCAL YEAR 2013/14

DEPARTMENT: 8310 - STREET MAINTENANCE

OBJECT CODE	BUDGET UNIT	DESCRIPTION	AMOUNT
9304	260583100000	ADDITIONAL TO ADD STROBE LIGHTS TO MAINT TRUCKS	5,000
		VESTS, GLOVES, EYE PROTECTION, HARD HATS, ETC.	2,200
			7,200
9310	260383100000	MATERIALS FOR MINOR STREET REPAIRS	5,000
			5,000
9320	260583100000	MATERIALS FOR WEED ABATEMENT	1,000
			1,000
9350	260583100000	STREET SWEEPING ON STATE ROUTE 23 & 118	5,700
			5,700
9351	260383100000	STREET SWEEPING ALONG CITY STREETS	108,000
			108,000
9412	200083100000	ENERGY COSTS FOR CITY CROSSING SIGNALS	25,000
			25,000
	260583100000	ENERGY COSTS FOR CITY CROSSING SIGNALS	7,000
			7,000
9420	260583100000	CELL PHONE CHARGES PW MAINT STAFF	415
		MISCELLANEOUS PHONE CHARGES	2,100
			2,515
9424	260383100000	CELL PHONE ALLOWANCE - SMA 5%	14
		CELL PHONE ALLOWANCE - CE/PWD 10%	117
		CELL PHONE ALLOWANCE - PW SUPT	399
			530
	260583100000	CELL PHONE ALLOWANCE - SMA 5%	14
		CELL PHONE ALLOWANCE - CE/PWD 10%	117
		CELL PHONE ALLOWANCE - PW SUPT 25%	166
			297
9504	260283108090	PEDESTRIAN COUNTDOWN DEVICES (8 INTERSECTIONS)	30,000
			30,000
9505	400383100000	REPLACE F450 #66 TO COMPLY/CEPA & LOWER FUEL COST_MAINT	50,000
		REPLACE DIESEL ARROW BOARD WITH SOLAR	4,500

CITY OF MOORPARK
BUDGET LINE ITEM DETAIL
FISCAL YEAR 2013/14

DEPARTMENT: 8310 - STREET MAINTENANCE

OBJECT CODE	BUDGET UNIT	DESCRIPTION	AMOUNT
9505	400383100000	REPLACE WELDER NOT WORKING	4,500
			59,000

NPDES - Stormwater Management
(Division 8320)

The Stormwater Management Program provides for the development, implementation and administration of a number of federally mandated programs promulgated by the National Pollutant Discharge Elimination System (NPDES). These programs are designed to reduce or eliminate pollutants entering the City's storm drain systems. The City is part of the Calleguas Creek Watershed and participates in a number of watershed-based programs. The City complies with the Regional Water Quality Control Board's stormwater permit and Total Maximum Daily Load (TMDL) requirements. City programs include public outreach, illicit discharge/illicit connection enforcement, stormwater inspections for designated businesses, water quality monitoring and litter reduction.

NPDES - STORMWATER MANAGEMENT

Budget Unit	Object	Account Title	11/12 Actual	12/13 Budget	12/13 Estimate	13/14 Recommended	13/14 Adopted
100083200000	9002	SALARIES (FULL-TIME)	18,882	19,065	18,342	18,691	19,320
230283208902	9002	SALARIES (FULL-TIME)	282	282	281	276	276
230583208902	9002	SALARIES (FULL-TIME)	282	282	281	276	276
231083208902	9002	SALARIES (FULL-TIME)	3,396	3,378	3,378	3,311	3,311
100083200000	9011	WORKERS COMP INSURANCE	41	211	211	497	497
230283208902	9011	WORKERS COMP INSURANCE	1	3	3	7	7
230583208902	9011	WORKERS COMP INSURANCE	1	3	3	7	7
231083208902	9011	WORKERS COMP INSURANCE	8	37	37	88	88
100083200000	9013	PERS CONTRIBUTIONS	3,287	3,434	3,376	3,369	3,369
230283208902	9013	PERS CONTRIBUTIONS	53	53	55	51	51
230583208902	9013	PERS CONTRIBUTIONS	53	53	55	51	51
231083208902	9013	PERS CONTRIBUTIONS	621	632	660	612	612
100083200000	9014	MEDICARE	272	277	271	229	229
230283208902	9014	MEDICARE	4	4	4	3	3
230583208902	9014	MEDICARE	4	4	4	3	3
231083208902	9014	MEDICARE	50	49	49	35	35
230283208902	9016	BILINGUAL PAY	4	4	4	4	4
230583208902	9016	BILINGUAL PAY	4	4	4	4	4
231083208902	9016	BILINGUAL PAY	52	50	50	50	50
100083200000	9018	LONGEVITY PAY	0	0	0	187	187
230283208902	9018	LONGEVITY PAY	5	4	4	4	4
230583208902	9018	LONGEVITY PAY	5	4	4	4	4
231083208902	9018	LONGEVITY PAY	55	50	50	50	50
100083200000	9019	FULL TIME DEFERRED COMP	0	0	0	378	378
230283208902	9019	FULL TIME DEFERRED COMP	0	0	0	6	6
230583208902	9019	FULL TIME DEFERRED COMP	0	0	0	6	6
231083208902	9019	FULL TIME DEFERRED COMP	0	0	0	67	67
230283208902	9020	UNIFORM ALLOWANCE	4	6	6	3	3
230583208902	9020	UNIFORM ALLOWANCE	4	6	6	3	3
231083208902	9020	UNIFORM ALLOWANCE	42	66	66	33	33
100083200000	9030	OPEB-ANNUAL REQD CONTRIB	91	96	96	99	99
230283208902	9030	OPEB-ANNUAL REQD CONTRIB	1	1	1	1	1
230583208902	9030	OPEB-ANNUAL REQD CONTRIB	1	1	1	1	1
231083208902	9030	OPEB-ANNUAL REQD CONTRIB	17	17	17	17	17
100083200000	9040	DENTAL INSURANCE	253	145	253	145	145
230283208902	9040	DENTAL INSURANCE	10	11	10	11	11
230583208902	9040	DENTAL INSURANCE	10	11	10	11	11
231083208902	9040	DENTAL INSURANCE	123	129	123	129	129
100083200000	9041	VISION INSURANCE	38	19	38	19	19
230283208902	9041	VISION INSURANCE	1	1	1	1	1
230583208902	9041	VISION INSURANCE	1	1	1	1	1
231083208902	9041	VISION INSURANCE	15	15	15	15	15
100083200000	9042	GROUP LIFE INSURANCE	32	26	29	26	26
230283208902	9042	GROUP LIFE INSURANCE	0	0	1	0	0
230583208902	9042	GROUP LIFE INSURANCE	0	0	1	0	0
231083208902	9042	GROUP LIFE INSURANCE	5	5	5	5	5
100083200000	9043	ST/LT DISABILITY INSURANC	111	131	117	122	122
230283208902	9043	ST/LT DISABILITY INSURANC	2	2	2	2	2
230583208902	9043	ST/LT DISABILITY INSURANC	2	2	2	2	2
231083208902	9043	ST/LT DISABILITY INSURANC	23	23	23	22	22
100083200000	9044	EMPLOYEE ASSTANCE PROGRA	5	5	5	5	5

NPDES - STORMWATER MANAGEMENT

Budget Unit	Object	Account Title	11/12 Actual	12/13 Budget	12/13 Estimate	13/14 Recommended	13/14 Adopted
230283208902	9044	EMPLOYEE ASSTANCE PROGRA	0	0	1	0	0
230583208902	9044	EMPLOYEE ASSTANCE PROGRA	0	0	1	0	0
231083208902	9044	EMPLOYEE ASSTANCE PROGRA	2	2	2	2	2
100083200000	9045	MEDICAL HLTH INSURANCE	2,806	2,972	3,185	3,473	3,473
230283208902	9045	MEDICAL HLTH INSURANCE	71	75	80	87	87
230583208902	9045	MEDICAL HLTH INSURANCE	71	75	80	87	87
231083208902	9045	MEDICAL HLTH INSURANCE	853	898	960	1,042	1,042
			31,960	32,624	32,264	33,630	34,259
100083200000	9102	CONTRACTUAL SERVICES	72	10,000	2,000	10,000	10,000
231683208902	9102	CONTRACTUAL SERVICES	0	5,000	5,000	5,000	5,000
100083200000	9103	SPECIAL PROFESSIONAL SVCS	29,039	84,000	69,000	84,000	84,000
100083208080	9103	SPECIAL PROFESSIONAL SVCS	15,030	6,000	0	16,200	16,200
100083200000	9122	LEGAL SVCS-NON RETAINER	475	5,000	5,000	5,000	5,000
100083200000	9204	SHOP & OPERATING SUPPLIES	298	2,000	1,000	2,000	2,000
100083200000	9205	SPECIAL DEPT SUPPLIES	759	500	250	500	500
100083200000	9220	PUBLICATIONS & SUBSCRIPT	0	500	250	500	500
100083200000	9223	CONFERENCES & MEETINGS	0	1,000	200	1,000	1,000
100083200000	9224	MILEAGE	24	100	50	100	100
100083200000	9240	COMMUNITY PROMOTION	30	3,000	3,000	3,000	3,000
100083200000	9418	UTILITY PERMIT FEES	12,131	15,000	12,200	15,000	15,000
100083200000	9420	TELEPHONE SERVICE	0	100	0	100	100
			57,857	132,200	97,950	142,400	142,400
			89,817	164,824	130,214	176,030	176,659

CITY OF MOORPARK
BUDGET LINE ITEM DETAIL
FISCAL YEAR 2013/14

DEPARTMENT: 8320 - NPDES STORMWATER MANAGEMENT

OBJECT CODE	BUDGET UNIT	DESCRIPTION	AMOUNT
9102	100083200000	CATCH BASIN CLEANING	10,000
			10,000
	231683208902	BMP MAINTENANCE	5,000
			5,000
9103	100083200000	TMDL MONITORING PROGRAM	34,000
		VCWPD IMPLEMENTATION AGREEMENT	40,000
		MISC STORMWATER PROJECTS	10,000
			84,000
	100083208080	NURSERY FACILITIES (5 SITES)	450
		LAUNDRY FACILITIES (10 SITES)	350
		INDUSTRIAL FACILITIES (15 SITES)	2,700
		FOOD FACILITIES (100 SITES)	9,000
		AUTO FACILITIES (30 SITES)	2,700
		REINSPECTIONS	1,000
		NOTE: INSPECTIONS OCCUR ONCE EVERY TWO YEARS	
			16,200
9122	100083200000	FINALIZE NPDES ORDINANCE UPDATE	5,000
			5,000
9204	100083200000	STENCILS, PAINT, & EQUIPMENT	2,000
			2,000
9205	100083200000	STORMWATER MATERIALS	500
			500
9220	100083200000	STORMWATER PROGRAM PUBLICATIONS	500
			500
9223	100083200000	CASQA OR STORMCON CONFERENCE	1,000
			1,000
9224	100083200000	MISC. MILEAGE	100
			100
9240	100083200000	STORMWATER PROGRAM PUBLIC OUTREACH MATERIALS	3,000
			3,000

CITY OF MOORPARK
BUDGET LINE ITEM DETAIL
FISCAL YEAR 2013/14

DEPARTMENT: 8320 - NPDES STORMWATER MANAGEMENT

OBJECT CODE	BUDGET UNIT	DESCRIPTION	AMOUNT
9418	100083200000	CITY'S NPDES PERMIT FEE	15,000
			15,000
9420	100083200000	MISC. PHONE CHARGES	100
			100

Parking Enforcement
(Division 8330)

The Public Works Department provides a portion of the workforce allocated to the enforcement of the City's parking regulations. Parking enforcement is also provided by the City's contract Police Department. Costs accounted here relate to the processing and administration of parking citations, as well as costs related to the administration of the parking citation appeals program. Maintenance costs for the Radar Speed Display Trailer are also budgeted here.

PARKING ENFORCEMENT

Budget Unit	Object	Account Title	11/12 Actual	12/13 Budget	12/13 Estimate	13/14 Recommended	13/14 Adopted
200083300000	9002	SALARIES (FULL-TIME)	51,273	50,159	50,371	50,841	47,555
200083300000	9004	OVERTIME	0	1,000	500	1,000	1,000
200083300000	9011	WORKERS COMP INSURANCE	113	556	556	1,352	1,264
200083300000	9013	PERS CONTRIBUTIONS	9,125	9,195	9,624	9,268	8,660
200083300000	9014	MEDICARE	747	733	742	472	483
200083300000	9016	BILINGUAL PAY	422	416	416	416	416
200083300000	9018	LONGEVITY PAY	282	281	281	509	403
200083300000	9019	FULL TIME DEFERRED COMP	0	0	0	1,026	958
200083300000	9020	UNIFORM ALLOWANCE	264	350	350	250	250
200083300000	9030	OPEB-ANNUAL REQD CONTRIB	251	254	254	268	251
200083300000	9040	DENTAL INSURANCE	1,503	1,579	1,503	1,602	1,579
200083300000	9041	VISION INSURANCE	194	193	194	190	194
200083300000	9042	GROUP LIFE INSURANCE	80	105	73	104	114
200083300000	9043	ST/LT DISABILITY INSURANC	322	343	333	264	310
200083300000	9044	EMPLOYEE ASSTANCE PROGRAM	23	23	23	23	23
200083300000	9045	MEDICAL HLTH INSURANCE	12,078	12,686	13,604	14,594	14,555
			76,678	77,873	78,824	82,179	78,015
100083300000	9102	CONTRACTUAL SERVICES	8,247	8,000	8,000	8,000	8,000
200083300000	9102	CONTRACTUAL SERVICES	306	700	700	700	700
200083300000	9123	LEGAL SVCS-LITIGATION	0	500	500	500	500
200083300000	9202	OFFICE SUPPLIES	0	110	110	110	110
200083300000	9206	OTHER OPERATING SUPPLIES	107	1,000	1,000	1,000	1,000
200083300000	9208	SMALL TOOLS	53	200	200	200	200
200083300000	9220	PUBLICATIONS & SUBSCRIPT	0	50	50	50	50
200083300000	9222	EDUCATION & TRAINING	297	100	100	100	100
200083300000	9232	PRINTING	0	3,000	3,000	3,000	3,000
200083300000	9251	OTHER EQUIPMENT MAINT	87	100	100	100	100
200083300000	9254	VEHICLE MAINTENANCE	346	750	1,200	1,125	1,125
200083300000	9255	GASOLINE/DIESEL	1,963	3,500	3,500	3,500	3,500
100083300000	9273	PARK BAIL STATE SURCHARGE	134,524	44,000	49,100	39,748	39,748
200083300000	9420	TELEPHONE SERVICE	147	100	100	106	73
200083300000	9424	CELLULAR PHONES/ALLOW	0	0	0	0	33
100083300000	9452	COLLECTION ADMIN FEE	4,536	3,500	3,500	3,500	3,500
			150,612	65,610	71,160	61,739	61,739
			227,290	143,483	149,984	143,918	139,754

CITY OF MOORPARK
BUDGET LINE ITEM DETAIL
FISCAL YEAR 2013/14

DEPARTMENT: 8330 - PARKING ENFORCEMENT

OBJECT CODE	BUDGET UNIT	DESCRIPTION	AMOUNT
9020	200083300000	CROSSING GUARD UNIFORM ALLOWANCE	250
			250
9102	100083300000	CITATION PROCESSING - CITY OF THOUSAND OAKS CONTRACT	8,000
			8,000
	200083300000	PARKING CITATION HEARING OFFICER	700
			700
9123	200083300000	LEGAL SERVICES	500
			500
9202	200083300000	OFFICE SUPPLIES RELATED TO PARKING ENFORCEMENT	110
			110
9206	200083300000	WEATHERPROOF CITATION ENVELOPE, MARKING CHALK, ETC	1,000
			1,000
9208	200083300000	MISC. TOOLS	200
			200
9220	200083300000	PARKING ENFORCEMENT PUBLICATIONS & SUBSCRIPTIONS	50
			50
9222	200083300000	PARKING ENFORCEMENT SEMINAR ($200 - SPLIT 50%/50% WITH 2000-8210)	100
			100
9232	200083300000	CITATION BOOKS AND MISC PUBLIC OUTREACH NOTICES	3,000
			3,000
9251	200083300000	MISC. EQUIPMENT MAINTENANCE	100
			100
9254	200083300000	MAINTENANCE FOR CROSSING GUARD SUPERVISOR VEHICLE ($1,000 - SPLIT 75%/25% WITH 2000-8210)	1,125
			1,125
9255	200083300000	FUEL COST OF CROSSING GUARD/PARKING ENFORCEMENT ($4,000 - SPLIT 75%/25% WITH 2000-8210)	3,500

CITY OF MOORPARK
BUDGET LINE ITEM DETAIL
FISCAL YEAR 2013/14

DEPARTMENT: 8330 - PARKING ENFORCEMENT

OBJECT CODE	BUDGET UNIT	DESCRIPTION	AMOUNT
			3,500
9273	100083300000	PARKING BAIL SURCHARGES TO COUNTY & STATE:	
		COURTHOUSE CONSTRUCTION FUND (GC 76000 & 76100)	
		ESTIMATE 4,184 CITATIONS * $2.50	10,460
		CRIMINAL JUSTICE FACILITIES CONSTRUCTION FUND	
		(GC 76000 & 76101) ESTIMATE 4,184 CITATIONS * $2.50	10,460
		STATE COURT FACILITIES CONSTRUCTION FUND (GC 70372)	
		ESTIMATE 4,184 CITATIONS * $1.50	6,276
		IMMEDIATE & CRITICAL NEEDS - STATE COURT FACILITIES	
		CONSTRUCTION FUND (GC 70372) ESTIMATE 4,184 * $3.00	12,552
			39,748
9420	200083300000	MISCELLANEOUS PHONE CHARGES	73
			73
9424	200083300000	CELL PHONE ALLOWANCE - PW SUPT 5%	33
			33
9452	100083300000	STATE ADMIN FEES FOR PARKING BAIL COLLECTIONS	3,500
			3,500

Engineering
(Division 8410)

Engineering provides conditions of approval for property and land development, performs grading and improvement plan check, reviews and approves permits for grading, reviews and approves improvements in conformance with the National Pollutant Discharge Elimination System requirements, performs construction inspection and reviews and approves all Parcel and Tract maps for land divisions. Engineering also prepares bond estimates and improvement agreements and provides inspection services for City-financed capital projects. In addition to the City Engineer and Assistant Engineer, contract services are provided through a private firm. Beginning in FY 2011/12, the City began contracting with an additional private firm, to provide floodplain management services related to land development projects.

ENGINEERING

Budget Unit	Object	Account Title	11/12 Actual	12/13 Budget	12/13 Estimate	13/14 Recommended	13/14 Adopted
262084100000	9002	SALARIES (FULL-TIME)	113,019	124,404	121,744	113,384	112,289
100084100000	9011	WORKERS COMP INSURANCE	142	0	0	0	0
262084100000	9011	WORKERS COMP INSURANCE	281	1,380	1,380	3,016	2,985
262084100000	9013	PERS CONTRIBUTIONS	19,637	22,472	21,855	20,367	20,165
262084100000	9014	MEDICARE	1,646	1,838	1,800	1,531	1,534
262084100000	9018	LONGEVITY PAY	94	844	94	832	797
262084100000	9019	FULL TIME DEFERRED COMP	0	0	0	2,677	2,655
262084100000	9030	OPEB-ANNUAL REQD CONTRIB	627	630	630	598	592
262084100000	9040	DENTAL INSURANCE	1,363	1,567	1,493	1,503	1,496
262084100000	9041	VISION INSURANCE	174	191	191	180	182
262084100000	9042	GROUP LIFE INSURANCE	276	335	275	322	325
262084100000	9043	ST/LT DISABILITY INSURANC	604	850	751	716	731
262084100000	9044	EMPLOYEE ASSTANCE PROGRAM	26	31	30	27	27
262084100000	9045	MEDICAL HLTH INSURANCE	12,312	14,440	14,761	14,943	14,930
			150,201	168,982	165,004	160,096	158,708
262084100000	9103	SPECIAL PROFESSIONAL SVCS	25,000	50,000	1,000	50,000	50,000
262084100000	9155	ENGINEERING-PUB IMP PLNCK	28,934	30,000	165,831	100,000	100,000
262084100000	9156	ENGINEERING-PUB IMP INSP	49,511	35,000	51,100	75,000	75,000
262084100000	9157	ENGINEERING-ENCROACHMENT	33,921	25,000	24,990	5,000	5,000
100084100000	9221	MEMBERSHIPS & DUES	713	800	800	800	800
100084100000	9222	EDUCATION & TRAINING	26	200	100	200	200
100084100000	9223	CONFERENCES & MEETINGS	0	4,000	2,000	4,000	4,000
100084100000	9224	MILEAGE	0	84	84	84	84
262084100000	9224	MILEAGE	1,864	1,920	1,920	1,920	60
262084100000	9226	AUTO ALLOWANCE	0	0	0	0	1,860
100084100000	9420	TELEPHONE SERVICE	0	48	0	0	0
262084100000	9420	TELEPHONE SERVICE	657	420	420	583	0
262084100000	9424	CELLULAR PHONES/ALLOW	0	0	0	0	583
			140,625	147,472	248,245	237,587	237,587
100084100000	9820	TRANSFER TO OTHER FUNDS	0	116,292	15,862	159,799	158,411
262084100000	9830	COST PLAN CHARGES	83,900	30,900	30,900	93,400	93,400
			83,900	147,192	46,762	253,199	251,811
			374,726	463,646	460,011	650,882	648,106

CITY OF MOORPARK
BUDGET LINE ITEM DETAIL
FISCAL YEAR 2013/14

DEPARTMENT: 8410 - ENGINEERING

OBJECT CODE	BUDGET UNIT	DESCRIPTION	AMOUNT
9103	262084100000	FLOOD PLAIN MANAGEMENT SERVICES CONSULTANT	50,000
			50,000
9155	262084100000	ENGINEERING - PUBLIC IMPROVEMENT PLAN CHECK EXPENSES ARE 70% OF REVENUE LINE 2620.3841.	100,000
			100,000
9156	262084100000	ENGINEERING - PUBLIC IMPROVEMENT INSPECTIONS EXPENDITURE LINE IS 70% OF REVENUE LINE 2620.3842.	75,000
			75,000
9157	262084100000	ENGINEERING - ENCROACHMENT PERMITS	5,000
			5,000
9221	100084100000	APWA, ASCE, ITE	800
			800
9222	100084100000	ANNUAL TRAINING (1 @ $200 EACH)	200
			200
9223	100084100000	PROFESSIONAL CONFERENCES	4,000
			4,000
9224	100084100000	MILEAGE REIMBURSEMENT	84
			84
	262084100000	MISC MILEAGE	60
			60
9226	262084100000	AUTO ALLOWANCE - CE/PWD 50%	1,860
			1,860
9424	262084100000	CELL PHONE ALLOWANCE - CE/PWD 50%	583
			583

Public Transit
(Division 8510)

The Public Transit Division is responsible for administering the City's local transportation programs. The City has five transit programs:

- Moorpark Transit - The local fixed route bus for general transportation. Currently, there are two bus route services, which operate Monday through Friday, from 6:00 a.m. to 6:00 p.m.

- ADA Paratransit - Local ADA (Americans with Disabilities Act) Paratransit in the form of a subsidized van service for persons with disabilities who are certified by City and VCTC to use the system. Inter-City Paratransit (subsidized van service to other cities) is available through federal supplemental funding.

- Senior Dial-A-Ride – This is a local (Intra-City) Dial-A-Ride service for seniors aged 62 and over. Although it is a valuable service to senior citizens who use it, it has not had a significant impact on the department budget. The Senior Dial-A-Ride uses the same van service as the ADA service, and is available the same hours as the City bus, 6:00 a.m. to 6:00 p.m., Monday through Friday. The City also provides the Senior Nutrition Program, a donation-based van service to the Active Adult Center meal site with a grant fund provided by the County Area Agency on Aging (AAA).

- VISTA-East - An Inter-City express bus, VISTA-East connects Moorpark, Moorpark College, Simi Valley and Thousand Oaks. It meets other VISTA routes, linking all Ventura County cities, the Warner Center in Canoga Park, CSUCI and Santa Barbara.

- Metrolink - The Ventura County Line of the regional commuter rail service goes from Montalvo Station in the City of San Buenaventura to Union Station in downtown Los Angeles. This Division provides some maintenance at the Moorpark Metrolink Station and interacts with Amtrak and Metrolink.

The City began financing bus service in January, 1989 with the Transportation Development Act (TDA) Article 8c funds. TDA continues to fund the public transit programs except when other funding sources such as grants are available. In FY 2004/05, Federal Transit Administration (FTA) Urbanized Area funding began supplementing certain eligible capital projects. In FY 2010/11, the City began using Traffic Systems Management Fund (2001) for operation of the City’s compressed natural gas vehicles. General Fund revenue has not traditionally been used for public transit in significant amounts.

PUBLIC TRANSIT

Budget Unit	Object	Account Title	11/12 Actual	12/13 Budget	12/13 Estimate	13/14 Recommended	13/14 Adopted
500085100000	9002	SALARIES (FULL-TIME)	86,926	89,072	85,855	87,655	86,560
500085100000	9011	WORKERS COMP INSURANCE	193	988	988	2,331	2,301
500085100000	9013	PERS CONTRIBUTIONS	15,150	16,075	15,724	15,803	15,601
500085100000	9014	MEDICARE	1,263	1,298	1,268	1,062	1,065
500085100000	9018	LONGEVITY PAY	97	244	94	886	851
500085100000	9019	FULL TIME DEFERRED COMP	0	0	0	1,848	1,826
500085100000	9030	OPEB-ANNUAL REQD CONTRIB	429	451	451	462	456
500085100000	9040	DENTAL INSURANCE	1,201	854	1,218	862	855
500085100000	9041	VISION INSURANCE	175	111	177	110	112
500085100000	9042	GROUP LIFE INSURANCE	163	150	151	150	153
500085100000	9043	ST/LT DISABILITY INSURANC	513	610	545	548	563
500085100000	9044	EMPLOYEE ASSTANCE PROGRAM	24	25	25	24	24
500085100000	9045	MEDICAL HLTH INSURANCE	12,608	13,472	14,347	15,670	15,657
			118,743	123,350	120,843	127,411	126,024
200185108070	9102	CONTRACTUAL SERVICES	0	2,542	0	5,600	5,600
200185108071	9102	CONTRACTUAL SERVICES	183,509	242,878	225,400	264,000	264,000
260485108070	9102	CONTRACTUAL SERVICES	0	19,622	0	43,200	43,200
260485108071	9102	CONTRACTUAL SERVICES	0	48,708	0	105,000	105,000
500085100000	9102	CONTRACTUAL SERVICES	0	0	0	25,000	25,000
500085108070	9102	CONTRACTUAL SERVICES	46,376	44,500	37,500	45,000	45,000
500085108071	9102	CONTRACTUAL SERVICES	42,148	71,110	40,000	45,000	45,000
500085108072	9102	CONTRACTUAL SERVICES	35,378	40,000	34,180	0	0
500085108073	9102	CONTRACTUAL SERVICES	2,300	14,000	5,000	14,000	14,000
500085100000	9122	LEGAL SVCS-NON RETAINER	0	500	250	500	500
260485100000	9205	SPECIAL DEPT SUPPLIES	0	8,853	0	8,853	8,853
500085100000	9205	SPECIAL DEPT SUPPLIES	271	2,000	2,000	2,000	2,000
500085100000	9220	PUBLICATIONS & SUBSCRIPT	0	50	50	50	50
500085100000	9221	MEMBERSHIPS & DUES	230	200	200	200	200
500085100000	9222	EDUCATION & TRAINING	20	200	100	200	200
500085100000	9223	CONFERENCES & MEETINGS	20	200	100	200	200
500085100000	9224	MILEAGE	372	400	400	400	28
500085100000	9226	AUTO ALLOWANCE	0	0	0	0	372
500085100000	9231	POSTAGE	275	500	300	500	500
500085100000	9232	PRINTING	3,858	5,000	3,000	3,000	3,000
500085100000	9240	COMMUNITY PROMOTION	0	500	0	500	500
500085108073	9240	COMMUNITY PROMOTION	2,323	2,500	1,500	2,500	2,500
500085100000	9251	OTHER EQUIPMENT MAINT	52	300	60	300	300
200185100000	9252	PROPERTY MAINTENANCE	0	3,400	0	0	0
500085100000	9252	PROPERTY MAINTENANCE	664	2,000	1,000	4,000	4,000
500085108073	9252	PROPERTY MAINTENANCE	1,337	3,000	3,000	3,000	3,000
200185100000	9254	VEHICLE MAINTENANCE	0	3,680	0	7,800	7,800
260485100000	9254	VEHICLE MAINTENANCE	0	28,400	0	60,000	60,000
500085100000	9254	VEHICLE MAINTENANCE	125,000	138,301	96,500	125,000	125,000
500085108070	9254	VEHICLE MAINTENANCE	46,082	44,500	37,500	45,000	45,000
500085108070	9255	GASOLINE/DIESEL	0	5,000	0	0	0
500085108071	9255	GASOLINE/DIESEL	0	0	5,000	5,200	5,200
500085108073	9330	TREE TRIMMING	0	0	0	5,600	5,600
500085100000	9331	LANDSCAPE SERVICES	1,442	3,500	2,000	1,500	1,500
500085108073	9331	LANDSCAPE SERVICES	20,258	24,000	24,000	20,400	20,400
500085108073	9352	STREET SWEEPING METRO	1,838	3,000	3,000	3,000	3,000

PUBLIC TRANSIT

Budget Unit	Object	Account Title	11/12 Actual	12/13 Budget	12/13 Estimate	13/14 Recommended	13/14 Adopted
500085108073	9414	STREET LIGHT ENERGY	2,526	3,000	3,000	3,000	3,000
500085108073	9415	WATER	4,714	7,000	5,000	7,000	7,000
200185108071	9416	NATURAL GAS	16,021	52,000	45,000	55,000	55,000
500085100000	9420	TELEPHONE SERVICE	81	100	100	133	16
500085100000	9424	CELLULAR PHONES/ALLOW	0	0	0	0	117
			537,095	825,444	575,140	911,636	911,636
500085100000	9820	TRANSFER TO OTHER FUNDS	7,787	0	0	0	0
500085108073	9820	TRANSFER TO OTHER FUNDS	1,725	0	0	0	0
500085100000	9830	COST PLAN CHARGES	203,000	170,700	170,700	191,800	191,800
			212,512	170,700	170,700	191,800	191,800
			868,350	1,119,494	866,683	1,230,847	1,229,460

CITY OF MOORPARK
BUDGET LINE ITEM DETAIL
FISCAL YEAR 2013/14

DEPARTMENT: 8510 - PUBLIC TRANSIT

OBJECT CODE	BUDGET UNIT	DESCRIPTION	AMOUNT
9102	200185108070	TRANSIT DEMO PROJECT - LOCAL MATCH OF 11.47%	5,600
			5,600
	200185108071	TRAFFIC SYSTEMS-CITYWIDE TRANSIT:	
		CNG TRANSIT OPERATIONS	250,000
		CONTINGENCY	14,000
			264,000
	260485108070	TRANSIT DEMO PROJECT - 88.53% GRANT FUNDING	43,200
		HAS A LOCAL MATCH OF $5,600 FROM 2001.8510.8070.9102	
			43,200
	260485108071	TRANSIT DEMO PROJECT - 88.53% GRANT FUNDING	105,000
		HAS A LOCAL MATCH OF $14,000 FROM 2001.8510.8071.9102	
			105,000
	500085100000	ADDITIONAL FTA 5307 FUNDING FOR TRANSIT OPERATIONS	25,000
			25,000
	500085108070	PUBLIC TRANSIT-PARATRANSIT:	
		SPLIT 50/50 WITH 9254 FOR CAPITAL MAINTENANCE	45,000
			45,000
	500085108071	PUBLIC TRANSIT-CITY TRANSIT:	
		OPERATION OF MOORPARK CITY TRANSIT (DIESEL)	15,000
		MOORPARK BEACH BUS	25,000
		AUDIT	5,000
			45,000
	500085108073	PUBLIC TRANSIT-METROLINK	
		PREVENTATIVE MAINTENANCE OF METROLINK CAMERAS	14,000
			14,000
9122	500085100000	GENERAL LEGAL SERVICES	500
			500
9205	260485100000	TRANSIT DEMO PROJECT - NEW SCHEDULES, SIGNS, ETC.	8,853
		HAS A LOCAL MATCH OF $2,000 (5000.8510.0000.9205)	
			8,853
	500085100000	MAPS, SIGNS, DECALS, ETC.	2,000

CITY OF MOORPARK
BUDGET LINE ITEM DETAIL
FISCAL YEAR 2013/14

DEPARTMENT: 8510 - PUBLIC TRANSIT

OBJECT CODE	BUDGET UNIT	DESCRIPTION	AMOUNT
			2,000
9220	500085100000	TRANSIT MAGAZINES AND PERIODICALS	50
			50
9221	500085100000	APTA AND CALACT	200
			200
9222	500085100000	TRAINING FOR ONE PW EMPLOYEE	200
			200
9223	500085100000	APWA MEETINGS	50
		CA TRANSIT ASSOCIATION CONFERENCE	150
			200
9224	500085100000	MISC	28
			28
9226	500085100000	AUTO ALLOWANCE - CE/PWD 10%	372
			372
9231	500085100000	BUS SCHEDULE, ADA APPLICATIONS, PUBLIC MAILINGS	500
			500
9232	500085100000	NEW BUS SCHEDULES AND OTHER PRINTING JOBS	3,000
			3,000
9240	500085100000	PENS, MAGNETS, ETC	500
			500
	500085108073	PUBLIC TRANSIT-METROLINK:	
		METROLINK HOLIDAY TOY EXPRESS EVENT	2,500
			2,500
9251	500085100000	MINOR BUS ITEMS AND REPEATER ACCESS	300
			300
9252	500085100000	OTHER MISC BUS SHELTER MAINTENANCE	500
		TRASH CAN REMOVAL SERVICES	3,500

CITY OF MOORPARK
BUDGET LINE ITEM DETAIL
FISCAL YEAR 2013/14

DEPARTMENT: 8510 - PUBLIC TRANSIT

OBJECT CODE	BUDGET UNIT	DESCRIPTION	AMOUNT
			4,000
	500085108073	PUBLIC TRANSIT-METROLINK: PROPERTY MAINTENANCE AND REPAIR OF THE STATION	3,000
			3,000
9254	200185100000	TRANSIT DEMO PROJECT - LOCAL MATCH OF 11.47%	7,800
			7,800
	260485100000	TRANSIT DEMO PROJECT - 88.53% GRANT FUNDING HAS A LOCAL MATCH OF $7,800 FROM 2001.8510.8071.9102	60,000
			60,000
	500085100000	MOORPARK CITY TRANSIT CAPITAL MAINTENANCE (80% FTA FUNDED, 20% TDA MATCH)	125,000
			125,000
	500085108070	CAPITAL MAINTENANCE FOR PARATRANSIT SERVICE (80% FTA FUNDED, 20% TDA MATCH)	45,000
			45,000
9331	500085100000	LANDSCAPE CONTRACT SERVICES	1,500
			1,500
	500085108073	LANDSCAPE SERVICES (12 MONTHS @ $1700/MONTH)	20,400
			20,400
9352	500085108073	STREET SWEEPING-METROLINK NORTH & SOUTH PARKING LOTS	3,000
			3,000
9414	500085108073	ENERGY COSTS FOR NORTH AND SOUTH PARKING LOTS	3,000
			3,000
9415	500085108073	LANDSCAPE IRRIGATION FOR METROLINK STATION	7,000
			7,000
9416	200185108071	CNG FUEL	55,000
			55,000
9420	500085100000	MISC. PHONE CHARGES	16

CITY OF MOORPARK
BUDGET LINE ITEM DETAIL
FISCAL YEAR 2013/14

DEPARTMENT: 8510 - PUBLIC TRANSIT

OBJECT CODE	BUDGET UNIT	DESCRIPTION	AMOUNT
			16
9424	500085100000	CELL PHONE ALLOWANCE - CE/PWD 10%	117
			117

Street Lighting
(Division 8900)

The citywide Lighting & Landscaping Maintenance Assessment District was formed in Fiscal Year 1983-1984 to fund costs pertaining to citywide street lighting and landscape maintenance activities of benefit to the entire City, including the maintenance of specified landscaped areas funded by assessments levied upon properties within certain designated areas. Later, other landscaped areas were added to the Assessment Districts. Generally, assessments are levied on the basis of benefit received by the individual property, as determined by an assessment engineering study prepared each year.

The Public Works Department; Finance Department; and Parks, Recreation and Community Services Department are responsible for (1) administering the annual assessment renewal process, (2) managing the assessment engineering contract, (3) overseeing streetlight maintenance, (4) maintaining all landscape and irrigation within the various Assessment Districts, and (5) maintaining certain debris basins funded by District assessments. Costs related to citywide street lighting efforts are accumulated here. Landscape maintenance costs are accumulated in Division 7900 of the Parks, Recreation and Community Services Department. Debris basin maintenance costs are accumulated in Division 8320 of the Public Works Department.

STREET LIGHTING

Budget Unit	Object	Account Title	11/12 Actual	12/13 Budget	12/13 Estimate	13/14 Recommended	13/14 Adopted
260589008902	9002	SALARIES (FULL-TIME)	9	0	0	0	0
260589008902	9013	PERS CONTRIBUTIONS	(1)	0	0	0	0
260589008902	9014	MEDICARE	1	0	0	0	0
260589008902	9018	LONGEVITY PAY	1	0	0	0	0
260589008902	9040	DENTAL INSURANCE	2	0	0	0	0
260589008902	9043	ST/LT DISABILITY INSURANC	1	0	0	0	0
260589008902	9045	MEDICAL HLTH INSURANCE	11	0	0	0	0
			23	0	0	0	0
230089007901	9102	CONTRACTUAL SERVICES	0	5,000	0	0	0
230089008901	9102	CONTRACTUAL SERVICES	5,273	5,000	5,400	5,475	5,475
230089008901	9414	STREET LIGHT ENERGY	363,884	390,000	365,000	390,000	390,000
			369,157	400,000	370,400	395,475	395,475
100089000000	9820	TRANSFER TO OTHER FUNDS	0	55,202	55,202	0	0
260589000000	9820	TRANSFER TO OTHER FUNDS	0	61,446	61,446	0	0
			0	116,648	116,648	0	0
			369,180	516,648	487,048	395,475	395,475

CITY OF MOORPARK
BUDGET LINE ITEM DETAIL
FISCAL YEAR 2013/14

DEPARTMENT: 8900 - STREET LIGHTING

OBJECT CODE	BUDGET UNIT	DESCRIPTION	AMOUNT
9102	230089008901	ASSESSMENT ENGINEER CONSULTING SERVICE	5,475
			5,475
9414	230089008901	STREET LIGHTING THROUGHOUT THE CITY	390,000
			390,000

Public Safety
(Department 9200)

The City Manager administers the City's contract with the Ventura County Sheriff's Office for law enforcement services, including patrol, traffic, investigative, and crime prevention services. The Police Department, through the efforts of the Sheriff's Office, is responsible for law enforcement services within the City, as well as the protection of all residents, schools, and businesses through the deterrence and prevention of crime, the apprehension of offenders, and public education promoting self-protective measures that limit victimization. The Police Department also coordinates all police volunteers and volunteer programs through the Police Services Center located at 610 Spring Road.

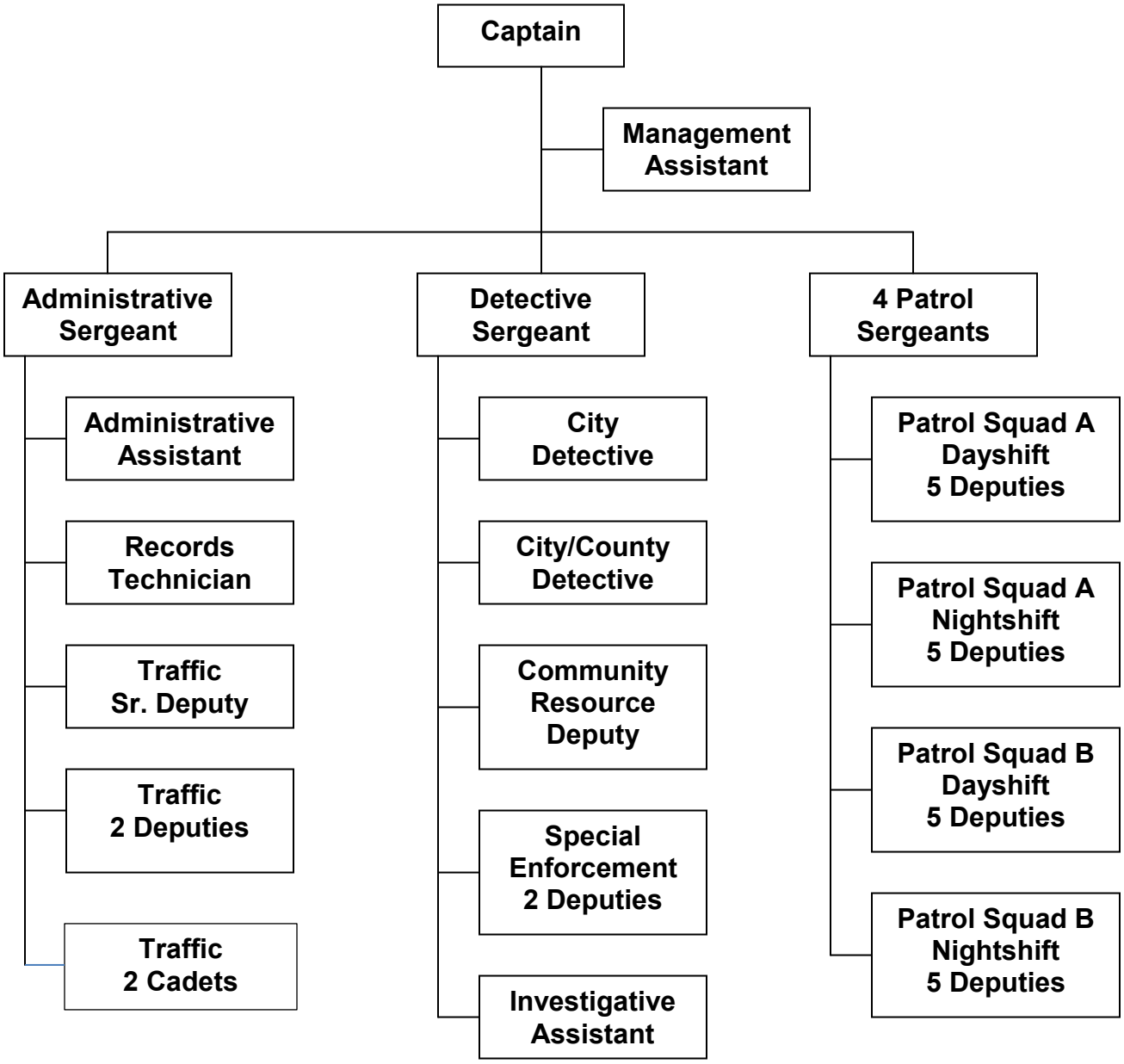

PUBLIC SAFETY

Budget Unit	Object	Account Title	11/12 Actual	12/13 Budget	12/13 Estimate	13/14 Recommended	13/14 Adopted
100092000000	9011	WORKERS COMP INSURANCE	0	638	638	1,529	1,529
			0	638	638	1,529	1,529
100092000000	9102	CONTRACTUAL SERVICES	14,033	42,500	42,500	50,257	50,257
100092000000	9117	POLICE SERVICES	5,728,978	5,827,977	5,586,709	5,873,430	5,988,430
260992009001	9117	POLICE SERVICES	100,000	100,000	100,000	100,000	100,000
100092000000	9118	POLICE - OVERTIME	98,389	137,000	95,000	137,000	137,000
100092000000	9119	POLICE - SPECIAL EVENTS	7,888	18,000	18,000	18,140	18,140
100092009008	9119	POLICE - SPECIAL EVENTS	9,538	3,000	6,000	3,000	3,000
100092000000	9122	LEGAL SVCS-NON RETAINER	2,445	12,730	12,730	8,000	8,000
100092000000	9201	COMP SUPP/EQUIP NON-CAPIT	528	3,000	3,000	3,000	3,000
100092000000	9202	OFFICE SUPPLIES	0	3,000	3,000	3,000	3,000
100092000000	9204	SHOP & OPERATING SUPPLIES	181	1,300	1,300	1,300	1,300
100092000000	9205	SPECIAL DEPT SUPPLIES	12,175	12,550	12,550	22,550	22,550
200092000000	9205	SPECIAL DEPT SUPPLIES	9,863	6,235	6,235	6,235	6,235
100092000000	9208	SMALL TOOLS	161	1,000	1,000	1,000	1,000
100092000000	9220	PUBLICATIONS & SUBSCRIPT	330	585	585	585	585
200092000000	9220	PUBLICATIONS & SUBSCRIPT	0	300	300	300	300
100092000000	9221	MEMBERSHIPS & DUES	1,048	2,440	2,440	2,440	2,440
100092000000	9222	EDUCATION & TRAINING	3,813	15,000	15,000	15,000	15,000
100092000000	9223	CONFERENCES & MEETINGS	170	2,500	2,500	2,500	2,500
100092000000	9224	MILEAGE	0	200	200	200	200
100092000000	9231	POSTAGE	1,490	2,500	2,500	2,500	2,500
100092000000	9232	PRINTING	160	3,600	3,600	3,600	3,600
100092000000	9234	ADVERTISING	0	150	150	150	150
100092000000	9240	COMMUNITY PROMOTION	638	1,000	1,000	1,000	1,000
100092000000	9241	EMPLOYEE RECOGNITION	1,503	2,000	2,000	2,000	2,000
100092000000	9242	VOLUNTEER RECOGNITION	1,326	2,000	2,000	2,000	2,000
100092000000	9251	OTHER EQUIPMENT MAINT	462	0	0	0	0
200092000000	9251	OTHER EQUIPMENT MAINT	0	3,500	3,500	3,500	3,500
100092000000	9252	PROPERTY MAINTENANCE	0	1,000	1,000	1,000	1,000
100092000000	9254	VEHICLE MAINTENANCE	172,925	196,926	145,000	196,926	196,926
200092000000	9254	VEHICLE MAINTENANCE	0	17,234	17,634	17,234	17,234
100092000000	9255	GASOLINE/DIESEL	92,723	64,800	64,800	64,800	64,800
200092000000	9255	GASOLINE/DIESEL	0	5,200	6,300	5,200	5,200
100092000000	9420	TELEPHONE SERVICE	22,460	20,986	20,986	20,986	20,986
200092000000	9420	TELEPHONE SERVICE	0	414	414	414	414
100092000000	9421	PAY PHONE USE	600	600	600	600	600
			6,283,826	6,511,227	6,180,533	6,569,847	6,684,847
400392000000	9505	VEHICLES	0	25,000	25,000	0	0
			0	25,000	25,000	0	0
			6,283,826	6,536,865	6,206,171	6,571,376	6,686,376

CITY OF MOORPARK
BUDGET LINE ITEM DETAIL
FISCAL YEAR 2013/14

DEPARTMENT: 9200 - PUBLIC SAFETY

OBJECT CODE	BUDGET UNIT	DESCRIPTION	AMOUNT
9102	100092000000	DISTRICT ATTORNEY'S HIGH TECHNOLOGY TASK FORCE	13,200
		VISIONTEK REPORT WRITING SOFTWARE LICENSING	4,500
		COUNTY WITNESS COORDINATION PROGRAM	11,000
		CRISIS INTERVENTION TEAM PROGRAM	9,757
		REVERSE 911 PROGRAM	1,500
		SECURITY ACCESS CARD READER MAINTENANCE CONTRACT	6,100
		TELEPHONE SUPPORT & MAINTENANCE CONTRACT	4,200
			50,257
9117	100092000000	THE FOLLOWING AMOUNTS INCLUDE 5% INCREASE:	
		2 - 24 HR PATROL CARS (336 HOURS PER WEEK)	2,289,319
		2 - 84 HR PATROL CAR	1,144,485
		2 - DEPUTIES SPECIAL ENFORCEMENT UNIT*	
		(PARTIAL FUNDING FROM FUND 1000)	328,598
		3 - 40 HR TRAFFIC MOTORCYCLES	729,255
		1 - SENIOR DEPUTY DIFFERENTIAL (MOTORCYCLE)	34,382
		1 - SENIOR DEPUTY DIFFERENTIAL (PATROL)	34,382
		1 - CAPTAIN (50%)	174,695
		1 - DETECTIVE SERGEANT (75%)	216,752
		1.5 - SENIOR DEPUTY DETECTIVE	378,617
		1 - DEPUTY COMMUNITY RESOURCES OFFICER	214,687
		1 - MANAGEMENT ASSISTANT (50%)	42,329
		1 - SHERIFF'S SERVICE TECHNICIAN	116,544
		2 - 20 HOUR PER WEEK CADETS + 320 HOURS	69,640
		1 - ADMINISTRATIVE ASSISTANT (NON-EXEMPT)	99,745
		1 - SCHOOL RESOURCE OFFICER (50% SHARED COST)	115,000
			5,988,430
	260992009001	2 - DEPUTIES SPECIAL ENFORCEMENT UNIT*	
		(PARTIAL FUNDING FROM FUND 2609)	100,000
			100,000
9118	100092000000	OVERTIME, HOLIDAY, COURT & COMMERCIAL TRAFFIC	137,000
			137,000
9119	100092000000	MOORPARK COUNTRY DAYS - PARADE & EVENT SECURITY	6,500
		ROAM 'N RELICS CAR SHOW (REIMBURSED COST)	2,000
		LAW ENFORCEMENT SPECIAL UNIT DEMONSTRATIONS	3,140
		MOVIE DETAILS (REIMBURSED COST)	3,500
		ROTARY BEER FESTIVAL (REIMBURSED COST)	3,000
			18,140
	100092009008	AVOID THE 14 GRANT-DUI ENFORCEMENT	3,000

CITY OF MOORPARK
BUDGET LINE ITEM DETAIL
FISCAL YEAR 2013/14

DEPARTMENT: 9200 - PUBLIC SAFETY

OBJECT CODE	BUDGET UNIT	DESCRIPTION	AMOUNT
			3,000
9122	100092000000	LEGAL SERVICE - NON RETAINER	3,000
		CALIFORNIA OFFICE OF ADMINISTRATIVE HEARINGS	5,000
			8,000
9201	100092000000	COMPUTER SOFTWARE, LIMITED HARDWARE, CABLES, ETC	3,000
			3,000
9202	100092000000	OFFICE SUPPLIES	3,000
			3,000
9204	100092000000	JANITORIAL SUPPLIES FOR INMATE WORKERS	1,000
		CUPS, PAPER PLATES, MISC BREAK ROOM SUPPLIES	150
		SUPPLEMENTAL PAPER PRODUCTS (FACIAL TISSUE)	150
			1,300
9205	100092000000	FILM PROCESSING & ENLARGEMENTS	200
		TOWING/STORAGE OF IMPOUNDED EVIDENCE VEHICLES	3,000
		BICYCLE PATROL MAINTENANCE	2,500
		VIP, SED, GANG & BIKE DETAIL UNIFORMS/EQUIPMENT	4,000
		COMMERCIAL ENFORCEMENT UNIFORMS/EQUIPMENT	750
		MISC UNANTICIPATED EXPENSES	1,000
		FOOD REQUIREMENTS (JUVENILE OFFENDERS)	300
		MEETING SUPPLIES	500
		REPLACEMENT OF RADAR EQUIPMENT BATTERIES	300
		TRUCK INSPECTION EQUIPMENT AND SUPPLIES	10,000
			22,550
	200092000000	MOTORCYLE CLEANING AND MAINTENANCE SUPPLIES	450
		6 - PAIR MOTORCYCLE PANTS @ $200 PER PAIR	1,200
		3 - REPLACEMENT MOTORCYCLE HELMETS	1,500
		3 - PAIRS REPLACEMENT MOTORCYCLE BOOTS	1,860
		1 - TRAFFIC MOTORCYCLE JACKET	500
		TRAFFIC MOTORCYCLE LEATHER GLOVES	150
		TRAFFIC MOTORCYCLE EYE PROTECTION	350
		3 - TRAFFIC MOTORCYCLE BOOT RE-SOLE	225
			6,235
9208	100092000000	MISC SMALL HAND TOOLS & FASTENERS (MINOR REP)	1,000
			1,000

CITY OF MOORPARK
BUDGET LINE ITEM DETAIL
FISCAL YEAR 2013/14

DEPARTMENT: 9200 - PUBLIC SAFETY

OBJECT CODE	BUDGET UNIT	DESCRIPTION	AMOUNT
9220	100092000000	VENTURA COUNTY STAR ANNUAL SUBSCRIPTION	185
		MISC PUBLICATIONS / SUBSCRIPTIONS	400
			585
	200092000000	TITLE 13 UPDATES (COMMERCIAL VEHICLE ENFORCEMENT)	300
			300
9221	100092000000	RENEWAL - INT'L ASSN FINANCIAL CRIMES (DET X2)	50
		PARTIAL REIMBURSEMENT SERVICE CLUB DUES (ROTARY)	990
		CALIFORNIA CRIMINAL JUSTICE INVESTIGATORS ASSN	90
		NATIONAL CITIZENS ON PATROL GROUP MEMBERSHIP	150
		SCRIA - DETECTIVES	20
		CFCIA - DETECTIVES	140
		MISC ADDITIONAL	1,000
			2,440
9222	100092000000	SPEC. TRAINING SPECIFIC TO CITY POLICE FUNCTIONS	6,900
		TRAVEL COSTS & LODGING	8,100
			15,000
9223	100092000000	1 DAY CONFERENCES & MEETINGS	2,500
			2,500
9224	100092000000	MILEAGE REIMBURSEMENT	200
			200
9232	100092000000	CRIME PREVENTION FLYERS	1,100
		PARKING CITATIONS - NOTICE TO APPEAR	2,500
			3,600
9240	100092000000	COMMUNITY PROMOTION & CRIME PREVENTION	1,000
			1,000
9241	100092000000	EMPLOYEE RECOGNITION - PLAQUES & ANNUAL HOLIDAY PARTY	2,000
			2,000
9242	100092000000	VOLUNTEER RECOGNITION - PLAQUES & ANNUAL HOLIDAY PARTY	2,000
			2,000
9251	200092000000	SERVICE & RECERTIFICATION FOR RADAR & LIDAR UNITS	3,500

CITY OF MOORPARK
BUDGET LINE ITEM DETAIL
FISCAL YEAR 2013/14

DEPARTMENT: 9200 - PUBLIC SAFETY

OBJECT CODE	BUDGET UNIT	DESCRIPTION	AMOUNT
			3,500
9252	100092000000	MISC BUILDING MAINTENANCE & REPAIR	1,000
			1,000
9254	100092000000	8 - PATROL CARS ($730/MO * 12 MOS * 8 CARS)	70,080
		229,000 PATROL CAR MILEAGE ($0.24/MILE)	55,000
		ANNUAL CDPD FEES ($3,000 * 8 CARS)	24,000
		4.75 - PLAIN CARS ($273/MO * 12 MOS * 4.75 CARS)	15,600
		60,000 PLAIN CAR MILEAGE ($0.22/MILE)	13,200
		10,000 COUNTY PATROL CAR MILEAGE ($0.24/MILE)	2,400
		1 - MINI VANS ($250/MO * 12 MOS * 1 VAN)	3,000
		15,000 MINI VAN MILEAGE ($0.22/MILE)	3,300
		VIP CAR MAINTENANCE (2 CITY VEHICLES)	3,400
		1 MINI PICK-UP TRUCK ($317/MO * 12 MOS * 1 TRUCK) * 70%	2,660
		12,000 MINI PICKUP TRUCK MILEAGE ($0.29/MILE) * 70%	2,436
		MISC UNANTICIPATED EXPENSES (PAINT/LETTERING)	1,000
		CITY DECALS FOR CITY UNITS/MOTORCYCLES	800
		CAR WASH SUPPLIES	50
			196,926
	200092000000	MAINTENANCE & REPAIR OF TRAFFIC MOTORCYLES	14,000
		TRAFFIC MOTORCYCLE CLEANING & MAINTENANCE SUPPLIES	450
		CITY VIP CAR MAINTENANCE	600
		1 MINI PICK-UP TRUCK ($317/MO * 12 MOS * 1 TRUCK) * 30%	1,140
		12,000 MINI PICK-UP TRUCK MILEAGE ($0.29/MILE) * 30%	1,044
			17,234
9255	100092000000	POLICE & PLAIN VEHICLE FUEL	64,800
			64,800
	200092000000	TRAFFIC MOTORCYCLE FUEL	5,200
			5,200
9420	100092000000	POLICE CELLULAR PHONES	2,086
		LANDLINE TELEPHONE SERVICES	15,500
		VOICE MAIL/DATA/ALARM/EOC	2,900
		INVESTIGATIONS DSL LINE	500
			20,986
	200092000000	3 CELL PHONES FOR TRAFFIC MOTORCYCLE OFFICERS	360
		30% OF 1 CELL PHONE FOR PARKING ENFORCEMENT CADET	36

CITY OF MOORPARK
BUDGET LINE ITEM DETAIL
FISCAL YEAR 2013/14

DEPARTMENT: 9200 - PUBLIC SAFETY

OBJECT CODE	BUDGET UNIT	DESCRIPTION	AMOUNT
9420	200092000000	15% OF 1 CELL PHONE FOR PARKING ENFORCEMENT VIP	18
			414
9421	100092000000	POLICE SERVICE CENTER PAY PHONE ($50 MONTH)	600
			600

Expense History
Capital Improvement Projects

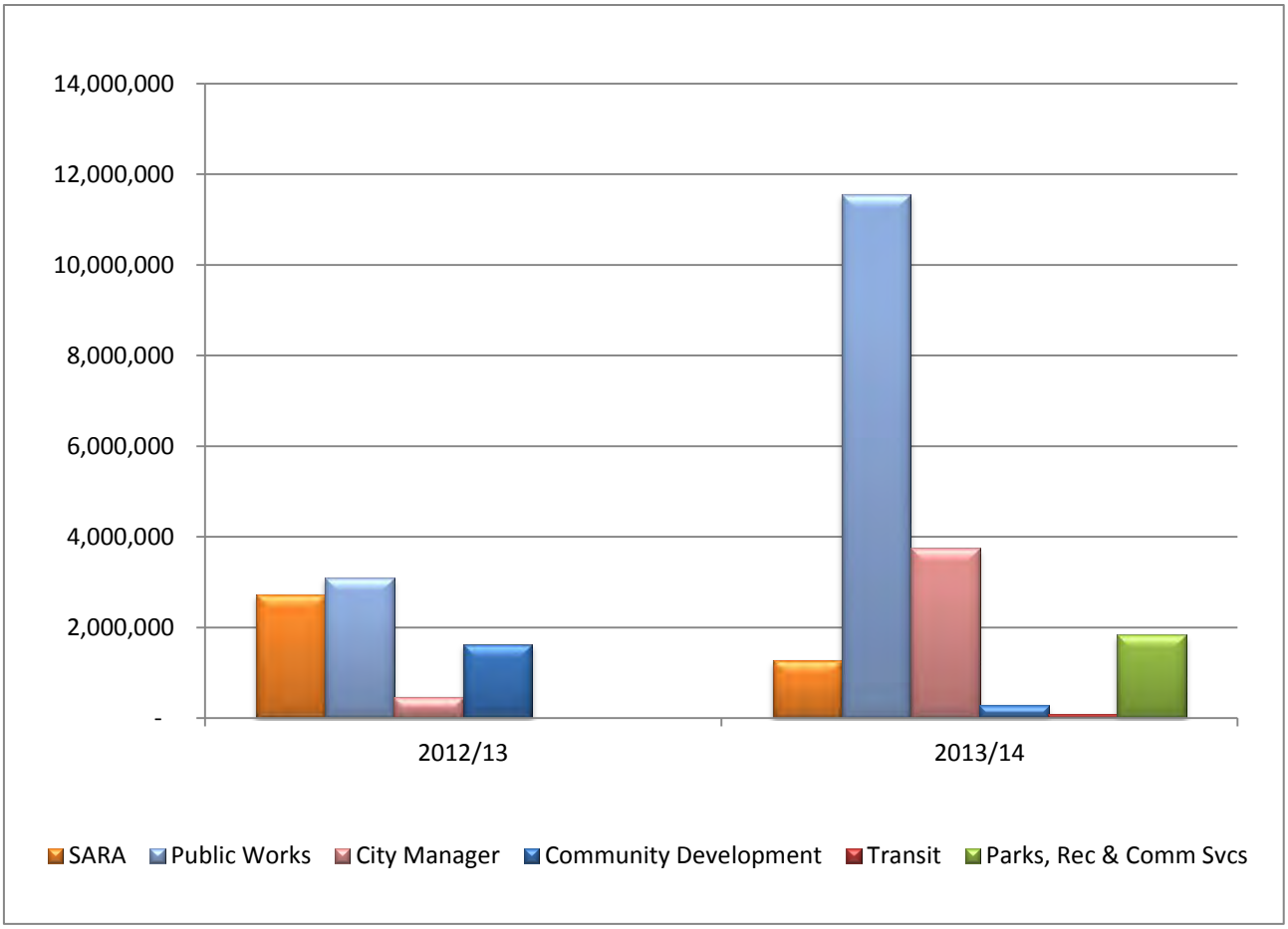

	2012/13 Estimated	2013/14 Adopted
SARA	2,725,328	1,268,919
Public Works	3,097,756	11,558,606
City Manager	464,896	3,752,263
Community Development	1,630,400	288,144
Parks, Rec & Comm Svcs		1,843,229
Transit	-	89,482
Total Expenses	**$7,918,380**	**$18,800,643**

CITY OF MOORPARK
Capital Improvement Projects Budget FY 2013/14
By Funding Sources

FUND	Fund Title	13/14 Recommended	13/14 Adopted
1000	GENERAL FUND	614,622	614,622
2001	TRAFFIC SYSTEMS MANAGEMENT	670,719	670,719
2002	TRAFFIC MITIGATION	1,665,284	1,665,284
2100	PARK IMPROVEMENT -COMMUNITY WIDE	372,000	372,000
2113	PARK IMPROVEMENT-ZONE 3	0	0
2151	ART IN PUBLIC PLACES	300,000	300,000
2400	PARK MAINTENANCE DISTRICT	11,000	11,000
2501	LOS ANGELES AOC	5,705,176	5,705,176
2602	TDA ARTICLE 3	198,556	198,556
2603	LOCAL TRANSPORATION 8A	182,584	182,584
2604	ISTEA 21 FEDERAL GRANTS	1,302,191	1,302,191
2606	HUT 2103	32,966	32,966
2609	OTHER STATE/FEDERAL GRANTS	1,729,513	1,729,513
2611	PROP 1B-LOCAL STREETS & ROADS	539,061	539,061
2701	CDBG ENTITLEMENT	17,625	17,625
2800	ENDOWMENT	948,541	397,616
4001	CITY HALL IMPROVEMENT	3,457,629	3,457,629
5000	LOCAL TRANSIT PROGRAMS 8C	335,182	335,182
9101	RDA-SA ECONOMIC DEVELOPMENT	369,400	369,400
9103	RDA-SA 2001 TAB PROCEEDS	200,000	586,675
9104	RDA-SA 2006 TAB PROCEEDS	148,594	312,844
		18,800,643	18,800,643

City of Moorpark
Capital Improvements Summary
Fiscal Year 2013/14

Project Number	Project Title	Prior Year Actual as of 06/30/2012	FY 2012/13 Estimate	FY 2013/14 Budget	Estimated Future Year(s) Amount	Project Total
2007	New City Hall and Civic Center Complex	665,112	51,006	3,643,245	-	4,359,363
5020	Moorpark Community Human Services Complex	12,989,499	2,586,858	182,269	-	15,758,626
5035	Askenazy Project	31,617	-	353,350	-	384,967
5056	High Street Streetscape	-	-	-	-	-
5081	161 2nd St. Neighborhood Park	549,185	10,000	617,925		1,177,110
5084	450 High St.	917,562	139,360	224,393		1,281,315
5088	224 Charles St.	-	185,000	-		185,000
5089	236 Charles St.	-	218,000	-		218,000
7022	AVCP Sports Fields	2,263,453	-	372,000		2,635,453
7707	ADA Upgrades	-	-	23,825	-	23,825
7708	High Street Art in Public Places	-	-	150,000	-	150,000
7709	Arroyo Vista Recreation Center Art in Public Places	-	-	150,000	-	150,000
7710	Back Up Generators for AVRC, PSF and Community Center	-	-	94,000	-	94,000
7711	Arroyo Vista Recreation Center HVAC Replacement	-	-	100,000	-	100,000
7712	Arroyo Vista Recreation Center Walkway Improvements	-	-	75,000	-	75,000
7713	Arroyo Vista Recreation Park Bicycle Path Extension	-	-	575,000	-	575,000
7801	Poindexter Park Playground Equipment	-	-	115,000	-	115,000
7805	Campus Park Restroom Upgrades	-	-	-	-	-
7809	Monte Vista Park Landscape	-	-	-	-	-
7810	Handball Wall	7,324	-	-	-	7,324
7905	LMD and Parks Central Irrigation System	293,519	9,513	188,404	-	491,436
xxxx	Community Center Fire Sprinkler System	-	-	-	-	-
xxxx	Arroyo Vista Recreation Center Gym Expansion	-	-	-	-	-
xxxx	Arroyo Vista Community Park Loop Trail	-	-	-	-	-
8001	Sidewalk Reconstruction Project	230,084	125,000	50,000	-	405,084
8002	2004 Slurry Seal Project	3,716,860	972,435	40,536	-	4,729,831
8012	Princeton Avenue Widening Project (formerly L.A. Ave East)	2,917,818	46,000	1,967,559	-	4,931,377
8013	Los Angeles Avenue Widening- Spring Rd to Moorpark Ave	1,209,683	55,000	2,379,082	-	3,643,765
8026	Spring Road Widening	394,336	-	855,664	-	1,250,000
8039	Rail Crossing Improvements at Spring Rd	257,404	877,881	1,111,092	-	2,246,377
8040	Moorpark Avenue Widening Project	1,074,865	-	-	670,755	1,745,620
8045	Route 23 North Alignment	192,201	-	22,288	-	214,489
8047	Los Angeles Avenue Medians	210,941	50,000	42,549	-	303,490
8051	Underground Utility District No. 2	240	-	-	726,208	726,448
8056	Metrolink South Parking Lot: South Entry	549,285	75,700	911,110	-	1,536,095
8058	L.A. Avenue Widening @ Shasta Avenue	68,896	510,000	621,105	-	1,200,001
8061	North Hills Parkway	1,142,298	100,000	1,354,852	-	2,597,150
8066	Los Angeles Avenue Undergrounding	14,835	10,740	412,425	-	438,000
8069	Spring Road Bus Turn Out	14,216	-	-	150,000	164,216
8071	Bus Shelters and Other Bus Stop Amenities	132,698	-	89,482	-	222,180
8079	23 Fwy Soundwall at Tierra Rejada Road	342,206	1,630,400	288,144	-	2,260,750
8084	Arroyo Drive Overlay	656	-	536,344	-	537,000
8086	Sidewalk & Bicycle Lane at AVRC	-	-	134,000	-	134,000
8087	Moorpark Avenue Left Turn Lane	-	-	200,000	-	200,000
8088	Master Drainage Study	-	-	150,000	-	150,000
8091	Alderbrook Street Asphalt Overlay	881	275,000	-		275,881
8093	Spring & Princeton Overlay	-	-	770,000		770,000
	Total	$ 30,187,674	$ 7,927,893	$ 18,800,643	$ 1,546,963	$ 58,463,173

CITY OF MOORPARK
BUDGET LINE ITEM DETAIL
FISCAL YEAR 2013/14
CAPITAL IMPROVEMENTS

Department:	**City Manager**	**Project Number:**	**2007**
Project Title:	**New City Hall and Civic Center Complex**		

Project Description:

Acquisition of property and design and construction of a city hall and civic center complex including the library on the northwest corner of Moorpark Avenue and High Street. Request is for residential and commercial, design expenses, and construction inspection, which includes construction management and testing. Balance of funds to be used in future years for engineering, construction, and associated administrative expenses.

Budget Unit	Object Code	Account Description	Total Expenditures as of 6/30/12	2012/13 Estimated Expenditures	2012/13 Estimated Carryover Amount	2013/14 New Appropriations	2013/14 Total Budget	Estimated Future Year(s) Amount	Estimated Total Project Cost
2800.2100.2007	9601	Design/Engineering	$123,556	$0	$185,616	$0	$185,616	$0	**$309,172**
4001.2100.2007	9601	Design/Engineering	$442,718	$51,006	$2,379,299	$0	$2,379,299	$0	**$2,873,023**
4001.2100.2007	9609	Relocation Assistance - CIP	$0	$0	$41,000	$0	$41,000	$0	**$41,000**
4001.2100.2007	9610	Land Acquisition	$2,700	$0	$900,000	$0	$900,000	$0	**$902,700**
4001.2100.2007	9611	Site Clearance Costs	$96,138	$0	$42,330	$0	$42,330	$0	**$138,468**
4001.2100.2007	9620	Construction - Buildings	$0	$0	$70,000	$0	$70,000	$0	**$70,000**
4001.2100.2007	9650	Construction Inspection	$0	$0	$25,000	$0	$25,000	$0	**$25,000**
-	-	-	$0	$0	$0	$0	$0	$0	**$0**
Project Totals:			**$665,112**	**$51,006**	**$3,643,245**	**$0**	**$3,643,245**	**$0**	**$4,359,363**
Funding Sources:									
City Hall Facilities-Fund 4001			$541,556	$51,006	$3,457,629	$0	$3,457,629	$0	**$4,050,191**
Endowment - Fund 2800			$123,556	$0	$185,616	$0	$185,616	$0	**$309,172**
-			$0	$0	$0	$0	$0	$0	**$0**
-			$0	$0	$0	$0	$0	$0	**$0**
Totals:			**$665,112**	**$51,006**	**$3,643,245**	**$0**	**$3,643,245**	**$0**	**$4,359,363**

CITY OF MOORPARK
BUDGET LINE ITEM DETAIL
FISCAL YEAR 2013/14
CAPITAL IMPROVEMENTS

Department:		**Successor Agency to the City of Moorpark Redevelopment Agency**					**Project Number:**	**5020**	
Project Title:		**Ruben Castro Human Services Complex**							
Project Description:		Construction of the Ruben Castro Human Services Complex.							
Budget Unit	**Object Code**	**Account Description**	**Total Expenditures as of 6/30/12**	**2012/13 Estimated Expenditures**	**2012/13 Estimated Carryover Amount**	**2013/14 New Appropriations**	**2013/14 Total Budget**	**Estimated Future Year(s) Amount**	**Estimated Total Project Cost**
2701.2100.5020	9601	Design/Engineering	$1,082,869	$0	$17,625	$0	$17,625	$0	**$1,100,494**
2701.2440.5020	9601	Design/Engineering	$32,791	$0	$0	$0	$0	$0	**$32,791**
2905.2410.5020	9601	Design/Engineering	$294,706	$0	$0	$0	$0	$0	**$294,706**
9104.2411.5020	9601	Design/Engineering	$142,699	$60,227	$0	$0	$0	$0	**$202,926**
2905.2410.5020	9603	Construction Permits & Licenses	$475,450	$0	$0	$0	$0	$0	**$475,450**
2902.2410.5020 9101.2411.5020	9603	Construction Permits & Licenses	$3,020	$0	$0	$0	$0	$0	**$3,020**
9104.2411.5020	9603	Construction Permits & Licenses	$1,398	$2,103	$16,050	$0	$16,050	$0	**$19,551**
2701.2440.5020	9610	Land Acquisition	$657,323	$0	$0	$0	$0	$0	**$657,323**
2902.2410.5020 9101.2411.5020	9620	Construction - Buildings	$1,278,993	$0	$0	$0	$0	$0	**$1,278,993**
2905.2410.5020	9620	Construction - Buildings	$2,672,731	$0	$0	$0	$0	$0	**$2,672,731**
4004.2410.5020	9620	Construction - Buildings	$9,171	$0	$0	$0	$0	$0	**$9,171**
9104.2411.5020	9620	Construction - Buildings	$4,951,810	$2,450,951	$142,337	$0	$142,337	$0	**$7,545,098**
2905.2410.5020	9625	Construction Management	$900,475	$0	$0	$0	$0	$0	**$900,475**
9104.2411.5020	9625	Construction Management	$401,650	$52,115	$6,257	$0	$6,257	$0	**$460,022**
2905.2410.5020	9632	Improvements Other Than Bldgs	$15,625	$0	$0	$0	$0	$0	**$15,625**
9104.2410.5020	9632	Improvements Other Than Bldgs	$4,102	$21,462	$0	$0	$0	$0	**$25,564**
2905.2410.5020	9650	Construction Inspection	$64,688	$0	$0	$0	$0	$0	**$64,688**
Project Totals:			**$12,989,499**	**$2,586,858**	**$182,269**	**$0**	**$182,269**	**$0**	**$15,758,626**
Funding Sources:									
CDBG Entitlement - Fund 2701			$1,772,983	$0	$17,625	$0	$17,625	$0	**$1,790,608**
MRA Fund 2902 / MRA-SARA Econ Develop Fund 9101			$1,282,012	$0	$0	$0	$0	$0	**$1,282,012**
MRA 2006 TAB Proceeds - Fund 2905			$4,423,675	$0	$0	$0	$0	$0	**$4,423,675**
Special Projects Fund - Fund 4004			$9,171	$0	$0	$0	$0	$0	**$9,171**
MRA-SARA 2006 TAB - Fund 9104			$5,501,658	$2,586,858	$164,644	$0	$164,644	$0	**$8,253,160**
Totals:			**$12,989,499**	**$2,586,858**	**$182,269**	**$0**	**$182,269**	**$0**	**$15,758,626**

CITY OF MOORPARK
BUDGET LINE ITEM DETAIL
FISCAL YEAR 2013/14
CAPITAL IMPROVEMENTS

Department:	**Successor Agency to the City of Moorpark Redevelopment Agency**	**Project Number:**	**5035**
Project Title:	**Aszkenazy Project**		
Project Description:	Demolition and construction management costs for razing of 192 East High Street for Askenazy development project.		

Budget Unit	Object Code	Account Description	Total Expenditures as of 6/30/12	2012/13 Estimated Expenditures	2012/13 Estimated Carryover Amount	2013/14 New Appropriations	2013/14 Total Budget	Estimated Future Year(s) Amount	Estimated Total Project Cost
2902.2410.5035	9611	Site Clearance Costs	$2,043	$0	$0	$0	$0	$0	**$2,043**
2902.2410.5035	9650	Construction Inspection	$1,000	$0	$0	$0	$0	$0	**$1,000**
2904.2410.5035	9603	Construction Permits & Licenses	$28,574	$0	$0	$0	$0	$0	**$28,574**
9101.2411.5035	9603	Construction Permits & Licenses	$0	$0	$3,350	$0	$3,350	$0	**$3,350**
9101.2411.5035	9611	Site Clearance Costs	$0	$0	$350,000	$0	$350,000	$0	**$350,000**
Project Totals:			**$31,617**	**$0**	**$353,350**	**$0**	**$353,350**	**$0**	**$384,967**
Funding Sources:									
MRA Operating - Fund 2902			$3,043	$0	$0	$0	$0	$0	**$3,043**
MRA 2001 TAB Proceeds - Fund 2904			$28,574	$0	$0	$0	$0	$0	**$28,574**
Successor Agency-RDA Econ Devt - Fund 9101			$0	$0	$353,350	$0	$353,350	$0	**$353,350**
Successor Agency-RDA 2001 TAB - Fund 9103			$0	$0	$0	$0	$0	$0	**$0**
Successor Agency-RDA 2006 TAB - Fund 9104			$0	$0	$0	$0	$0	$0	**$0**
Totals:			**$31,617**	**$0**	**$353,350**	**$0**	**$353,350**	**$0**	**$384,967**

CITY OF MOORPARK
BUDGET LINE ITEM DETAIL
FISCAL YEAR 2013/14
CAPITAL IMPROVEMENTS

Department:		**Successor Agency to the City of Moorpark Redevelopment Agency**					**Project Number:**	**5056**	
Project Title:		**High Street Streetscape**							
Project Description:		Implementation of conceptual plan.							
Budget Unit	**Object Code**	**Account Description**	**Total Expenditures as of 6/30/12**	**2012/13 Estimated Expenditures**	**2012/13 Estimated Carryover Amount**	**2013/14 New Appropriations**	**2013/14 Total Budget**	**Estimated Future Year(s) Amount**	**Estimated Total Project Cost**
-	-	-	$0	$0	$0	$0	$0	$0	**$0**
-	-	-	$0	$0	$0	$0	$0	$0	**$0**
-	-	-	$0	$0	$0	$0	$0	$0	**$0**
-	-	-	$0	$0	$0	$0	$0	$0	**$0**
-	-	-	$0	$0	$0	$0	$0	$0	**$0**
-	-	-	$0	$0	$0	$0	$0	$0	**$0**
-	-	-	$0	$0	$0	$0	$0	$0	**$0**
-	-	-	$0	$0	$0	$0	$0	$0	**$0**
-	-	-	$0	$0	$0	$0	$0	$0	**$0**
Project Totals:			**$0**	**$0**	**$0**	**$0**	**$0**	**$0**	**$0**
Funding Sources:									
-			$0	$0	$0	$0	$0	$0	**$0**
-			$0	$0	$0	$0	$0	$0	**$0**
-			$0	$0	$0	$0	$0	$0	**$0**
-			$0	$0	$0	$0	$0	$0	**$0**
Totals:			**$0**	**$0**	**$0**	**$0**	**$0**	**$0**	**$0**

CITY OF MOORPARK
BUDGET LINE ITEM DETAIL
FISCAL YEAR 2013/14
CAPITAL IMPROVEMENTS

Department:	**Successor Agency to the City of Moorpark Redevelopment Agency**	**Project Number:**	**5081**
Project Title:	**161 2nd Street Neighborhood Park**		
Project Description:	Redevelopment of land for a neighborhood park.		

Budget Unit	Object Code	Account Description	Total Expenditures as of 6/30/12	2012/13 Estimated Expenditures	2012/13 Estimated Carryover Amount	2013/14 New Appropriations	2013/14 Total Budget	Estimated Future Year(s) Amount	Estimated Total Project Cost
2800.2410.5081	9601	Design/Engineering	$0	$0	$62,000	$0	$62,000	$0	**$62,000**
2905.2410.5081	9609	Relocation Assistance - CIP	$7,620	$0	$0	$0	$0	$0	**$7,620**
9104.2411.5081	9609	Relocation Assistance - CIP	$20,200	$0	$0	$0	$0	$0	**$20,200**
2905.2410.5081	9610	Land Acquisition	$519,139	$0	$0	$0	$0	$0	**$519,139**
1000.2410.5081	9611	Site Clearance Costs	$2,226	$10,000	$0	$0	$0	$0	**$12,226**
2400.2410.5081	9613	Grounds & Improvements-Mainten.	$0	$0	$0	$5,000	$5,000	$0	**$5,000**
9103.2411.5081	9613	Grounds & Improvements	$0	$0	$0	$305,425	$305,425	$0	**$305,425**
9103.2411.5081	9631	Indoor/Outdoor Furniture	$0	$0	$0	$81,250	$81,250	$0	**$81,250**
9104.2411.5081	9633	Playground Equipment	$0	$0	$0	$144,250	$144,250	$0	**$144,250**
9104.2411.5081	9625	Construction Management	$0	$0	$0	$20,000	$20,000	$0	**$20,000**
Project Totals:			**$549,185**	**$10,000**	**$62,000**	**$555,925**	**$617,925**	**$0**	**$1,177,110**
Funding Sources:									
General Fund - Fund 1000			$2,226	$10,000	$0	$0	$0	$0	**$12,226**
Park Maintenance District - Fund 2400			$0	$0	$0	$5,000	$5,000	$0	**$5,000**
Endowment - Fund 2800			$0	$0	$62,000	$0	$62,000	$0	**$62,000**
MRA 2006 TAB Proceeds - Fund 2905			$526,759	$0	$0	$0	$0	$0	**$526,759**
Successor Agency RDA 2001 TAB - Fund 9103			$0	$0	$0	$386,675	$386,675	$0	**$386,675**
Successor Agency RDA 2006 TAB - Fund 9104			$20,200	$0	$0	$164,250	$164,250	$0	**$184,450**
Totals:			**$549,185**	**$10,000**	**$62,000**	**$555,925**	**$617,925**	**$0**	**$1,177,110**

CITY OF MOORPARK
BUDGET LINE ITEM DETAIL
FISCAL YEAR 2013/14
CAPITAL IMPROVEMENTS

Department:	**Successor Agency to the City of Moorpark Redevelopment Agency**	**Project Number:**	**5084**
Project Title:	**450 High Street**		
Project Description:	Land Acquisition FY10/11; demolition scheduled for FY12/13.		

Budget Unit	Object Code	Account Description	Total Expenditures as of 6/30/12	2012/13 Estimated Expenditures	2012/13 Estimated Carryover Amount	2013/14 New Appropriations	2013/14 Total Budget	Estimated Future Year(s) Amount	Estimated Total Project Cost
2904.2410.5084	9610	Land Acquisition	$911,604	$0	$0	$0	$0	$0	**$911,604**
2904.2410.5084	9625	Building Improvements	$119	$0	$0	$0	$0	$0	**$119**
1000.2410.5084	9611	Site Clearance Costs	$4,717	$890	$24,393	$0	$24,393	$0	**$30,000**
9101.2411.5084	9611	Site Clearance Costs	$0	$128,470	$0	$0	$0	$0	**$128,470**
1000.2410.5084	9625	Building Improvements	$68	$0	$0	$0	$0	$0	**$68**
2902.2410.5084	9625	Building Improvements	$1,054	$0	$0	$0	$0	$0	**$1,054**
9103.2411.5084	9611	Site Clearance Costs	$0	$10,000	$0	$200,000	$200,000	$0	**$210,000**
-	-	-	$0	$0	$0	$0	$0	$0	**$0**
Project Totals:			**$917,562**	**$139,360**	**$24,393**	**$200,000**	**$224,393**	**$0**	**$1,281,315**
Funding Sources:									
MRA Operating - Fund 2902			$1,054	$0	$0	$0	$0	$0	**$1,054**
MRA 2001 TAB Proceeds - Fund 2904			$911,723	$0	$0	$0	$0	$0	**$911,723**
General Fund - Fund 1000			$4,785	$890	$24,393	$0	$24,393	$0	**$30,068**
Successor Agency RDA Econ Devt - Fund 9101			$0	$128,470	$0	$0	$0	$0	**$128,470**
Successor Agency RDA 2001 TAB - Fund 9103			$0	$10,000	$0	$200,000	$200,000	$0	**$210,000**
Totals:			**$917,562**	**$139,360**	**$24,393**	**$200,000**	**$224,393**	**$0**	**$1,281,315**

CITY OF MOORPARK
BUDGET LINE ITEM DETAIL
FISCAL YEAR 2013/14
CAPITAL IMPROVEMENTS

Department:		**Community Development - City Housing**					**Project Number:**		**5088**
Project Title:		**224 Charles Street**							
Project Description:		Land Acquisition FY12/13							
Budget Unit	**Object Code**	**Account Description**	**Total Expenditures as of 6/30/12**	**2012/13 Estimated Expenditures**	**2012/13 Estimated Carryover Amount**	**2013/14 New Appropriations**	**2013/14 Total Budget**	**Estimated Future Year(s) Amount**	**Estimated Total Project Cost**
2201.2430.5088	9610	Land Acquisition	$0	$185,000	$0	$0	$0	$0	**$185,000**
-	-	-	$0	$0	$0	$0	$0	$0	**$0**
-	-	-	$0	$0	$0	$0	$0	$0	**$0**
-	-	-	$0	$0	$0	$0	$0	$0	**$0**
-	-	-	$0	$0	$0	$0	$0	$0	**$0**
-	-	-	$0	$0	$0	$0	$0	$0	**$0**
-	-	-	$0	$0	$0	$0	$0	$0	**$0**
-	-	-	$0	$0	$0	$0	$0	$0	**$0**
Project Totals:			**$0**	**$185,000**	**$0**	**$0**	**$0**	**$0**	**$185,000**
Funding Sources:									
City Affordable Housing - Fund 2201			$0	$0	$0	$0	$0	$0	**$0**
-			$0	$185,000	$0	$0	$0	$0	**$185,000**
-			$0	$0	$0	$0	$0	$0	**$0**
-			$0	$0	$0	$0	$0	$0	**$0**
-			$0	$0	$0	$0	$0	$0	**$0**
Totals:			**$0**	**$185,000**	**$0**	**$0**	**$0**	**$0**	**$185,000**

CITY OF MOORPARK
BUDGET LINE ITEM DETAIL
FISCAL YEAR 2013/14
CAPITAL IMPROVEMENTS

Department:		**Community Development - City Housing**					**Project Number:**		**5089**
Project Title:		**236 Charles Street**							
Project Description:		Land Acquisition FY12/13							
Budget Unit	**Object Code**	**Account Description**	**Total Expenditures as of 6/30/12**	**2012/13 Estimated Expenditures**	**2012/13 Estimated Carryover Amount**	**2013/14 New Appropriations**	**2013/14 Total Budget**	**Estimated Future Year(s) Amount**	**Estimated Total Project Cost**
2201.2430.5089	9610	Land Acquisition	$0	$218,000	$0	$0	$0	$0	**$218,000**
-	-	-	$0	$0	$0	$0	$0	$0	**$0**
-	-	-	$0	$0	$0	$0	$0	$0	**$0**
-	-	-	$0	$0	$0	$0	$0	$0	**$0**
-	-	-	$0	$0	$0	$0	$0	$0	**$0**
-	-	-	$0	$0	$0	$0	$0	$0	**$0**
-	-	-	$0	$0	$0	$0	$0	$0	**$0**
-	-	-	$0	$0	$0	$0	$0	$0	**$0**
Project Totals:			**$0**	**$218,000**	**$0**	**$0**	**$0**	**$0**	**$218,000**
Funding Sources:									
City Affordable Housing - Fund 2201			$0	$218,000	$0	$0	$0	$0	**$218,000**
-			$0	$0	$0	$0	$0	$0	**$0**
-			$0	$0	$0	$0	$0	$0	**$0**
-			$0	$0	$0	$0	$0	$0	**$0**
-			$0	$0	$0	$0	$0	$0	**$0**
Totals:			**$0**	**$218,000**	**$0**	**$0**	**$0**	**$0**	**$218,000**

CITY OF MOORPARK
BUDGET LINE ITEM DETAIL
FISCAL YEAR 2013/14
CAPITAL IMPROVEMENTS

Department:	**Parks, Recreation & Community Services Department**	**Project Number:**	**7022**
Project Title:	**Arroyo Vista Community Park**		
Project Description:	Parking Lot A repave, Parking Lot B, C & D restripe ($267,000); Water Meter, Backflow and Fire Hydrant ($50,000); Lighting Plan Study ($35,000); Utility Plan Study ($20,000) (GF RESERVE)		

Budget Unit	Object Code	Account Description	Total Expenditures as of 6/30/12	2012/13 Estimated Expenditures	2012/13 Estimated Carryover Amount	2013/14 New Appropriations	2013/14 Total Budget	Estimated Future Year(s) Amount	Estimated Total Project Cost
2100.7800.7022	9613	Grounds & Improvements	$79,264	$0	$100,000	$272,000	$372,000	$0	**$451,264**
2100.7800.7022	9630	Construction of Sport Areas	$2,184,189	$0	$0	$0	$0		**$2,184,189**
-	-	-	$0	$0	$0	$0	$0	$0	**$0**
-	-	-	$0	$0	$0	$0	$0	$0	**$0**
-	-	-	$0	$0	$0	$0	$0	$0	**$0**
-	-	-	$0	$0	$0	$0	$0	$0	**$0**
-	-	-	$0	$0	$0	$0	$0	$0	**$0**
-	-	-	$0	$0	$0	$0	$0	$0	**$0**
-	-	-	$0	$0	$0	$0	$0	$0	**$0**
Project Totals:			**$2,263,453**	**$0**	**$100,000**	**$272,000**	**$372,000**	**$0**	**$2,635,453**
Funding Sources:									
Park Improvement Community Wide-Fund 2100			$2,263,453	$0	$100,000	$272,000	$372,000	$0	**$2,635,453**
-			$0	$0	$0	$0	$0	$0	**$0**
-			$0	$0	$0	$0	$0	$0	**$0**
-			$0	$0	$0	$0	$0	$0	**$0**
Totals:			**$2,263,453**	**$0**	**$100,000**	**$272,000**	**$372,000**	**$0**	**$2,635,453**

CITY OF MOORPARK
BUDGET LINE ITEM DETAIL
FISCAL YEAR 2013/14
CAPITAL IMPROVEMENTS

Department:	**Parks, Recreation & Community Services Department**	**Project Number:**	**7707**
Project Title:	**ADA Upgrades**		
Project Description:	**Carryover:** Villa Campesina Park: ADA Parking Space and Signage $6,000		

Budget Unit	Object Code	Account Description	Total Expenditures as of 6/30/12	2012/13 Estimated Expenditures	2012/13 Estimated Carryover Amount	2013/14 New Appropriations	2013/14 Total Budget	Estimated Future Year(s) Amount	Estimated Total Project Cost
1000.7620.7707	9613	Grounds & Improvements	$0	$0	$17,825	$0	$17,825	$0	**$17,825**
2400.7800.7707	9613	Grounds & Improvements	$0	$0	$6,000	$0	$6,000	$0	**$6,000**
-	-	-	$0	$0	$0	$0	$0	$0	**$0**
-	-	-	$0	$0	$0	$0	$0	$0	**$0**
-	-	-	$0	$0	$0	$0	$0	$0	**$0**
-	-	-	$0	$0	$0	$0	$0	$0	**$0**
-	-	-	$0	$0	$0	$0	$0	$0	**$0**
-	-	-	$0	$0	$0	$0	$0	$0	**$0**
-	-	-	$0	$0	$0	$0	$0	$0	**$0**
Project Totals:			**$0**	**$0**	**$23,825**	**$0**	**$23,825**	**$0**	**$23,825**
Funding Sources:									
General - Fund 1000			$0	$0	$17,825	$0	$17,825	$0	**$17,825**
Park Maintenance - Fund 2400			$0	$0	$6,000	$0	$6,000	$0	**$6,000**
-			$0	$0	$0	$0	$0	$0	**$0**
-			$0	$0	$0	$0	$0	$0	**$0**
Totals:			**$0**	**$0**	**$23,825**	**$0**	**$23,825**	**$0**	**$23,825**

CITY OF MOORPARK
BUDGET LINE ITEM DETAIL
FISCAL YEAR 2013/14
CAPITAL IMPROVEMENTS

Department:		**Parks, Recreation & Community Services Department**					**Project Number:**	**7708**	
Project Title:		**High Street Art in Public Places**							
Project Description:		High Street Art in Public Places							
Budget Unit	**Object Code**	**Account Description**	**Total Expenditures as of 6/30/12**	**2012/13 Estimated Expenditures**	**2012/13 Estimated Carryover Amount**	**2013/14 New Appropriations**	**2013/14 Total Budget**	**Estimated Future Year(s) Amount**	**Estimated Total Project Cost**
2151.7620.7708	9601	Design/Engineering	$0	$0	$0	$5,000	$5,000	$0	**$5,000**
2151.7620.7708	9632	Improvements Other Than Bldgs	$0	$0	$0	$145,000	$145,000	$0	**$145,000**
-	-	-	$0	$0	$0	$0	$0	$0	**$0**
-	-	-	$0	$0	$0	$0	$0	$0	**$0**
-	-	-	$0	$0	$0	$0	$0	$0	**$0**
-	-	-	$0	$0	$0	$0	$0	$0	**$0**
-	-	-	$0	$0	$0	$0	$0	$0	**$0**
-	-	-	$0	$0	$0	$0	$0	$0	**$0**
Project Totals:			**$0**	**$0**	**$0**	**$150,000**	**$150,000**	**$0**	**$150,000**
Funding Sources:									
Art in Public Places - Fund 2151			$0	$0	$0	$150,000	$150,000	$0	**$150,000**
-			$0	$0	$0	$0	$0	$0	**$0**
-			$0	$0	$0	$0	$0	$0	**$0**
-			$0	$0	$0	$0	$0	$0	**$0**
Totals:			**$0**	**$0**	**$0**	**$150,000**	**$150,000**	**$0**	**$150,000**

CITY OF MOORPARK
BUDGET LINE ITEM DETAIL
FISCAL YEAR 2013/14
CAPITAL IMPROVEMENTS

Department:	**Parks, Recreation & Community Services Department**	**Project Number:**	**7709**
Project Title:	**Art in Public Places at Arroyo Vista Recreation Center**		
Project Description:	Art in Public Places at Arroyo Vista Recreation Center		

Budget Unit	Object Code	Account Description	Total Expenditures as of 6/30/12	2012/13 Estimated Expenditures	2012/13 Estimated Carryover Amount	2013/14 New Appropriations	2013/14 Total Budget	Estimated Future Year(s) Amount	Estimated Total Project Cost
2151.7620.7709	9601	Design/Engineering	$0	$0	$0	$5,000	$5,000	$0	**$5,000**
2151.7620.7709	9632	Improvements Other Than Bldgs	$0	$0	$0	$145,000	$145,000	$0	**$145,000**
-	-	-	$0	$0	$0	$0	$0	$0	**$0**
-	-	-	$0	$0	$0	$0	$0	$0	**$0**
-	-	-	$0	$0	$0	$0	$0	$0	**$0**
-	-	-	$0	$0	$0	$0	$0	$0	**$0**
-	-	-	$0	$0	$0	$0	$0	$0	**$0**
-	-	-	$0	$0	$0	$0	$0	$0	**$0**
Project Totals:			**$0**	**$0**	**$0**	**$150,000**	**$150,000**	**$0**	**$150,000**
Funding Sources:									
Art in Public Places - Fund 2151			$0	$0	$0	$150,000	$150,000	$0	**$150,000**
-			$0	$0	$0	$0	$0	$0	**$0**
-			$0	$0	$0	$0	$0	$0	**$0**
-			$0	$0	$0	$0	$0	$0	**$0**
Totals:			**$0**	**$0**	**$0**	**$150,000**	**$150,000**	**$0**	**$150,000**

CITY OF MOORPARK
BUDGET LINE ITEM DETAIL
FISCAL YEAR 2013/14
CAPITAL IMPROVEMENTS

Department:	**Parks, Recreation & Community Services Department**	**Project Number:**	**7710**
Project Title:	**Back-up Generators for AVRC, PSF and Community Center**		

Project Description:

Back up generator and alarm for Arroyo Vista Recreation Center (AVRC) ($94,000) (GF RESERVE)
Future Years: AVRC Sewer Lift Station ($33,000), Public Services Facility ($106,000), Community Center ($105,000)

Budget Unit	Object Code	Account Description	Total Expenditures as of 6/30/12	2012/13 Estimated Expenditures	2012/13 Estimated Carryover Amount	2013/14 New Appropriations	2013/14 Total Budget	Estimated Future Year(s) Amount	Estimated Total Project Cost
1000.7620.7710	9632	Improvements Other Than Bldgs	$0	$0	$0	$94,000	$94,000	$0	**$94,000**
-	-	-	$0	$0	$0	$0	$0	$0	**$0**
-	-	-	$0	$0	$0	$0	$0	$0	**$0**
-	-	-	$0	$0	$0	$0	$0	$0	**$0**
-	-	-	$0	$0	$0	$0	$0	$0	**$0**
-	-	-	$0	$0	$0	$0	$0	$0	**$0**
-	-	-	$0	$0	$0	$0	$0	$0	**$0**
-	-	-	$0	$0	$0	$0	$0	$0	**$0**
-	-	-	$0	$0	$0	$0	$0	$0	**$0**
Project Totals:			**$0**	**$0**	**$0**	**$94,000**	**$94,000**	**$0**	**$94,000**
Funding Sources:									
General - Fund 1000			$0	$0	$0	$94,000	$94,000	$0	**$94,000**
-			$0	$0	$0	$0	$0	$0	**$0**
-			$0	$0	$0	$0	$0	$0	**$0**
-			$0	$0	$0	$0	$0	$0	**$0**
Totals:			**$0**	**$0**	**$0**	**$94,000**	**$94,000**	**$0**	**$94,000**

CITY OF MOORPARK
BUDGET LINE ITEM DETAIL
FISCAL YEAR 2013/14
CAPITAL IMPROVEMENTS

Department:	**Parks, Recreation & Community Services Department**	**Project Number:**	**7711**
Project Title:	**Arroyo Vista Recreation Center HVAC Replacement**		
Project Description:	Remove and replace the four HVAC units at Arroyo Vista Recreation Center, 10 ton unit ($15,000), 12.5 ton unit ($20,000), 15 ton unit ($30,000), 25 ton unit ($35,000): Total: $100,000 (GF RESERVE)		

Budget Unit	Object Code	Account Description	Total Expenditures as of 6/30/12	2012/13 Estimated Expenditures	2012/13 Estimated Carryover Amount	2013/14 New Appropriations	2013/14 Total Budget	Estimated Future Year(s) Amount	Estimated Total Project Cost
1000.7620.7711	9632	Improvements Other Than Bldgs	$0	$0	$0	$100,000	$100,000	$0	**$100,000**
-	-	-	$0	$0	$0	$0	$0	$0	**$0**
-	-	-	$0	$0	$0	$0	$0	$0	**$0**
-	-	-	$0	$0	$0	$0	$0	$0	**$0**
-	-	-	$0	$0	$0	$0	$0	$0	**$0**
-	-	-	$0	$0	$0	$0	$0	$0	**$0**
-	-	-	$0	$0	$0	$0	$0	$0	**$0**
-	-	-	$0	$0	$0	$0	$0	$0	**$0**
-	-	-	$0	$0	$0	$0	$0	$0	**$0**
Project Totals:			**$0**	**$0**	**$0**	**$100,000**	**$100,000**	**$0**	**$100,000**
Funding Sources:									
General - Fund 1000			$0	$0	$0	$100,000	$100,000	$0	**$100,000**
-			$0	$0	$0	$0	$0	$0	**$0**
-			$0	$0	$0	$0	$0	$0	**$0**
-			$0	$0	$0	$0	$0	$0	**$0**
Totals:			**$0**	**$0**	**$0**	**$100,000**	**$100,000**	**$0**	**$100,000**

CITY OF MOORPARK
BUDGET LINE ITEM DETAIL
FISCAL YEAR 2013/14
CAPITAL IMPROVEMENTS

Department:	**Parks, Recreation & Community Services Department**	**Project Number:**	**7712**
Project Title:	**Arroyo Vista Recreation Center - Walkway Improvements**		
Project Description:	ADA access to include 8' wide decomposed granite walkway and grading improvements at softball fields 1 and 2. Grading and Drainage $5,800, Planting $2,200, Irrigation $7,000, Hardscape $60,000. Total: $75,000 (GF RESERVE)		

Budget Unit	Object Code	Account Description	Total Expenditures as of 6/30/12	2012/13 Estimated Expenditures	2012/13 Estimated Carryover Amount	2013/14 New Appropriations	2013/14 Total Budget	Estimated Future Year(s) Amount	Estimated Total Project Cost
1000.7800.7712	9613	Grounds & Improvements	$0	$0	$0	$75,000	$75,000	$0	**$75,000**
-	-	-	$0	$0	$0	$0	$0	$0	**$0**
-	-	-	$0	$0	$0	$0	$0	$0	**$0**
-	-	-	$0	$0	$0	$0	$0	$0	**$0**
-	-	-	$0	$0	$0	$0	$0	$0	**$0**
-	-	-	$0	$0	$0	$0	$0	$0	**$0**
-	-	-	$0	$0	$0	$0	$0	$0	**$0**
-	-	-	$0	$0	$0	$0	$0	$0	**$0**
-	-	-	$0	$0	$0	$0	$0	$0	**$0**
Project Totals:			**$0**	**$0**	**$0**	**$75,000**	**$75,000**	**$0**	**$75,000**
Funding Sources:									
General - Fund 1000			$0	$0	$0	$75,000	$75,000	$0	**$75,000**
-			$0	$0	$0	$0	$0	$0	**$0**
-			$0	$0	$0	$0	$0	$0	**$0**
-			$0	$0	$0	$0	$0	$0	**$0**
Totals:			**$0**	**$0**	**$0**	**$75,000**	**$75,000**	**$0**	**$75,000**

CITY OF MOORPARK
BUDGET LINE ITEM DETAIL
FISCAL YEAR 2013/14
CAPITAL IMPROVEMENTS

Department:	**Parks, Recreation & Community Services Department**	**Project Number:**	**7713**
Project Title:	**Arroyo Vista Community Park - Bicycle Path Extension**		
Project Description:	Bicycle path extension from the pedestrian bridge to Arroyo Vista Recreation Center, including additional parking and landscaping.		

Budget Unit	Object Code	Account Description	Total Expenditures as of 6/30/12	2012/13 Estimated Expenditures	2012/13 Estimated Carryover Amount	2013/14 New Appropriations	2013/14 Total Budget	Estimated Future Year(s) Amount	Estimated Total Project Cost
2001.7800.7713	9642	Construction - Infrastructure	$0	$0	$0	$442,444	$442,444	$0	**$442,444**
2602.7800.7713	9642	Construction - Infrastructure	$0	$0	$0	$132,556	$132,556	$0	**$132,556**
-	-	-	$0	$0	$0	$0	$0	$0	**$0**
-	-	-	$0	$0	$0	$0	$0	$0	**$0**
-	-	-	$0	$0	$0	$0	$0	$0	**$0**
-	-	-	$0	$0	$0	$0	$0	$0	**$0**
-	-	-	$0	$0	$0	$0	$0	$0	**$0**
-	-	-	$0	$0	$0	$0	$0	$0	**$0**
-	-	-	$0	$0	$0	$0	$0	$0	**$0**
Project Totals:			**$0**	**$0**	**$0**	**$575,000**	**$575,000**	**$0**	**$575,000**
Funding Sources:									
Traffic System Management - Fund 2001			$0	$0	$0	$442,444	$442,444	$0	**$442,444**
TDA Article 3 - Fund 2602			$0	$0	$0	$132,556	$132,556	$0	**$132,556**
-			$0	$0	$0	$0	$0	$0	**$0**
-			$0	$0	$0	$0	$0	$0	**$0**
Totals:			**$0**	**$0**	**$0**	**$575,000**	**$575,000**	**$0**	**$575,000**

CITY OF MOORPARK
BUDGET LINE ITEM DETAIL
FISCAL YEAR 2013/14
CAPITAL IMPROVEMENTS

Department:	**Parks, Recreation & Community Services Department**	**Project Number:**	**7801**
Project Title:	**Poindexter Park Playground Equipment**		

Project Description:

City Council approval was received on December 5, 2012 to replace the playground equipment at Poindexter Park in FY 2013/14.
Cost: $115,000 (GF RESERVE)

Budget Unit	Object Code	Account Description	Total Expenditures as of 6/30/12	2012/13 Estimated Expenditures	2012/13 Estimated Carryover Amount	2013/14 New Appropriations	2013/14 Total Budget	Estimated Future Year(s) Amount	Estimated Total Project Cost
1000.7800.7801	9633	Playground Equipment	$0	$0	$0	$115,000	$115,000	$0	**$115,000**
-	-	-	$0	$0	$0	$0	$0	$0	**$0**
-	-	-	$0	$0	$0	$0	$0	$0	**$0**
-	-	-	$0	$0	$0	$0	$0	$0	**$0**
-	-	-	$0	$0	$0	$0	$0	$0	**$0**
-	-	-	$0	$0	$0	$0	$0	$0	**$0**
-	-	-	$0	$0	$0	$0	$0	$0	**$0**
-	-	-	$0	$0	$0	$0	$0	$0	**$0**
-	-	-	$0	$0	$0	$0	$0	$0	**$0**
Project Totals:			**$0**	**$0**	**$0**	**$115,000**	**$115,000**	**$0**	**$115,000**
Funding Sources:									
General - Fund 1000			$0	$0	$0	$115,000	$115,000	$0	**$115,000**
-			$0	$0	$0	$0	$0	$0	**$0**
-			$0	$0	$0	$0	$0	$0	**$0**
-			$0	$0	$0	$0	$0	$0	**$0**
Totals:			**$0**	**$0**	**$0**	**$115,000**	**$115,000**	**$0**	**$115,000**

CITY OF MOORPARK
BUDGET LINE ITEM DETAIL
FISCAL YEAR 2013/14
CAPITAL IMPROVEMENTS

Department:		**Parks, Recreation & Community Services Department**					**Project Number:**	**7805**	
Project Title:		**Campus Park Restroom Upgrades**							
Project Description:		Remodel restrooms with ADA upgrades.							
Budget Unit	**Object Code**	**Account Description**	**Total Expenditures as of 6/30/12**	**2012/13 Estimated Expenditures**	**2012/13 Estimated Carryover Amount**	**2013/14 New Appropriations**	**2013/14 Total Budget**	**Estimated Future Year(s) Amount**	**Estimated Total Project Cost**
-	-	-	$0	$0	$0	$0	$0	$0	**$0**
-	-	-	$0	$0	$0	$0	$0	$0	**$0**
-	-	-	$0	$0	$0	$0	$0	$0	**$0**
-	-	-	$0	$0	$0	$0	$0	$0	**$0**
-	-	-	$0	$0	$0	$0	$0	$0	**$0**
-	-	-	$0	$0	$0	$0	$0	$0	**$0**
-	-	-	$0	$0	$0	$0	$0	$0	**$0**
-	-	-	$0	$0	$0	$0	$0	$0	**$0**
-	-	-	$0	$0	$0	$0	$0	$0	**$0**
Project Totals:			**$0**	**$0**	**$0**	**$0**	**$0**	**$0**	**$0**
Funding Sources:									
-			$0	$0	$0	$0	$0	$0	**$0**
-			$0	$0	$0	$0	$0	$0	**$0**
-			$0	$0	$0	$0	$0	$0	**$0**
-			$0	$0	$0	$0	$0	$0	**$0**
Totals:			**$0**	**$0**	**$0**	**$0**	**$0**	**$0**	**$0**

CITY OF MOORPARK
BUDGET LINE ITEM DETAIL
FISCAL YEAR 2013/14
CAPITAL IMPROVEMENTS

Department:	**Parks, Recreation & Community Services Department**	**Project Number:**	**7809**
Project Title:	**Monte Vista Park Landscape Improvements**		
Project Description:	Landscape improvements.		

Budget Unit	Object Code	Account Description	Total Expenditures as of 6/30/12	2012/13 Estimated Expenditures	2012/13 Estimated Carryover Amount	2013/14 New Appropriations	2013/14 Total Budget	Estimated Future Year(s) Amount	Estimated Total Project Cost
-	-	-	$0	$0	$0	$0	$0	$0	**$0**
-	-	-	$0	$0	$0	$0	$0	$0	**$0**
-	-	-	$0	$0	$0	$0	$0	$0	**$0**
-	-	-	$0	$0	$0	$0	$0	$0	**$0**
-	-	-	$0	$0	$0	$0	$0	$0	**$0**
-	-	-	$0	$0	$0	$0	$0	$0	**$0**
-	-	-	$0	$0	$0	$0	$0	$0	**$0**
-	-	-	$0	$0	$0	$0	$0	$0	**$0**
-	-	-	$0	$0	$0	$0	$0	$0	**$0**
Project Totals:			**$0**	**$0**	**$0**	**$0**	**$0**	**$0**	**$0**
Funding Sources:									
-			$0	$0	$0	$0	$0	$0	**$0**
-			$0	$0	$0	$0	$0	$0	**$0**
-			$0	$0	$0	$0	$0	$0	**$0**
-			$0	$0	$0	$0	$0	$0	**$0**
Totals:			**$0**	**$0**	**$0**	**$0**	**$0**	**$0**	**$0**

CITY OF MOORPARK
BUDGET LINE ITEM DETAIL
FISCAL YEAR 2013/14
CAPITAL IMPROVEMENTS

Department:	**Parks, Recreation & Community Services Department**	**Project Number:**	**7810**
Project Title:	**Handball Wall**		
Project Description:	Design and construction of handball wall at Park to be selected.		

Budget Unit	Object Code	Account Description	Total Expenditures as of 6/30/12	2012/13 Estimated Expenditures	2012/13 Estimated Carryover Amount	2013/14 New Appropriations	2013/14 Total Budget	Estimated Future Year(s) Amount	Estimated Total Project Cost
2113.7800.7810	9632	Playground Equipment	$7,324	$0	$0	$0	$0	$0	**$7,324**
-	-	-	$0	$0	$0	$0	$0	$0	**$0**
-	-	-	$0	$0	$0	$0	$0	$0	**$0**
-	-	-	$0	$0	$0	$0	$0	$0	**$0**
-	-	-	$0	$0	$0	$0	$0	$0	**$0**
-	-	-	$0	$0	$0	$0	$0	$0	**$0**
-	-	-	$0	$0	$0	$0	$0	$0	**$0**
-	-	-	$0	$0	$0	$0	$0	$0	**$0**
-	-	-	$0	$0	$0	$0	$0	$0	**$0**
Project Totals:			**$7,324**	**$0**	**$0**	**$0**	**$0**	**$0**	**$7,324**
Funding Sources:									
Park Improvement Zone 3 - Fund 2113			$7,324	$0	$0	$0	$0	$0	**$7,324**
-			$0	$0	$0	$0	$0	$0	**$0**
-			$0	$0	$0	$0	$0	$0	**$0**
-			$0	$0	$0	$0	$0	$0	**$0**
Totals:			**$7,324**	**$0**	**$0**	**$0**	**$0**	**$0**	**$7,324**

CITY OF MOORPARK
BUDGET LINE ITEM DETAIL
FISCAL YEAR 2013/14
CAPITAL IMPROVEMENTS

Department:	**Parks, Recreation & Community Services Department**	**Project Number:**	**7905**
Project Title:	**Central Irrigation System**		

Project Description:

Phase 1 Completed: Installation at Peach Hill Park, Mammoth Highlands Park, Lighting & Maintenance Assessment Districts: Zone 2 (Steeple Hill), Zone 5 (Pheasant Run), Zone 10 (Mountain Meadows), Zone 12 (Carlsberg), Zone 15 (Toll Brothers), and Zone 22 (Pardee Homes).
Accounted for under Capital Outlay Account 9504: $293,519
Phase 2: Glenwood Park, Tierra Rejada Park, Poindexter Park, Mountain Meadows Park, Miller Park, Campus Park, Campus Canyon Park and College View Park ($188,404) (GF RESERVE)

Budget Unit	Object Code	Account Description	Total Expenditures as of 6/30/12	2012/13 Estimated Expenditures	2012/13 Estimated Carryover Amount	2013/14 New Appropriations	2013/14 Total Budget	Estimated Future Year(s) Amount	Estimated Total Project Cost
1000.7800.7905	9613	Grounds & Improvements	$0	$0	$0	$188,404	$188,404	$0	**$188,404**
1000.7900.7905	9504	Capital Outlay - Other Equipment	$71,599	$0	$0	$0	$0	$0	**$71,599**
2302.7900.7905	9504	Capital Outlay - Other Equipment	$33,111	$0	$0	$0	$0	$0	**$33,111**
2312.7900.7905	9504	Capital Outlay - Other Equipment	$34,466	$2,792	$0	$0	$0	$0	**$37,258**
2315.7900.7905	9504	Capital Outlay - Other Equipment	$61,937	$3,584	$0	$0	$0	$0	**$65,521**
2322.7900.7905	9504	Capital Outlay - Other Equipment	$92,406	$3,137	$0	$0	$0	$0	**$95,543**
-	-	-	$0	$0	$0	$0	$0	$0	**$0**
-	-	-	$0	$0	$0	$0	$0	$0	**$0**
-	-	-	$0	$0	$0	$0	$0	$0	**$0**
Project Totals:			**$293,519**	**$9,513**	**$0**	**$188,404**	**$188,404**	**$0**	**$491,436**

Funding Sources:								
General - Fund 1000	$71,599	$0	$0	$188,404	$188,404	$0	**$260,003**
Assessment District 84-2 Zone 2 - Fund 2302	$33,111	$0	$0	$0	$0	$0	**$33,111**
Assessment District 84-2 Zone 12 - Fund 2312	$34,466	$2,792	$0	$0	$0	$0	**$37,258**
Assessment District 84-2 Zone 15 - Fund 2315	$61,937	$3,584	$0	$0	$0	$0	**$65,521**
Assessment District 84-2 Zone 22 - Fund 2322	$92,406	$3,137	$0	$0	$0	$0	**$95,543**
Totals:	**$293,519**	**$9,513**	**$0**	**$188,404**	**$188,404**	**$0**	**$491,436**

CITY OF MOORPARK
BUDGET LINE ITEM DETAIL
FISCAL YEAR 2013/14
CAPITAL IMPROVEMENTS

Department:	**Parks, Recreation & Community Services Department**	**Project Number:**	**xxxx**
Project Title:	**Community Center Fire Sprinkler System**		

Project Description:

Future Years: Fire Sprinkler System for the Community Center: $65,000

Budget Unit	Object Code	Account Description	Total Expenditures as of 6/30/12	2012/13 Estimated Expenditures	2012/13 Estimated Carryover Amount	2013/14 New Appropriations	2013/14 Total Budget	Estimated Future Year(s) Amount	Estimated Total Project Cost
xxxx.xxxx.xxxx	xxxx	-	$0	$0	$0	$0	$0	$0	**$0**
-	-	-	$0	$0	$0	$0	$0	$0	**$0**
-	-	-	$0	$0	$0	$0	$0	$0	**$0**
-	-	-	$0	$0	$0	$0	$0	$0	**$0**
-	-	-	$0	$0	$0	$0	$0	$0	**$0**
-	-	-	$0	$0	$0	$0	$0	$0	**$0**
-	-	-	$0	$0	$0	$0	$0	$0	**$0**
-	-	-	$0	$0	$0	$0	$0	$0	**$0**
-	-	-	$0	$0	$0	$0	$0	$0	**$0**
Project Totals:			**$0**	**$0**	**$0**	**$0**	**$0**	**$0**	**$0**
Funding Sources:									
-			$0	$0	$0	$0	$0	$0	**$0**
-			$0	$0	$0	$0	$0	$0	**$0**
-			$0	$0	$0	$0	$0	$0	**$0**
-			$0	$0	$0	$0	$0	$0	**$0**
Totals:			**$0**	**$0**	**$0**	**$0**	**$0**	**$0**	**$0**

CITY OF MOORPARK
BUDGET LINE ITEM DETAIL
FISCAL YEAR 2013/14
CAPITAL IMPROVEMENTS

Department:	**Parks, Recreation & Community Services Department**	**Project Number:**	**xxxx**
Project Title:	**Arroyo Vista Recreation Center Gym Expansion Project - Construction Documents**		
Project Description:	Construction Documents: Civil Engineer $20,000, Architectural $18,500, Structural Engineering $24,000, Mechanical/Plumbing $6,500, Electrical $8,200, Geotechnical $2,500: Total $79,700		

Budget Unit	Object Code	Account Description	Total Expenditures as of 6/30/12	2012/13 Estimated Expenditures	2012/13 Estimated Carryover Amount	2013/14 New Appropriations	2013/14 Total Budget	Estimated Future Year(s) Amount	Estimated Total Project Cost
xxxx.xxxx.xxxx	xxxx	-	$0	$0	$0	$0	$0	$0	**$0**
-	-	-	$0	$0	$0	$0	$0	$0	**$0**
-	-	-	$0	$0	$0	$0	$0	$0	**$0**
-	-	-	$0	$0	$0	$0	$0	$0	**$0**
-	-	-	$0	$0	$0	$0	$0	$0	**$0**
-	-	-	$0	$0	$0	$0	$0	$0	**$0**
-	-	-	$0	$0	$0	$0	$0	$0	**$0**
-	-	-	$0	$0	$0	$0	$0	$0	**$0**
-	-	-	$0	$0	$0	$0	$0	$0	**$0**
Project Totals:			**$0**	**$0**	**$0**	**$0**	**$0**	**$0**	**$0**
Funding Sources:									
-			$0	$0	$0	$0	$0	$0	**$0**
-			$0	$0	$0	$0	$0	$0	**$0**
-			$0	$0	$0	$0	$0	$0	**$0**
-			$0	$0	$0	$0	$0	$0	**$0**
Totals:			**$0**	**$0**	**$0**	**$0**	**$0**	**$0**	**$0**

CITY OF MOORPARK
BUDGET LINE ITEM DETAIL
FISCAL YEAR 2013/14
CAPITAL IMPROVEMENTS

Department:	**Parks, Recreation & Community Services Department**	**Project Number:**	**xxxx**
Project Title:	**Arroyo Vista Community Park Loop Trail**		

Project Description:

1 mile loop trail with access to the softball fields and between the softball fields and the east side concession area. Loop trail to be constructed with decomposed granite or other pervious paving: $350,000. Four exercise stations along loop trail: $60,000. Total project cost: $410,000

Budget Unit	Object Code	Account Description	Total Expenditures as of 6/30/12	2012/13 Estimated Expenditures	2012/13 Estimated Carryover Amount	2013/14 New Appropriations	2013/14 Total Budget	Estimated Future Year(s) Amount	Estimated Total Project Cost
xxxx.xxxx.xxxx	xxxx	-	$0	$0	$0	$0	$0	$0	**$0**
-	-	-	$0	$0	$0	$0	$0	$0	**$0**
-	-	-	$0	$0	$0	$0	$0	$0	**$0**
-	-	-	$0	$0	$0	$0	$0	$0	**$0**
-	-	-	$0	$0	$0	$0	$0	$0	**$0**
-	-	-	$0	$0	$0	$0	$0	$0	**$0**
-	-	-	$0	$0	$0	$0	$0	$0	**$0**
-	-	-	$0	$0	$0	$0	$0	$0	**$0**
-	-	-	$0	$0	$0	$0	$0	$0	**$0**
Project Totals:			**$0**	**$0**	**$0**	**$0**	**$0**	**$0**	**$0**
Funding Sources:									
-			$0	$0	$0	$0	$0	$0	**$0**
-			$0	$0	$0	$0	$0	$0	**$0**
-			$0	$0	$0	$0	$0	$0	**$0**
-			$0	$0	$0	$0	$0	$0	**$0**
Totals:			**$0**	**$0**	**$0**	**$0**	**$0**	**$0**	**$0**

CITY OF MOORPARK
BUDGET LINE ITEM DETAIL
FISCAL YEAR 2013/14
CAPITAL IMPROVEMENTS

Department:	**Public Works Department**	**Project Number:**	**8001**
Project Title:	**Sidewalk Reconstruction Project**		
Project Description:	Replacement of sidewalks, curbs, and gutters at various locations. Recurring project each fiscal year.		

Budget Unit	Object Code	Account Description	Total Expenditures as of 6/30/12	2012/13 Estimated Expenditures	2012/13 Estimated Carryover Amount	2013/14 New Appropriations	2013/14 Total Budget	Estimated Future Year(s) Amount	Estimated Total Project Cost
2605.8310.8001	9640	Construction of Streets	$230,084	$0	$0	$0	$0	$0	**$230,084**
2603.8310.8001	9640	Construction of Streets	$0	$125,000	$0	$50,000	$50,000	$0	**$175,000**
-	-	-	$0	$0	$0	$0	$0	$0	**$0**
-	-	-	$0	$0	$0	$0	$0	$0	**$0**
-	-	-	$0	$0	$0	$0	$0	$0	**$0**
-	-	-	$0	$0	$0	$0	$0	$0	**$0**
-	-	-	$0	$0	$0	$0	$0	$0	**$0**
-	-	-	$0	$0	$0	$0	$0	$0	**$0**
-	-	-	$0	$0	$0	$0	$0	$0	**$0**
Project Totals:			**$230,084**	**$125,000**	**$0**	**$50,000**	**$50,000**	**$0**	**$405,084**
Funding Sources:									
Gas Tax - Fund 2605			$230,084	$0	$0	$0	$0	$0	**$230,084**
TDA Article 8A - Fund 2603			$0	$125,000	$0	$50,000	$50,000	$0	**$175,000**
-			$0	$0	$0	$0	$0	$0	**$0**
-			$0	$0	$0	$0	$0	$0	**$0**
Totals:			**$230,084**	**$125,000**	**$0**	**$50,000**	**$50,000**	**$0**	**$405,084**

CITY OF MOORPARK
BUDGET LINE ITEM DETAIL
FISCAL YEAR 2013/14
CAPITAL IMPROVEMENTS

Department:	**Public Works Department**	**Project Number:**	**8002**
Project Title:	**Slurry Seal Project**		
Project Description:	Bi-annual slurry seal / ARAM project. Resurfacing approximately one-third of the City's streets every other year.		

Budget Unit	Object Code	Account Description	Total Expenditures as of 6/30/12	2012/13 Estimated Expenditures	2012/13 Estimated Carryover Amount	2013/14 New Appropriations	2013/14 Total Budget	Estimated Future Year(s) Amount	Estimated Total Project Cost
2603.8310.8002	9601	Design/Engineering	$35,525	$0	$0	$0	$0	$0	**$35,525**
2400.8310.8002	9640	Construction of Streets	$53,203	$0	$0	$0	$0	$0	**$53,203**
2603.8310.8002	9640	Construction of Streets	$2,372,788	$0	$0	$0	$0	$0	**$2,372,788**
2606.8310.8002	9640	Construction of Streets	$0	$463,000	$32,966	$0	$32,966	$0	**$495,966**
2609.8310.8002	9640	Construction of Streets	$94,347	$54,000	$4,853	$0	$4,853	$0	**$153,200**
2610.8310.8002	9640	Construction of Streets	$479,323	$405,435	$0	$0	$0	$0	**$884,758**
2611.8310.8002	9640	Construction of Streets	$536,260	$0	$2,717	$0	$2,717	$0	**$538,977**
2603.8310.8002	9650	Construction Inspection	$100,763	$0	$0	$0	$0	$0	**$100,763**
2606.8310.8002	9650	Construction Inspection	$0	$50,000	$0	$0	$0	$0	**$50,000**
2611.8310.8002	9650	Construction Inspection	$44,651	$0	$0	$0	$0	$0	**$44,651**
Project Totals:			**$3,716,860**	**$972,435**	**$40,536**	**$0**	**$40,536**	**$0**	**$4,729,831**
Funding Sources:									
Park Maintenance - Fund 2400			$53,203	$0	$0	$0	$0	$0	**$53,203**
TDA Article 8A - Fund 2603			$2,509,076	$0	$0	$0	$0	$0	**$2,509,076**
HUT 2103 - Fund 2606			$0	$513,000	$32,966	$0	$32,966	$0	**$545,966**
CIWMB Recycled Tire Use State Grant - Fund 2609			$94,347	$54,000	$4,853	$0	$4,853	$0	**$153,200**
Traffic Congestion Relief - Fund 2610			$479,323	$405,435	$0	$0	$0	$0	**$884,758**
Prop 1B Local Street & Road Funding - Fund 2611			$580,911	$0	$2,717	$0	$2,717	$0	**$583,628**
Totals:			**$3,716,860**	**$972,435**	**$40,536**	**$0**	**$40,536**	**$0**	**$4,729,831**

CITY OF MOORPARK
BUDGET LINE ITEM DETAIL
FISCAL YEAR 2013/14
CAPITAL IMPROVEMENTS

Department: **Public Works Department** **Project Number:** **8012**

Project Title: **Princeton Avenue Widening**

Project Description:

Widening, realignment, and reconstruction of Princeton Avenue from a point east of Spring Road to South Condor Drive. In FY 2009/10, the City received award of a Bicycle Transportation Account (BTA) in the amount of $206,000 and award of a Highway Safety Improvement Program (HSIP) in the amount of $900,000.

Budget Unit	Object Code	Account Description	Total Expenditures as of 6/30/12	2012/13 Estimated Expenditures	2012/13 Estimated Carryover Amount	2013/14 New Appropriations	2013/14 Total Budget	Estimated Future Year(s) Amount	Estimated Total Project Cost
2501.8310.8012	9601	Design/Engineering	$679,557	$46,000	$17,714	$0	$17,714	$0	**$743,271**
2609.8310.8012	9601	Design/Engineering	$1,921	$0	$0	$0	$0	$0	**$1,921**
2501.8310.8012	9609	Relocation Assistance - CIP	$22,900	$0	$0	$0	$0	$0	**$22,900**
2501.8310.8012	9610	Land Acquisition	$2,167,195	$0	$0	$0	$0	$0	**$2,167,195**
2501.8310.8012	9611	Site Clearance Costs	$29,410	$0	$601	$0	$601	$0	**$30,011**
2501.8310.8012	9640	Construction of Streets	$0	$0	$762,000	$0	$762,000	$0	**$762,000**
2501.8310.8012	9650	Construction Inspection	$0	$0	$100,000	$0	$100,000	$0	**$100,000**
2609.8310.8012	9601	Design/Engineering	$16,835	$0	$0	$0	$0	$0	**$16,835**
2609.8310.8012	9640	Construction of Streets	$0	$0	$1,087,244	$0	$1,087,244	$0	**$1,087,244**
-	-	-	$0	$0	$0	$0	$0	$0	**$0**
Project Totals:			**$2,917,818**	**$46,000**	**$1,967,559**	**$0**	**$1,967,559**	**$0**	**$4,931,377**
Funding Sources:									
Los Angeles Avenue AOC - Fund 2501			$2,899,061	$46,000	$880,315	$0	$880,315	$0	**$3,825,377**
Other State/Federal Grants - Fund 2609			$18,756	$0	$1,087,244	$0	$1,087,244	$0	**$1,106,000**
-			$0	$0	$0	$0	$0	$0	**$0**
-			$0	$0	$0	$0	$0	$0	**$0**
Totals:			**$2,917,818**	**$46,000**	**$1,967,559**	**$0**	**$1,967,559**	**$0**	**$4,931,377**

CITY OF MOORPARK
BUDGET LINE ITEM DETAIL
FISCAL YEAR 2013/14
CAPITAL IMPROVEMENTS

Department:	**Public Works Department**	**Project Number:**	**8013**
Project Title:	**Los Angeles Avenue Widening - Spring Road to Moorpark Avenue**		
Project Description:	Street widening and addition of travel lanes, an emergency lane, and curb/gutter and sidewalk along the south side of Los Angeles Avenue from a point east of Spring Road west to Moorpark Avenue. Construction of a storm drain along the south side of Los Angeles Avenue and installation of a traffic signal at Millard Street and Los Angeles Avenue.		

Budget Unit	Object Code	Account Description	Total Expenditures as of 6/30/12	2012/13 Estimated Expenditures	2012/13 Estimated Carryover Amount	2013/14 New Appropriations	2013/14 Total Budget	Estimated Future Year(s) Amount	Estimated Total Project Cost
2501.8310.8013	9601	Design/Engineering	$679,750	$55,000	$2,071	$0	$2,071	$0	**$736,821**
2501.8310.8013	9610	Land Acquisition	$500,538	$0	$1,157,207	$0	$1,157,207	$0	**$1,657,745**
2501.8310.8013	9640	Construction of Streets	$25,376	$0	$329,500	$0	$329,500	$0	**$354,876**
2604.8310.8013	9640	Construction of Streets	$0	$0	$796,770	$0	$796,770	$0	**$796,770**
2501.8310.8013	9650	Construction Inspection	$4,019	$0	$93,534	$0	$93,534	$0	**$97,553**
-	-	-	$0	$0	$0	$0	$0	$0	**$0**
-	-	-	$0	$0	$0	$0	$0	$0	**$0**
-	-	-	$0	$0	$0	$0	$0	$0	**$0**
Project Totals:			**$1,209,683**	**$55,000**	**$2,379,082**	**$0**	**$2,379,082**	**$0**	**$3,643,765**
Funding Sources:									
Los Angeles Avenue AOC - Fund 2501			$1,209,683	$55,000	$1,582,312	$0	$1,582,312	$0	**$2,846,995**
ISTEA - CMAQ Federal Grant - Fund 2604			$0	$0	$796,770	$0	$796,770	$0	**$796,770**
-			$0	$0	$0	$0	$0	$0	**$0**
-			$0	$0	$0	$0	$0	$0	**$0**
Totals:			**$1,209,683**	**$55,000**	**$2,379,082**	**$0**	**$2,379,082**	**$0**	**$3,643,765**

CITY OF MOORPARK
BUDGET LINE ITEM DETAIL
FISCAL YEAR 2013/14
CAPITAL IMPROVEMENTS

Department:	**Public Works Department**	**Project Number:**	**8026**
Project Title:	**Spring Road Widening**		

Project Description:

Widening the east side of Spring Road from Los Angeles Avenue to Flinn Avenue. Relocation of the traffic signal pole at the NE corner of Los Angeles Avenue and Spring Road.

Budget Unit	Object Code	Account Description	Total Expenditures as of 6/30/12	2012/13 Estimated Expenditures	2012/13 Estimated Carryover Amount	2013/14 New Appropriations	2013/14 Total Budget	Estimated Future Year(s) Amount	Estimated Total Project Cost
2501.8310.8026	9601	Design/Engineering	$77,778	$0	$42,222	$0	$42,222	$0	**$120,000**
2501.8310.8026	9610	Land Acquisition	$272,178	$0	$87,822	$0	$87,822	$0	**$360,000**
2501.8310.8026	9640	Construction of Streets	$44,380	$0	$655,620	$0	$655,620	$0	**$700,000**
2501.8310.8026	9650	Construction Inspection	$0	$0	$70,000	$0	$70,000	$0	**$70,000**
-	-	-	$0	$0	$0	$0	$0	$0	**$0**
-	-	-	$0	$0	$0	$0	$0	$0	**$0**
-	-	-	$0	$0	$0	$0	$0	$0	**$0**
-	-	-	$0	$0	$0	$0	$0	$0	**$0**
-	-	-	$0	$0	$0	$0	$0	$0	**$0**
Project Totals:			**$394,336**	**$0**	**$855,664**	**$0**	**$855,664**	**$0**	**$1,250,000**
Funding Sources:									
Los Angeles Avenue AOC - Fund 2501			$394,336	$0	$855,664	$0	$855,664	$0	**$1,250,000**
-			$0	$0	$0	$0	$0	$0	**$0**
-			$0	$0	$0	$0	$0	$0	**$0**
-			$0	$0	$0	$0	$0	$0	**$0**
Totals:			**$394,336**	**$0**	**$855,664**	**$0**	**$855,664**	**$0**	**$1,250,000**

CITY OF MOORPARK
BUDGET LINE ITEM DETAIL
FISCAL YEAR 2013/14
CAPITAL IMPROVEMENTS

Department:	**Public Works Department Department**	**Project Number:**	**8039**
Project Title:	**Railroad Crossing Improvements at Spring Road**		

Project Description:

Construction of median gates and other improvements including street widening between the railroad and Princeton Avenue.
Metrolink is contributing $1.1 million towards the project which is not included in the funding schedule below since Metrolink is paying their contractor directly and their funds will not flow through the City's budget.

Budget Unit	Object Code	Account Description	Total Expenditures as of 6/30/12	2012/13 Estimated Expenditures	2012/13 Estimated Carryover Amount	2013/14 New Appropriations	2013/14 Total Budget	Estimated Future Year(s) Amount	Estimated Total Project Cost
2603.8310.8039	9601	Design/Engineering	$69,275	$0	$0	$0	$0	$0	**$69,275**
2902.8310.8039	9601	Design/Engineering	$64,065	$0	$0	$0	$0	$0	**$64,065**
2501.8310.8039	9601	Design/Engineering	$7,136	$15,000	$44,416	$0	$44,416	$0	**$66,552**
2603.8310.8039	9610	Land Acquisition	$58,064	$0	$0	$0	$0	$0	**$58,064**
2902.8310.8039	9610	Land Acquisition	$58,784	$0	$0	$0	$0	$0	**$58,784**
2501.8310.8039	9640	Construction of Streets	$80	$700,000	$1,026,676	$0	$1,026,676	$0	**$1,726,756**
2603.8310.8039	9640	Construction of Streets	$0	$162,881	$0	$0	$0	$0	**$162,881**
2501.8310.8039	9650	Construction Inspection	$0	$0	$40,000	$0	$40,000	$0	**$40,000**
-	-								
Project Totals:			**$257,404**	**$877,881**	**$1,111,092**	**$0**	**$1,111,092**	**$0**	**$2,246,377**
Funding Sources:									
TDA Article 8A - Fund 2603			$127,339	$162,881	$0	$0	$0	$0	**$290,220**
MRA Operations - Fund 2902			$122,849	$0	$0	$0	$0	$0	**$122,849**
Los Angeles AOC - Fund 2501			$7,216	$715,000	$1,111,092	$0	$1,111,092	$0	**$1,833,308**
-			$0	$0	$0	$0	$0	$0	**$0**
Totals:			**$257,404**	**$877,881**	**$1,111,092**	**$0**	**$1,111,092**	**$0**	**$2,246,377**

CITY OF MOORPARK
BUDGET LINE ITEM DETAIL
FISCAL YEAR 2013/14
CAPITAL IMPROVEMENTS

Department:	**Public Works Department**	**Project Number:**	**8040**
Project Title:	**Moorpark Avenue Widening Project**		

Project Description:

Widening of Moorpark Avenue to add a southbound lane along the west side from Casey Road to Third Street. Street realignment at First Street and Poindexter Avenue (Prior Project 8057) and rail crossing improvements at Moorpark Avenue (prior project 8038). Prior year appropriations for those projects have been returned to funding sources.

Budget Unit	Object Code	Account Description	Total Expenditures as of 6/30/12	2012/13 Estimated Expenditures	2012/13 Estimated Carryover Amount	2013/14 New Appropriations	2013/14 Total Budget	Estimated Future Year(s) Amount	Estimated Total Project Cost
2002.8310.8040	9601	Design/Engineering	$134,245	$0	$0	$0	$0	$370,755	**$505,000**
2902.8310.8040	9601	Design/Engineering	$128,675	$0	$0	$0	$0	$0	**$128,675**
2902.8310.8040	9609	Relocation Assistance - CIP	$22,500	$0	$0	$0	$0	$0	**$22,500**
2002.8310.8040	9610	Land Acquisition	$0	$0	$0	$0	$0	$300,000	**$300,000**
2902.8310.8040	9610	Land Acquisition	$632,737	$0	$0	$0	$0	$0	**$632,737**
2501.8310.8040	9640	Construction of Streets	$156,708	$0	$0	$0	$0	$0	**$156,708**
-	-		$0	$0	$0	$0	$0	$0	**$0**
Project Totals:			**$1,074,865**	**$0**	**$0**	**$0**	**$0**	**$670,755**	**$1,745,620**

Funding Sources:								
Traffic Mitigation - Fund 2002	$134,245	$0	$0	$0	$0	$670,755	**$805,000**
Los Angeles Avenue AOC - Fund 2501	$156,708	$0	$0	$0	$0	$0	**$156,708**
MRA Operations - Fund 2902	$783,912	$0	$0	$0	$0	$0	**$783,912**
-	$0	$0	$0	$0	$0	$0	**$0**
Totals:	**$1,074,865**	**$0**	**$0**	**$0**	**$0**	**$670,755**	**$1,745,620**

CITY OF MOORPARK
BUDGET LINE ITEM DETAIL
FISCAL YEAR 2013/14
CAPITAL IMPROVEMENTS

Department:	**Public Works Department**	**Project Number:**	**8045**
Project Title:	**Route 23 North Alignment**		

Project Description:

Construction of a roadway north of Princeton Avenue to connect to Broadway. Initial costs are for the development of design concepts. Note that 50% of Design/Engineering costs associated with RBF contract will be funded through Project 8061 (North Hills Parkway).

Budget Unit	Object Code	Account Description	Total Expenditures as of 6/30/12	2012/13 Estimated Expenditures	2012/13 Estimated Carryover Amount	2013/14 New Appropriations	2013/14 Total Budget	Estimated Future Year(s) Amount	Estimated Total Project Cost
2002.8310.8045	9601	Design/Engineering	$192,201	$0	$22,288	$0	$22,288	$0	**$214,489**
-	-	-	$0	$0	$0	$0	$0	$0	**$0**
-	-	-	$0	$0	$0	$0	$0	$0	**$0**
-	-	-	$0	$0	$0	$0	$0	$0	**$0**
-	-	-	$0	$0	$0	$0	$0	$0	**$0**
-	-	-	$0	$0	$0	$0	$0	$0	**$0**
-	-	-	$0	$0	$0	$0	$0	$0	**$0**
-	-	-	$0	$0	$0	$0	$0	$0	**$0**
-	-	-	$0	$0	$0	$0	$0	$0	**$0**
Project Totals:			**$192,201**	**$0**	**$22,288**	**$0**	**$22,288**	**$0**	**$214,489**
Funding Sources:									
Traffic Mitigation - Fund 2002			$192,201	$0	$22,288	$0	$22,288	$0	**$214,489**
-			$0	$0	$0	$0	$0	$0	**$0**
-			$0	$0	$0	$0	$0	$0	**$0**
-			$0	$0	$0	$0	$0	$0	**$0**
Totals:			**$192,201**	**$0**	**$22,288**	**$0**	**$22,288**	**$0**	**$214,489**

CITY OF MOORPARK
BUDGET LINE ITEM DETAIL
FISCAL YEAR 2013/14
CAPITAL IMPROVEMENTS

Department:	**Public Works Department**	**Project Number:**	**8047**
Project Title:	**Los Angeles Avenue Medians**		

Project Description:

The construction of raised landscaped medians on Los Angeles Avenue (SR-118), from the SR-23 freeway westerly to Tierra Rejada Road. Phase 1 will include that area east of Spring Road to the SR-23.

Budget Unit	Object Code	Account Description	Total Expenditures as of 6/30/12	2012/13 Estimated Expenditures	2012/13 Estimated Carryover Amount	2013/14 New Appropriations	2013/14 Total Budget	Estimated Future Year(s) Amount	Estimated Total Project Cost
2501.8310.8047	9601	Design/Engineering	$210,941	$50,000	$42,549	$0	$42,549	$0	**$303,490**
-	-	-	$0	$0	$0	$0	$0	$0	**$0**
-	-	-	$0	$0	$0	$0	$0	$0	**$0**
-	-	-	$0	$0	$0	$0	$0	$0	**$0**
-	-	-	$0	$0	$0	$0	$0	$0	**$0**
-	-	-	$0	$0	$0	$0	$0	$0	**$0**
-	-	-	$0	$0	$0	$0	$0	$0	**$0**
-	-	-	$0	$0	$0	$0	$0	$0	**$0**
-	-	-	$0	$0	$0	$0	$0	$0	**$0**
Project Totals:			**$210,941**	**$50,000**	**$42,549**	**$0**	**$42,549**	**$0**	**$303,490**
Funding Sources:									
Los Angeles Ave. AOC - Fund 2501			$210,941	$50,000	$42,549	$0	$42,549	$0	**$303,490**
-			$0	$0	$0	$0	$0	$0	**$0**
-			$0	$0	$0	$0	$0	$0	**$0**
-			$0	$0	$0	$0	$0	$0	**$0**
Totals:			**$210,941**	**$50,000**	**$42,549**	**$0**	**$42,549**	**$0**	**$303,490**

CITY OF MOORPARK
BUDGET LINE ITEM DETAIL
FISCAL YEAR 2013/14
CAPITAL IMPROVEMENTS

Department:	**Public Works Department**	**Project Number:**	**8051**
Project Title:	**Underground Utility District No. 2**		

Project Description:

Establishment and implementation of an underground utility district along Los Angeles Avenue between Shasta Avenue and Millard Street to underground the high voltage transmission lines and remove all poles and overhead wires. SCE Rule 20A monies in the approximate amount of $400,000 are not included in the budget figures shown below.

Budget Unit	Object Code	Account Description	Total Expenditures as of 6/30/12	2012/13 Estimated Expenditures	2012/13 Estimated Carryover Amount	2013/14 New Appropriations	2013/14 Total Budget	Estimated Future Year(s) Amount	Estimated Total Project Cost
2330.8310.8051	9640	Construction of Streets	$0	$0	$0	$0	$0	$426,447	**$426,447**
2501.8310.8051	9640	Construction of Streets	$240	$0	$0	$0	$0	$299,761	**$300,001**
-	-	-	$0	$0	$0	$0	$0	$0	**$0**
-	-	-	$0	$0	$0	$0	$0	$0	**$0**
-	-	-	$0	$0	$0	$0	$0	$0	**$0**
-	-	-	$0	$0	$0	$0	$0	$0	**$0**
-	-	-	$0	$0	$0	$0	$0	$0	**$0**
-	-	-	$0	$0	$0	$0	$0	$0	**$0**
-	-	-	$0	$0	$0	$0	$0	$0	**$0**
Project Totals:			**$240**	**$0**	**$0**	**$0**	**$0**	**$726,208**	**$726,448**
Funding Sources:									
AD 92-1 - Fund 2330			$0	$0	$0	$0	$0	$426,447	**$426,447**
Los Angeles Ave. AOC - Fund 2501			$240	$0	$0	$0	$0	$299,761	**$300,001**
-			$0	$0	$0	$0	$0	$0	**$0**
-			$0	$0	$0	$0	$0	$0	**$0**
Totals:			**$240**	**$0**	**$0**	**$0**	**$0**	**$726,208**	**$726,448**

CITY OF MOORPARK
BUDGET LINE ITEM DETAIL
FISCAL YEAR 2013/14
CAPITAL IMPROVEMENTS

Department:	**Public Works Department**	**Project Number:**	**8056**
Project Title:	**Metro Link South Parking Lot South Entry**		

Project Description:

Relocation of the south entry to the south MetroLink parking lot to a point on First Street east of Moorpark Avenue.
CMAQ Funding requires a 17.24% local match.

Budget Unit	Object Code	Account Description	Total Expenditures as of 6/30/12	2012/13 Estimated Expenditures	2012/13 Estimated Carryover Amount	2013/14 New Appropriations	2013/14 Total Budget	Estimated Future Year(s) Amount	Estimated Total Project Cost
2001.8310.8056	9601	Design/Engineering	$960	$0	$107	$0	$107	$0	**$1,067**
2603.8310.8056	9601	Design/Engineering	$33,983	$0	$0	$0	$0	$0	**$33,983**
2001.8310.8056	9609	Relocation Assistance - CIP	$9,568	$12,000	$9,432	$0	$9,432	$0	**$31,000**
2604.8310.8056	9609	Relocation Assistance - CIP	$15,374	$62,000	$143,026	$0	$143,026	$0	**$220,400**
2001.8310.8056	9610	Land Acquisition	$304,400	$0	$60,600	$0	$60,600	$0	**$365,000**
2604.8310.8056	9610	Land Acquisition	$0	$0	$342,000	$0	$342,000	$0	**$342,000**
4004.8310.8056	9610	Land Acquisition	$185,000	$0	$0	$0	$0	$0	**$185,000**
2001.8310.8056	9611	Site Clearance Costs	$0	$0	$4,000	$0	$4,000	$0	**$4,000**
2604.8310.8056	9611	Site Clearance Costs	$0	$0	$20,395	$0	$20,395	$0	**$20,395**
2001.8310.8056	9640	Construction of Streets	$0	$400	$70,850	$0	$70,850	$0	**$71,250**
5000.8310.8056	9640	Construction of Streets	$0	$1,300	$198,700	$47,000	$245,700	$0	**$247,000**
2001.8310.8056	9650	Construction Inspection	$0	$0	$15,000	$0	$15,000	$0	**$15,000**
Project Totals:			**$549,285**	**$75,700**	**$864,110**	**$47,000**	**$911,110**	**$0**	**$1,536,095**

Funding Sources:							
Traffic System Management - Fund 2001	$314,928	$12,400	$159,989	$0	$159,989	$0	**$487,317**
TDA Article 8A - Fund 2603	$33,983	$0	$0	$0	$0	$0	**$33,983**
ISTEA - CMAQ Federal Grant - Fund 2604	$15,374	$62,000	$505,421	$0	$505,421	$0	**$582,795**
Special Projects - Fund 4004	$185,000	$0	$0	$0	$0	$0	**$185,000**
TDA Article 8C - Fund 5000	$0	$1,300	$198,700	$47,000	$245,700	$0	**$247,000**
Totals:	**$549,285**	**$75,700**	**$864,110**	**$47,000**	**$911,110**	**$0**	**$1,536,095**

CITY OF MOORPARK
BUDGET LINE ITEM DETAIL
FISCAL YEAR 2013/14
CAPITAL IMPROVEMENTS

Department:	**Public Works Department**	**Project Number:**	**8058**
Project Title:	**L.A. Avenue Widening at Shasta Avenue**		

Project Description:

Street widening and construction of a curb, gutter, and sidewalk along the south side of Los Angeles Avenue from a point just east of Maureen Lane to a point just west of Leta Yancy Road. The project is funded by the LA Avenue AOC with all costs to be reimbursed by the developer (Pacific Communities).

Budget Unit	Object Code	Account Description	Total Expenditures as of 6/30/12	2012/13 Estimated Expenditures	2012/13 Estimated Carryover Amount	2013/14 New Appropriations	2013/14 Total Budget	Estimated Future Year(s) Amount	Estimated Total Project Cost
2501.8310.8058	9601	Design/Engineering	$68,896	$60,000	$71,105	$0	$71,105	$0	**$200,001**
2501.8310.8058	9640	Construction of Streets	$0	$400,000	$500,000	$0	$500,000	$0	**$900,000**
2501.8310.8058	9650	Construction Inspection	$0	$50,000	$50,000	$0	$50,000	$0	**$100,000**
-	-	-	$0	$0	$0	$0	$0	$0	**$0**
-	-	-	$0	$0	$0	$0	$0	$0	**$0**
-	-	-	$0	$0	$0	$0	$0	$0	**$0**
-	-	-	$0	$0	$0	$0	$0	$0	**$0**
-	-	-	$0	$0	$0	$0	$0	$0	**$0**
-	-	-	$0	$0	$0	$0	$0	$0	**$0**
Project Totals:			**$68,896**	**$510,000**	**$621,105**	**$0**	**$621,105**	**$0**	**$1,200,001**
Funding Sources:									
Los Angeles A.O.C. - Fund 2501			$68,896	$510,000	$621,105	$0	$621,105	$0	**$1,200,001**
-			$0	$0	$0	$0	$0	$0	**$0**
-			$0	$0	$0	$0	$0	$0	**$0**
-			$0	$0	$0	$0	$0	$0	**$0**
Totals:			**$68,896**	**$510,000**	**$621,105**	**$0**	**$621,105**	**$0**	**$1,200,001**

CITY OF MOORPARK
BUDGET LINE ITEM DETAIL
FISCAL YEAR 2013/14
CAPITAL IMPROVEMENTS

Department: **Public Works Department** **Project Number:** **8061**

Project Title: **North Hills Parkway**

Project Description:

Construction of an east-west arterial street north of the railway, to be generally located within the right-of-way reserved for the prior Route 118 bypass project. Initial costs are for the development of a conceptual design. 50% of Design/Engineering costs associated with RBF Contract and will be funded through Project 8045 (Route 23 North Alignment).

Budget Unit	Object Code	Account Description	Total Expenditures as of 6/30/12	2012/13 Estimated Expenditures	2012/13 Estimated Carryover Amount	2013/14 New Appropriations	2013/14 Total Budget	Estimated Future Year(s) Amount	Estimated Total Project Cost
2002.8310.8061	9601	Design/Engineering	$840,932	$100,000	$1,050,319	$0	$1,050,319	$0	**$1,991,251**
2002.8310.8061	9610	Land Acquisition	$242,109	$0	$2,891	$0	$2,891	$0	**$245,000**
2002.8310.8061	9621	Building Improvements	$56,920	$0	$1,642	$0	$1,642	$0	**$58,562**
2002.8310.8061	9625	Building Improvements	$2,338	$0	$0	$0	$0	$0	**$2,338**
2002.8310.8061	9640	Construction of Streets	$0	$0	$300,000	$0	$300,000	$0	**$300,000**
-	-	-	$0	$0	$0	$0	$0	$0	**$0**
-	-	-	$0	$0	$0	$0	$0	$0	**$0**
-	-	-	$0	$0	$0	$0	$0	$0	**$0**
-	-	-	$0	$0	$0	$0	$0	$0	**$0**
-	-	-	$0	$0	$0	$0	$0	$0	**$0**
-	-	-	$0	$0	$0	$0	$0	$0	**$0**
Project Totals:			**$1,142,298**	**$100,000**	**$1,354,852**	**$0**	**$1,354,852**	**$0**	**$2,597,150**
Funding Sources:									
Traffic Mitigation - Fund 2002			$1,142,298	$100,000	$1,354,852	$0	$1,354,852	$0	**$2,597,150**
-			$0	$0	$0	$0	$0	$0	**$0**
-			$0	$0	$0	$0	$0	$0	**$0**
-			$0	$0	$0	$0	$0	$0	**$0**
Totals:			**$1,142,298**	**$100,000**	**$1,354,852**	**$0**	**$1,354,852**	**$0**	**$2,597,150**

CITY OF MOORPARK
BUDGET LINE ITEM DETAIL
FISCAL YEAR 2013/14
CAPITAL IMPROVEMENTS

Department:	**Public Works Department**	**Project Number:**	**8066**
Project Title:	**Los Angeles Avenue Undergrounding**		
Project Description:	Undergrounding the overhead utilities on the north side of Los Angeles Avenue east and west of the Arroyo Simi bridge.		

Budget Unit	Object Code	Account Description	Total Expenditures as of 6/30/12	2012/13 Estimated Expenditures	2012/13 Estimated Carryover Amount	2013/14 New Appropriations	2013/14 Total Budget	Estimated Future Year(s) Amount	Estimated Total Project Cost
2001.8310.8066	9601	Design/Engineering	$13,414	$0	$286	$0	$286	$0	**$13,700**
2001.8310.8066	9640	Construction of Streets	$0	$0	$0	$0	$0	$0	**$0**
2001.8310.8066	9650	Construction Inspection	$0	$0	$0	$0	$0	$0	**$0**
2501.8310.8066	9601	Design/Engineering	$1,422	$10,740	$104,139	$0	$104,139	$0	**$116,301**
2501.8310.8066	9640	Construction of Streets	$0	$0	$305,000	$0	$305,000	$0	**$305,000**
2501.8310.8066	9650	Construction Inspection	$0	$0	$3,000	$0	$3,000	$0	**$3,000**
-	-	-	$0	$0	$0	$0	$0	$0	**$0**
-	-	-	$0	$0	$0	$0	$0	$0	**$0**
Project Totals:			**$14,835**	**$10,740**	**$412,425**	**$0**	**$412,425**	**$0**	**$438,000**
Funding Sources:									
Traffic System Management - Fund 2001			$13,414	$0	$286	$0	$286	$0	**$13,700**
Los Angeles A.O.C. - Fund 2501			$1,422	$10,740	$412,139	$0	$412,139	$0	**$424,301**
-			$0	$0	$0	$0	$0	$0	**$0**
-			$0	$0	$0	$0	$0	$0	**$0**
Totals:			**$14,835**	**$10,740**	**$412,425**	**$0**	**$412,425**	**$0**	**$438,000**

CITY OF MOORPARK
BUDGET LINE ITEM DETAIL
FISCAL YEAR 2013/14
CAPITAL IMPROVEMENTS

Department:	**Public Works Department**	**Project Number:**	**8069**
Project Title:	**Spring Road Bus Turn Out**		
Project Description:	Spring Road bus turn out at Charles Street.		

Budget Unit	Object Code	Account Description	Total Expenditures as of 6/30/12	2012/13 Estimated Expenditures	2012/13 Estimated Carryover Amount	2013/14 New Appropriations	2013/14 Total Budget	Estimated Future Year(s) Amount	Estimated Total Project Cost
2001.8310.8069	9601	Design/Engineering	$13,968	$0	$0	$0	$0	$0	**$13,968**
2001.8310.8069	9610	Land Acquisition	$248	$0	$0	$0	$0	$39,000	**$39,248**
2001.8310.8069	9640	Construction of Streets	$0	$0	$0	$0	$0	$106,000	**$106,000**
2001.8310.8069	9650	Construction Inspection	$0	$0	$0	$0	$0	$5,000	**$5,000**
-	-	-	$0	$0	$0	$0	$0	$0	**$0**
-	-	-	$0	$0	$0	$0	$0	$0	**$0**
-	-	-	$0	$0	$0	$0	$0	$0	**$0**
-	-	-	$0	$0	$0	$0	$0	$0	**$0**
-	-	-	$0	$0	$0	$0	$0	$0	**$0**
Project Totals:			**$14,216**	**$0**	**$0**	**$0**	**$0**	**$150,000**	**$164,216**
Funding Sources:									
Traffic System Management - Fund 2001			$14,216	$0	$0	$0	$0	$150,000	**$164,216**
-			$0	$0	$0	$0	$0	$0	**$0**
-			$0	$0	$0	$0	$0	$0	**$0**
-			$0	$0	$0	$0	$0	$0	**$0**
Totals:			**$14,216**	**$0**	**$0**	**$0**	**$0**	**$150,000**	**$164,216**

CITY OF MOORPARK
BUDGET LINE ITEM DETAIL
FISCAL YEAR 2013/14
CAPITAL IMPROVEMENTS

Department:		**Public Works Department**					**Project Number:**	**8071**	
Project Title:		**Bus Shelters and Other Bus Stop Amenities**							
Project Description:		Bus stop adjustments, refurbishments, additions, and amenities.							
Budget Unit	**Object Code**	**Account Description**	**Total Expenditures as of 6/30/12**	**2012/13 Estimated Expenditures**	**2012/13 Estimated Carryover Amount**	**2013/14 New Appropriations**	**2013/14 Total Budget**	**Estimated Future Year(s) Amount**	**Estimated Total Project Cost**
2601.7310.7302	9632	Improvements Other Than Bldgs	$3,193	$0	$0	$0	$0	$0	**$3,193**
5000.7310.7302	9632	Improvements Other Than Bldgs	$123,189	$0	$0	$0	$0	$0	**$123,189**
5000.8510.8071	9632	Improvements Other Than Bldgs	$6,316	$0	$89,482	$0	$89,482	$0	**$95,798**
-	-	-	$0	$0	$0	$0	$0	$0	**$0**
-	-	-	$0	$0	$0	$0	$0	$0	**$0**
-	-	-	$0	$0	$0	$0	$0	$0	**$0**
-	-	-	$0	$0	$0	$0	$0	$0	**$0**
-	-	-	$0	$0	$0	$0	$0	$0	**$0**
-	-	-	$0	$0	$0	$0	$0	$0	**$0**
Project Totals:			**$132,698**	**$0**	**$89,482**	**$0**	**$89,482**	**$0**	**$222,180**
Funding Sources:									
State Transit Assistance - Fund 2601			$3,193	$0	$0	$0	$0	$0	**$3,193**
TDA 8C - Fund 5000			$129,505	$0	$89,482	$0	$89,482	$0	**$218,987**
Prior year fiscal expenditure budget unit was 2601 and 5000.7610.7302)			$0	$0	$0	$0	$0	$0	**$0**
-			$0	$0	$0	$0	$0	$0	**$0**
Totals:			**$132,698**	**$0**	**$89,482**	**$0**	**$89,482**	**$0**	**$222,180**

CITY OF MOORPARK
BUDGET LINE ITEM DETAIL
FISCAL YEAR 2013/14
CAPITAL IMPROVEMENTS

Department:		**Public Works Department**					**Project Number:**	**8079**	
Project Title:		**23 Fwy Soundwall at Tierra Rejada Road**							
Project Description:		Soundwall along the 23 Freeway at Tierra Rejada Road.							
Budget Unit	**Object Code**	**Account Description**	**Total Expenditures as of 6/30/12**	**2012/13 Estimated Expenditures**	**2012/13 Estimated Carryover Amount**	**2013/14 New Appropriations**	**2013/14 Total Budget**	**Estimated Future Year(s) Amount**	**Estimated Total Project Cost**
2002.6440.8079	9601	Design/Engineering	$334,376	$55,800	$9,824	$0	$9,824	$0	**$400,000**
2002.6440.8079	9640	Construction of Streets	$0	$1,387,000	$245,250	$0	$245,250	$0	**$1,632,250**
2002.6440.8079	9650	Construction Inspection	$7,830	$187,600	$33,070	$0	$33,070	$0	**$228,500**
-	-	-	$0	$0	$0	$0	$0	$0	**$0**
-	-	-	$0	$0	$0	$0	$0	$0	**$0**
-	-	-	$0	$0	$0	$0	$0	$0	**$0**
-	-	-	$0	$0	$0	$0	$0	$0	**$0**
-	-	-	$0	$0	$0	$0	$0	$0	**$0**
-	-	-	$0	$0	$0	$0	$0	$0	**$0**
Project Totals:			**$342,206**	**$1,630,400**	**$288,144**	**$0**	**$288,144**	**$0**	**$2,260,750**
Funding Sources:									
City-Wide Traffic MIT - Fund 2002			$342,206	$1,630,400	$288,144	$0	$288,144	$0	**$2,260,750**
-			$0	$0	$0	$0	$0	$0	**$0**
-			$0	$0	$0	$0	$0	$0	**$0**
-			$0	$0	$0	$0	$0	$0	**$0**
Totals:			**$342,206**	**$1,630,400**	**$288,144**	**$0**	**$288,144**	**$0**	**$2,260,750**

CITY OF MOORPARK
BUDGET LINE ITEM DETAIL
FISCAL YEAR 2013/14
CAPITAL IMPROVEMENTS

Department:		**Public Works Department**					**Project Number:**		**8084**
Project Title:		**Arroyo Drive Overlay**							
Project Description:		Pavement rehabilitation on Arroyo Drive from Collins Drive to entrance of Villa del Arroyo Mobile Home Park.							
Budget Unit	**Object Code**	**Account Description**	**Total Expenditures as of 6/30/12**	**2012/13 Estimated Expenditures**	**2012/13 Estimated Carryover Amount**	**2013/14 New Appropriations**	**2013/14 Total Budget**	**Estimated Future Year(s) Amount**	**Estimated Total Project Cost**
2611.8310.8084	9601	Design/Engineering	$656	$0	$9,344	$0	$9,344	$0	**$10,000**
2611.8310.8084	9640	Construction of Streets	$0	$0	$517,000	$0	$517,000	$0	**$517,000**
2611.8310.8084	9650	Construction Inspection	$0	$0	$10,000	$0	$10,000	$0	**$10,000**
-	-	-	$0	$0	$0	$0	$0	$0	**$0**
-	-	-	$0	$0	$0	$0	$0	$0	**$0**
-	-	-	$0	$0	$0	$0	$0	$0	**$0**
-	-	-	$0	$0	$0	$0	$0	$0	**$0**
-	-	-	$0	$0	$0	$0	$0	$0	**$0**
-	-	-	$0	$0	$0	$0	$0	$0	**$0**
Project Totals:			**$656**	**$0**	**$536,344**	**$0**	**$536,344**	**$0**	**$537,000**
Funding Sources:									
Prop 1B - Local Streets & Roads - Fund 2611			$656	$0	$536,344	$0	$536,344	$0	**$537,000**
-			$0	$0	$0	$0	$0	$0	**$0**
-			$0	$0	$0	$0	$0	$0	**$0**
-			$0	$0	$0	$0	$0	$0	**$0**
Totals:			**$656**	**$0**	**$536,344**	**$0**	**$536,344**	**$0**	**$537,000**

CITY OF MOORPARK
BUDGET LINE ITEM DETAIL
FISCAL YEAR 2013/14
CAPITAL IMPROVEMENTS

Department:	**Public Works Department**	**Project Number:**	**8086**
Project Title:	**Sidewalk & Bicycle Lane at AVRC**		
Project Description:	1,200 foot sidewalk and bicycle path connecting Arroyo Vista Recreation Center's existing sidewalk to the Pedestrian Bridge.		

Budget Unit	Object Code	Account Description	Total Expenditures as of 6/30/12	2012/13 Estimated Expenditures	2012/13 Estimated Carryover Amount	2013/14 New Appropriations	2013/14 Total Budget	Estimated Future Year(s) Amount	Estimated Total Project Cost
2001.8310.8086	9601	Design/Engineering	$0	$0	$3,000	$0	$3,000	$0	**$3,000**
2001.8310.8086	9640	Construction of Streets	$0	$0	$62,000	$0	$62,000	$0	**$62,000**
2001.8310.8086	9650	Construction Inspection	$0	$0	$3,000	$0	$3,000	$0	**$3,000**
2602.8310.8086	9601	Design/Engineering	$0	$0	$3,000	$0	$3,000	$0	**$3,000**
2602.8310.8086	9640	Construction of Streets	$0	$0	$60,000	$0	$60,000	$0	**$60,000**
2602.8310.8086	9650	Construction Inspection	$0	$0	$3,000	$0	$3,000	$0	**$3,000**
-	-	-	$0	$0	$0	$0	$0	$0	**$0**
-	-	-	$0	$0	$0	$0	$0	$0	**$0**
-	-	-	$0	$0	$0	$0	$0	$0	**$0**
Project Totals:			**$0**	**$0**	**$134,000**	**$0**	**$134,000**	**$0**	**$134,000**
Funding Sources:									
TSM - Fund 2001			$0	$0	$68,000	$0	$68,000	$0	**$68,000**
TDA Article 3 - Fund 2602			$0	$0	$66,000	$0	$66,000	$0	**$66,000**
-			$0	$0	$0	$0	$0	$0	**$0**
-			$0	$0	$0	$0	$0	$0	**$0**
Totals:			**$0**	**$0**	**$134,000**	**$0**	**$134,000**	**$0**	**$134,000**

CITY OF MOORPARK
BUDGET LINE ITEM DETAIL
FISCAL YEAR 2013/14
CAPITAL IMPROVEMENTS

Department:	**Public Works Department**	**Project Number:**	**8087**
Project Title:	**Moorpark Avenue Left Turn Lane**		

Project Description:

Dedicated left turn lane on northbound Moorpark Avenue at High Street. Also includes a dedicated northbound through and right turn lanes. Southbound Moorpark Avenue will remain one lane only.

Budget Unit	Object Code	Account Description	Total Expenditures as of 6/30/12	2012/13 Estimated Expenditures	2012/13 Estimated Carryover Amount	2013/14 New Appropriations	2013/14 Total Budget	Estimated Future Year(s) Amount	Estimated Total Project Cost
2501.8310.8087	9601	Design/Engineering	$0	$0	$25,000	$0	$25,000	$0	**$25,000**
2501.8310.8087	9640	Construction of Streets	$0	$0	$150,000	$0	$150,000	$0	**$150,000**
2501.8310.8087	9650	Construction Inspection	$0	$0	$25,000	$0	$25,000	$0	**$25,000**
-	-	-	$0	$0	$0	$0	$0	$0	**$0**
-	-	-	$0	$0	$0	$0	$0	$0	**$0**
-	-	-	$0	$0	$0	$0	$0	$0	**$0**
-	-	-	$0	$0	$0	$0	$0	$0	**$0**
-	-	-	$0	$0	$0	$0	$0	$0	**$0**
-	-	-	$0	$0	$0	$0	$0	$0	**$0**
Project Totals:			**$0**	**$0**	**$200,000**	**$0**	**$200,000**	**$0**	**$200,000**
Funding Sources:									
Los Angeles A.O.C. - Fund 2501			$0	$0	$200,000	$0	$200,000	$0	**$200,000**
-			$0	$0	$0	$0	$0	$0	**$0**
-			$0	$0	$0	$0	$0	$0	**$0**
-			$0	$0	$0	$0	$0	$0	**$0**
Totals:			**$0**	**$0**	**$200,000**	**$0**	**$200,000**	**$0**	**$200,000**

CITY OF MOORPARK
BUDGET LINE ITEM DETAIL
FISCAL YEAR 2013/14
CAPITAL IMPROVEMENTS

Department:		**Public Works Department**					**Project Number:**	**8088**	
Project Title:		**Master Drainage Study Update**							
Project Description:		Update to the 1995 Citywide Master Drainage Study, subsequent to adoption of the new Digital Flood Insurance Rate Maps (DFIRM) by the Federal Emergency Management Agency (FEMA).							
Budget Unit	**Object Code**	**Account Description**	**Total Expenditures as of 6/30/12**	**2012/13 Estimated Expenditures**	**2012/13 Estimated Carryover Amount**	**2013/14 New Appropriations**	**2013/14 Total Budget**	**Estimated Future Year(s) Amount**	**Estimated Total Project Cost**
2800.8410.8088	9601	Design/Engineering	$0	$0	$150,000	$0	$150,000	$0	**$150,000**
-	-	-	$0	$0	$0	$0	$0	$0	**$0**
-	-	-	$0	$0	$0	$0	$0	$0	**$0**
-	-	-	$0	$0	$0	$0	$0	$0	**$0**
-	-	-	$0	$0	$0	$0	$0	$0	**$0**
-	-	-	$0	$0	$0	$0	$0	$0	**$0**
-	-	-	$0	$0	$0	$0	$0	$0	**$0**
-	-	-	$0	$0	$0	$0	$0	$0	**$0**
-	-	-	$0	$0	$0	$0	$0	$0	**$0**
Project Totals:			**$0**	**$0**	**$150,000**	**$0**	**$150,000**	**$0**	**$150,000**
Funding Sources:									
Endowment - Fund 2800			$0	$0	$150,000	$0	$150,000	$0	**$150,000**
-			$0	$0	$0	$0	$0	$0	**$0**
-			$0	$0	$0	$0	$0	$0	**$0**
-			$0	$0	$0	$0	$0	$0	**$0**
Totals:			**$0**	**$0**	**$150,000**	**$0**	**$150,000**	**$0**	**$150,000**

CITY OF MOORPARK
BUDGET LINE ITEM DETAIL
FISCAL YEAR 2013/14
CAPITAL IMPROVEMENTS

Department:	**Public Works Department**	**Project Number:**	**8091**
Project Title:	**Alderbrook Street Asphalt Overlay**		
Project Description:	Asphalt overlay on Alderbrook Street from Honeybrook Court to Rivergrove Court.		

Budget Unit	Object Code	Account Description	Total Expenditures as of 6/30/12	2012/13 Estimated Expenditures	2012/13 Estimated Carryover Amount	2013/14 New Appropriations	2013/14 Total Budget	Estimated Future Year(s) Amount	Estimated Total Project Cost
2606.8310.8091	9601	Design/Engineering	$831	$0	$0	$0	$0	$0	**$831**
2606.8310.8091	9640	Construction of Streets	$50	$240,000	$0	$0	$0	$0	**$240,050**
2606.8310.8091	9650	Construction Inspection	$0	$35,000	$0	$0	$0	$0	**$35,000**
-	-	-	$0	$0	$0	$0	$0	$0	**$0**
-	-	-	$0	$0	$0	$0	$0	$0	**$0**
-	-	-	$0	$0	$0	$0	$0	$0	**$0**
-	-	-	$0	$0	$0	$0	$0	$0	**$0**
-	-	-	$0	$0	$0	$0	$0	$0	**$0**
-	-	-	$0	$0	$0	$0	$0	$0	**$0**
Project Totals:			**$881**	**$275,000**	**$0**	**$0**	**$0**	**$0**	**$275,881**
Funding Sources:									
HUT 2103 - Fund 2606			$881	$275,000	$0	$0	$0	$0	**$275,881**
-			$0	$0	$0	$0	$0	$0	**$0**
-			$0	$0	$0	$0	$0	$0	**$0**
-			$0	$0	$0	$0	$0	$0	**$0**
Totals:			**$881**	**$275,000**	**$0**	**$0**	**$0**	**$0**	**$275,881**

CITY OF MOORPARK
BUDGET LINE ITEM DETAIL
FISCAL YEAR 2013/14
CAPITAL IMPROVEMENTS

Department:	**Public Works Department**	**Project Number:**	**8093**
Project Title:	**Spring & Princeton Overlay**		

Project Description:

Pavement rehabilitation on Spring Road (Tierra Rejada Road to Monte Vista Nature Park); Princeton Avenue (Condor Drive to Campus Park Drive); Poindexter Avenue (N. Commerce Avenue to Gabbert Road); and Gabbert Road (Poindexter Avenue to a point approximately 200-feet south of Poindexter Avenue). Project is eligible for $637,416 in STP funding with 11.47% match requirement of $82,584. Additional $50,000 included for the project.

Budget Unit	Object Code	Account Description	Total Expenditures as of 6/30/12	2012/13 Estimated Expenditures	2012/13 Estimated Carryover Amount	2013/14 New Appropriations	2013/14 Total Budget	Estimated Future Year(s) Amount	Estimated Total Project Cost
2603.8310.8093	9601	Design/Engineering	$0	$0	$0	$50,000	$50,000	$0	**$50,000**
2603.8310.8093	9640	Construction of Streets	$0	$0	$0	$5,735	$5,735	$0	**$5,735**
2609.8310.8093	9640	Construction of Streets	$0	$0	$0	$44,265	$44,265	$0	**$44,265**
2603.8310.8093	9650	Construction Inspection	$0	$0	$0	$76,849	$76,849	$0	**$76,849**
2609.8310.8093	9650	Construction Inspection	$0	$0	$0	$593,151	$593,151	$0	**$593,151**
-	-	-	$0	$0	$0	$0	$0	$0	**$0**
-	-	-	$0	$0	$0	$0	$0	$0	**$0**
-	-	-	$0	$0	$0	$0	$0	$0	**$0**
-	-	-	$0	$0	$0	$0	$0	$0	**$0**
Project Totals:			**$0**	**$0**	**$0**	**$770,000**	**$770,000**	**$0**	**$770,000**
Funding Sources:									
TDA Article 8A - Fund 2603			$0	$0	$0	$132,584	$132,584	$0	**$132,584**
Other State/Federal Grants - Fund 2609			$0	$0	$0	$637,416	$637,416	$0	**$637,416**
-			$0	$0	$0	$0	$0	$0	**$0**
-			$0	$0	$0	$0	$0	$0	**$0**
Totals:			**$0**	**$0**	**$0**	**$770,000**	**$770,000**	**$0**	**$770,000**

ITEM 9.E.

MOORPARK CITY COUNCIL
AGENDA REPORT

TO: **Honorable City Council**

FROM: **Steven Kueny, City Manager**
BY: **Ron Ahlers, Finance Director**

DATE: **June 11, 2013 (City Council Meeting of June 19, 2013)**

SUBJECT: **Consider Resolution Adopting the Operating and Capital Improvement Budget for the City of Moorpark for the Fiscal Year 2013/2014.**

SUMMARY

On May 21, 2013, the City Manager presented to the City Council the recommended Operating and Capital Improvement Budget for Fiscal Year (FY) 2013/2014. The Council held a public meeting to discuss the budget on May 29, 2013. Based on this meeting, Council directed staff to make several changes to the recommended budget and approved it. After further analysis of the May 29 action and current information, staff has included other adjustments for Council consideration and action. The General Fund is balanced.

DISCUSSION

On May 21, 2013, the City Manager presented to City Council the Operating and Capital Improvement Budget for the City of Moorpark. The proposed Budget as submitted by the City's operating departments had an approximate $899,000 General Fund deficit. As discussed below, the recommendations for balancing the FY 2013/14 General Fund (GF) budget include use of the FY 2012-13 General Fund projected surplus of $1,060,000 for one-time expenses included in the proposed budget.

General Plan	150,000	
Housing Element	20,000	
General Plan Graphics	15,000	
East County Courthouse Funding	25,000	
scanning	10,000	
New website	25,000	
Phase 2 Records Reorganization	15,000	
Video System Optimization	10,000	
AVCP Parking lots, backflow, lighting plan & utility plan	372,000	*
Central Irrigation System - phase 2	188,404	*
Poindexter Park Play Equipment	115,000	*
AVRC HVAC Replacement	100,000	*
Back-up Generators	94,000	
AVRC Walkway Improvement	75,000	
Turf Renovation - AVCP	40,700	*
Security Card Readers	28,000	
Ballfield light replacement-Peach Hill	25,000	*
Recreation Software	24,000	
Turf Renovation-Tierra Rejada	15,000	*
Landscape Renovation-Mammoth Highlands	7,500	*
Turf Renovation-Miller Park	6,500	*
	$ 1,361,104	

If none of the one-time expenses were in the budget, the General Fund would have a projected surplus of approximately $462,000. Some of the one-time expenses (denoted by *) are representative of items in Parks and Facilities that will need to be considered each year to maintain the City's current standards.

As a reminder, the General Fund supports the following operations: landscape maintenance districts, Community Development Fund, Parks Maintenance Fund and Engineering Public Works Fund.

The modifications to the budget, as approved by the City Council on May 29, 2013, are: General Fund, $1,000 funding for the film industry liaison with the Economic Development Collaborative of Ventura County. Second Street Park maintenance cost reduction of $15,000 was used to absorb the personnel reassignment cost increase in the General Fund of $15,000. There is a $3,972 increase in parks maintenance costs due to new contract. The $3,972 increase was absorbed by adjusting other parks maintenance line item accounts; therefore no net change to the budget. Assessment revenue for the landscape/lighting districts (decrease of $125,000) and the parks district

(increase of $10,000) were updated to match the final engineers report approved by the City Council on June 5, 2013.

Additionally, there were certain omissions, typographical errors and other missing items from the budget book given to the City Council on May 21, 2013. These have now been corrected in this version of the budget. These omissions were supplied to the City Council at the budget study session on May 29 via a budget addendum report.

Five project detail sheets were missing from the Capital Improvement Program. The projects were listed correctly on the summary page 216 and their budgets were correctly posted to the proper funds. The five project sheets are now included in the budget document:

5081 161 2nd Street Neighborhood Park
5084 450 High Street
5088 224 Charles Street
5089 236 Charles Street
8001 Sidewalk Reconstruction Project

Staff also added back a few capital projects with zero budgets:

5056 High Street Streetscape, zero budget
7810 Handball Wall, zero budget
7805 Campus Park Restroom Upgrade, zero budget
7809 Monte Vista Park Landscape, zero budget

City Manager Recommendations/Adjustments after May 29, 2013

As previously mentioned in this report, the City's General Fund was projected to have an estimated $899,000 deficit in FY 2013/2014. In the Budget Message, the Council was presented a number of options to address the deficit. The City Manager recommended and the City Council tentatively agreed to use the projected General Fund surplus from FY 2012/13. The City is currently in negotiations with the employees regarding cost-of-living-adjustment and other benefit adjustments. Staff has not included any cost increases for these adjustments; however staff is recommending the Council include $100,000 in the General Fund for potential salary and benefit adjustments (Exhibit C in Resolution). Per City Council direction, staff sent a letter to the Moorpark Unified School District (MUSD) proposing the City and MUSD share the cost of adding one Sheriff Deputy functioning as the school resource officer (SRO). As of this writing, the City has not received a reply from MUSD. The General Fund cost is approximately $125,000 annually and is not currently in the budget. If subsequently approved, as tentatively agreed on May 29th by the City Council, staff recommends funding the first year from the General Fund reserve. This action would need to occur by the July 17, 2013 City Council meeting in order to have the SRO activated by the start of the school year.

Staff recommends reallocating the funding for Second Street Park from the Endowment Fund to the Successor Agency, 2001 and 2006 Tax Allocation Bond Proceeds Funds in the amount of $550,925. The project funding from the bond proceeds has been

approved by the Oversight Board and the State Department of Finance (DOF) on the Recognized Obligation Payment Schedule (ROPS) for July to December 2013 (Exhibit B in Resolution).

If the City Council concurs with the changes to the City Manager's recommended budget as noted in this staff report, staff recommends that the City Council adopt the attached resolution. The final budget document with the referenced changes will be provided to the City Council under separate cover as well as made available to the public on the City's website, at City Hall and the Moorpark Library by early July 2013.

Successor Agency to the Redevelopment Agency of the City of Moorpark
The budget approval is being done for City internal governance purposes and the approval of the Recognized Obligation Payment Schedule (ROPS) by the Oversight Board on February 19, 2013 and the State of California Department of Finance's (DOF) allowance of costs in the ROPS defined the parameters of the Successor Agency administrative and operating budget for the period of the ROPS. As previously explained, the annual budget may be modified should the ROPS for the second half of the fiscal year include substantial departures from the approved first-half ROPS

STAFF RECOMMENDATION (ROLL CALL VOTE REQUIRED)

Adopt Resolution No. 2013-____.

Attachment: Resolution No. 2013-____

RESOLUTION NO. 2013-3198

A RESOLUTION OF THE CITY COUNCIL OF THE CITY OF MOORPARK, CALIFORNIA, ADOPTING THE OPERATING AND CAPITAL IMPROVEMENT BUDGET FOR THE CITY OF MOORPARK FOR THE FISCAL YEAR 2013/2014

WHEREAS, on May 21, 2013 the City Manager's Recommended Budget for Fiscal Year 2013/2014 was submitted to the City Council for its review and consideration; and

WHEREAS, the City Council has provided the opportunity for public comment at a public meeting held on May 29, 2013, and conducted detailed review of expenditure proposals; and

WHEREAS, as the result of the reviews and analysis, expenditure proposals and revenue projections have been modified as needed.

NOW, THEREFORE, THE CITY COUNCIL OF THE CITY OF MOORPARK DOES HEREBY RESOLVE AS FOLLOWS:

SECTION 1. The Operating and Capital Improvement Budget for Fiscal Year 2013/2014 (beginning July 1, 2013) for the City of Moorpark containing operating and capital expenditures and anticipated revenues as identified in Exhibit "A" to this resolution attached hereto and incorporated herein, shall be adopted as the City of Moorpark's Operating and Capital Improvement Budget for Fiscal Year 2013/2014.

SECTION 2. That a decrease in the Endowment Fund of $550,925 and an increase in the 2001 and 2006 Tax Allocation Bond Proceeds Funds of $550,925, as more particularly described in Exhibit "B", is hereby approved.

SECTION 3. That an aggregate increase of $100,000 in the General Fund expenditure budget, as more particularly described in Exhibit "C", is hereby approved.

SECTION 4. The City Manager is authorized to amend the capital improvement budget for Fiscal Year 2013/2014 at the conclusion of Fiscal Year 2012/2013 when a final accounting of project costs during the Fiscal Year 2012/2013 is complete and continuing appropriations are determined as long as the total project appropriation authorized by the City Council is not exceeded.

SECTION 5. The City Manager is authorized to approve appropriation transfers within departments and within individual funds as required to provide efficient and economical services, as long as the total department appropriation and fund appropriation authorized by the City Council is not exceeded.

SECTION 6. Except as otherwise provided in this resolution, amendments to the appropriations in Fiscal Year 2013/2014 Operating and Capital Improvement Budget shall require Council action by resolution.

SECTION 7. The City Manager is authorized to make such emergency appropriations as may be necessary to address emergency needs of the City, provided that the appropriation is presented to the City Council at its next regular meeting for ratification.

SECTION 8. The budget approval is being done for City internal governance purposes and the approval of the Recognized Obligation Payment Schedule (ROPS) by the Oversight Board on February 19, 2013 and the State of California Department of Finance's (DOF) allowance of costs in the ROPS defined the parameters of the Successor Agency administrative and operating budget for the period of the ROPS. The Successor Agency understands that the annual budget may be modified should the ROPS for the second half of the fiscal year include substantial departures from the approved first-half ROPS.

SECTION 9. The City's Fiscal Year 2013/2014 Operating Budget shall include an appropriation of $115,000 from the General Fund Reserve for one-half of the cost for a School Resource Officer.

SECTION 10. The City Clerk shall certify to the adoption of this resolution and shall cause a certified resolution to be filed in the book of original resolutions.

PASSED AND ADOPTED this 19th day of June, 2013.

Janice S. Parvin, Mayor

ATTEST:

Maureen Benson, City Clerk

Attachment: Exhibit "A", "B" and "C"

Exhibit A

Operating and Capital Improvement Budget

For the City of Moorpark

Fiscal Year 2013/2014

On file with the City Clerk

EXHIBIT B

BUDGET AMENDMENT FOR
Endowment Fund and Redevelopment Tax Allocation Bond Proceeds Funds
Re-allocate 161 Second Street Park Funding from Endowment Fund
to Redevelopment Bond Proceeds Funds
FY 2013/2014

FUND ALLOCATION FROM:

Fund	Account Number	Amount
Endowment Fund	2800-5500	$ (550,925.00)
RDA-SA 2001 TAB Proceeds Fund	9104-5500	$ 386,675.00
RDA-SA 2006 TAB Proceeds Fund	9105-5500	$ 164,250.00
Total		$ -

DISTRIBUTION OF APPROPRIATION TO EXPENSE ACCOUNTS:

Account Number	Current Budget	Revision	Amended Budget
2800-2410-5081-9613	$ 305,425.00	$ (305,425.00)	$ -
2800-2410-5081-9631	$ 81,250.00	$ (81,250.00)	$ -
2800-2410-5081-9633	$ 144,250.00	$ (144,250.00)	$ -
2800-2410-5081-9625	$ 20,000.00	$ (20,000.00)	$ -
			$ -
9104-2410-5081-9613	$ -	$ 305,425.00	$ 305,425.00
9104-2410-5081-9631	$ -	$ 81,250.00	$ 81,250.00
9105-2410-5081-9633	$ -	$ 144,250.00	$ 144,250.00
9105-2410-5081-9625	$ -	$ 20,000.00	$ 20,000.00
			$ -
Total	$ 550,925.00	$ -	$ 550,925.00

EXHIBIT C

BUDGET AMENDMENT FOR
General Fund
Allocate Funding for Salary and Benefit Adjustments and
to Fund One-Half of the Cost of School Resource Officer
FY 2013/2014

FUND ALLOCATION FROM:

Fund	Account Number	Amount
General Fund	1000-5500	$ 215,000.00
Total		$ 215,000.00

DISTRIBUTION OF APPROPRIATION TO EXPENSE ACCOUNTS:

Account Number	Current Budget	Revision	Amended Budget
Various General Fund		$ -	$ -
Salary/Benefit accounts	$ 4,432,215.00	$ 100,000.00	$ 4,532,215.00
1000-9200-0000-9117	$ 5,873,430.00	$ 115,000.00	$ 5,988,430.00
			$ -
Total	$ 10,305,645.00	$ 215,000.00	$ 10,520,645.00

STATE OF CALIFORNIA)
COUNTY OF VENTURA) ss.
CITY OF MOORPARK)

I, Maureen Benson, City Clerk of the City of Moorpark, California, do hereby certify under penalty of perjury that the foregoing Resolution No. 2013-3198 was adopted by the City Council of the City of Moorpark at a regular meeting held on the 19th day of June, 2013, and that the same was adopted by the following vote:

AYES: Councilmembers Mikos, Pollock, Van Dam, and Mayor Parvin
NOES: None
ABSENT: Councilmember Millhouse
ABSTAIN: None

WITNESS my hand and the official seal of said City this 3rd day of July, 2013.

Maureen Benson
Maureen Benson, City Clerk
(seal)



ITEM 10.H.

MOORPARK CITY COUNCIL
AGENDA REPORT

TO: Honorable City Council

FROM: Ron Ahlers, Finance Director
BY: Irmina Lumbad, Budget and Accounting Manager

DATE: June 11, 2013 (Council Meeting of June 19, 2013)

SUBJECT: Consider Resolution Establishing the Appropriation Limitation for Fiscal Year 2013/2014 for the City of Moorpark at $29,619,442

BACKGROUND

Proposition 4, sometimes referred to as the "Gann Limit", was approved by the voters of California on the November 1979 special ballot election. This Proposition created Article XIII B of the State Constitution which sets forth the calculation of the State and local jurisdictions' annual appropriations limit or the "ceiling" on monies that can be spent from tax revenues. Each year, it requires the governing body of the local agency to establish the limit, by resolution, before the beginning of the following fiscal year.

Initially, the appropriations limit was annually adjusted by the population growth of each local agency and the lesser of the change in cost-of-living or the change in California per capital personal income from the preceding year. Proposition 111 adopted in June 1990, allowed major adjustments to the methodology. Local agencies may select the higher of percentage change in population within the City, or County; and the higher of rate of change in California per capita personal income from preceding year, or the rate of change in the local assessment valuation due to additional non-residential new construction from the preceding year.

DISCUSSION

On May 1, 2013 the California State Department of Finance notified the local jurisdictions of the population and price data for use in the appropriations limit calculation for Fiscal Year (FY) 2013/2014. Based on this letter, the percentage change in population for the City of Moorpark is 0.70%, while the Ventura County percentage change is 0.73%. The preceding year's percentage change in cost-of-living factor per capita personal income is 5.12%. Information regarding the change in local assessment valuation in non-residential new construction of -17.42% was provided by the City's property tax consultants, HDL Coren & Cone.

The City selected to use the percentage change in population for the County of Ventura (0.73%) and the percentage change in cost-of-living factor per capita personal income (5.12%) in adjusting the prior year's appropriations limit of $27,972,590. Accordingly, the City of Moorpark's limitation for FY 2013/2014 is $29,619,442. Per the Recommended Budget for FY 2013/2014, the appropriation subject to limit is $14,821,366. This brings us $14,798,075 or 49.96% under the limit.

FISCAL IMPACT

None.

STAFF RECOMMENDATION (ROLL CALL VOTE REQUIRED)

Adopt Resolution No. 2013-____.

Attachments:
A. Resolution No. 2013-____
B. Appropriation Limit Calculation

RESOLUTION NO. 2013-____

A RESOLUTION OF THE CITY COUNCIL OF THE CITY OF MOORPARK, CALIFORNIA, ESTABLISHING THE CITY'S APPROPRIATION LIMITATION FOR FISCAL YEAR 2013/2014

WHEREAS, Article XIII B of the State Constitution limits annual appropriations from proceeds of tax revenues for state and local governments; and

WHEREAS, Government Code Section 7910 requires that a city establish its annual appropriations limitation by resolution at a public meeting of the legislative body; and

WHEREAS, the Fiscal Year 2013/2014 appropriations limitation has been calculated in accordance with the State Constitution and applicable sections of the Government Code by adjusting its Fiscal Year 2012/2013 appropriations limit of $27,972,590 by the percentage change in the County of Ventura's population of 0.73%, as determined by the State of California, Department of Finance and the percentage change of cost-of-living factor per capita personal income of 5.12% as provided by the State of California Department of Finance.

NOW, THEREFORE, THE CITY COUNCIL OF THE CITY OF MOORPARK DOES HEREBY RESOLVE AS FOLLOWS:

SECTION 1. The appropriations limitation for the City of Moorpark for Fiscal Year 2013/2014 is hereby determined to be $29,619,442.

SECTION 2. The City Clerk shall certify to the adoption of this resolution and shall cause a certified resolution to be filed in the book of original Resolutions.

PASSED AND ADOPTED this 19th day of June, 2013.

_____
Janice S. Parvin, Mayor

ATTEST:

_____
Maureen Benson, City Clerk

CITY OF MOORPARK
Appropriation Limit Calculation

Article XIIIB of the California State Constitution, commonly referred to as the Gann Initiative or Gann Appropriations Limit, was adopted by California voters in 1979 and placed limits on the amount of proceeds of taxes that State and local agencies can appropriate and spend each fiscal year.

The limit is different for every agency and changes each year. The annual limit is based on the amount of tax proceeds that were authorized to be spent in Fiscal Year (FY) 1978/1979, modified for changes in inflation and population. Inflationary adjustments are based on increases in the California per capita income or the increase in non-residential assessed valuation due to new construction. An adjustment is also made based on changes in Moorpark's population or County population.

At incorporation in FY 1983/84, the Local Agency Formation Commission (LAFCO) determined that the initial appropriation limit for the city was $900,000. The limit was annually adjusted as prescribed by law. However by FY 1988/89, it became evident that the appropriation limit was set too low and the City has more revenues that could fund certain levels of service and/or capital improvement projects. An increase in Gann Limit may be achieved by simple majority vote by the voters. Thus on June 7, 1988, the voters approved Measure "C" which increased the City's appropriation limit for the four year period beginning FY 1986/87 through FY 1989/90 by the amount of proceeds of taxed collected in excess of said limit for each year mentioned.

Subsequently in June 1993, the City reviewed the original incorporation study and found that the LAFCO's assumptions of revenues, which were the basis for setting the initial appropriation limit of $900,000, were erroneous. A public hearing was held to gather information and testimony regarding the correction of the initial limit. By Resolution No. 93-953, the FY 1983/84 appropriation limit was corrected based on actual revenues of the City from $900,000 to $2,400,000. The City Council subsequently authorized the filing of a validation action with the Superior Court. On November 22, 1994 (Case No. CIV 147270) the Superior Court of the State of California for the County of Ventura set the City's appropriation limit at $2,400,000. The subsequent years' appropriation limits were adjusted accordingly.

For FY 2013/2014, the estimated tax proceeds appropriated by the Moorpark City Council are under the limit. The adjusted Appropriation Limit for FY 2013/2014 is $29,619,442. This is the maximum amount of tax proceeds the City is able to appropriate and spend in FY 2013/2014. The appropriations subject to the limit is $14,821,366 leaving the City with an appropriations capacity under the limit of $14,798,075.

Section 7910 of the State Government Code requires the governing body to annually adopt, by resolution, an Appropriations Limit for the upcoming fiscal year.

HISTORY OF LIMIT CALCULATION						
Fiscal Year	Population City/County		Price or Non-Residential New Construction		Growth Factor	Appropriation Limit
	Basis	Factor	Basis	Factor		
1997-98	City	2.58	Per Capita Income	4.67	1.0737	$11,011,629
1998-99	City	2.72	Per Capita Income	4.15	1.0698	$11,780,241
1999-00	City	0.64	Per Capita Income	4.56	1.0523	$12,392,814
2000-01	City	0.07	Per Capita Income	4.91	1.0498	$13,010,402
2001-02	City	1.37	Per Capita Income	7.82	1.0930	$14,219,997
2002-03	City	4.19	Per Capita Income	-1.27	1.0287	$14,627,654
2003-04	City	4.21	Non-residential new construction	9.23	1.1383	$16,650,451
2004-05	County	1.73	Per Capita Income	3.28	1.0507	$17,494,629
2005-06	City	2.66	Per Capita Income	5.26	1.0806	$18,904,696
2006-07	City	0.24	Per Capita Income	3.96	1.0421	$19,700,584
2007-08	City	1.05	Per Capita Income	4.42	1.0552	$20,788,056
2008-09	City	2.13	Non-residential new construction	4.51	1.0674	$22,189,171
2009-10	City	1.27	Non-residential new construction	16.59	1.1807	$26,198,908
2010-11	City	1.42	Per Capita Income	-2.54	0.9884	$25,896,031
2011-12	City	0.93	Per Capita Income	2.51	1.0346	$26,792,899
2012-13	County	0.61	Per Capita Income	3.77	1.0440	$27,972,590
2013-14	County	0.73	Per Capita Income	5.12	1.0589	$29,619,442

RESOLUTION NO. 2013-3201

A RESOLUTION OF THE CITY COUNCIL OF THE CITY OF MOORPARK, CALIFORNIA, ESTABLISHING THE CITY'S APPROPRIATION LIMITATION FOR FISCAL YEAR 2013/2014

WHEREAS, Article XIII B of the State Constitution limits annual appropriations from proceeds of tax revenues for state and local governments; and

WHEREAS, Government Code Section 7910 requires that a city establish its annual appropriations limitation by resolution at a public meeting of the legislative body; and

WHEREAS, the Fiscal Year 2013/2014 appropriations limitation has been calculated in accordance with the State Constitution and applicable sections of the Government Code by adjusting its Fiscal Year 2012/2013 appropriations limit of $27,972,590 by the percentage change in the County of Ventura's population of 0.73%, as determined by the State of California, Department of Finance and the percentage change of cost-of-living factor per capita personal income of 5.12% as provided by the State of California Department of Finance.

NOW, THEREFORE, THE CITY COUNCIL OF THE CITY OF MOORPARK DOES HEREBY RESOLVE AS FOLLOWS:

SECTION 1. The appropriations limitation for the City of Moorpark for Fiscal Year 2013/2014 is hereby determined to be $29,619,442.

SECTION 2. The City Clerk shall certify to the adoption of this resolution and shall cause a certified resolution to be filed in the book of original resolutions.

PASSED AND ADOPTED this 19th day of June, 2013.

Janice S. Parvin, Mayor

ATTEST:

Maureen Benson, City Clerk

STATE OF CALIFORNIA)
COUNTY OF VENTURA) ss.
CITY OF MOORPARK)

I, Maureen Benson, City Clerk of the City of Moorpark, California, do hereby certify under penalty of perjury that the foregoing Resolution No. 2013-3201 was adopted by the City Council of the City of Moorpark at a regular meeting held on the 19th day of June, 2013, and that the same was adopted by the following vote:

AYES: Councilmembers Mikos, Pollock, Van Dam, and Mayor Parvin
NOES: None
ABSENT: Councilmember Millhouse
ABSTAIN: None

WITNESS my hand and the official seal of said City this 3rd day of July, 2013.

Maureen Benson
Maureen Benson, City Clerk
(seal)

ITEM 9.E.

MOORPARK CITY COUNCIL
AGENDA REPORT

TO: **The Honorable City Council**

FROM: **Steven Kueny, City Manager** SK

DATE: **May 7, 2013 (CC Meeting of May 15, 2013)**

SUBJECT: **Consider Mission Statement, Priorities, Goals and Objectives for Fiscal Year 2013/2014**

SUMMARY

The proposed FY 2013/2014 Mission Statement, Priorities, Goals and Objectives are attached. The proposed changes from FY 2012/2013 are shown in legislative format, and the City Council's designated "Top Ten (10) Priorities" are included.

DISCUSSION

As in prior years, it is generally acknowledged that with current staff levels, there are many more objectives listed than can be reasonably expected to be accomplished in the year. In fact, many of the objectives will take several years to fully complete.

The City is facing an approximate $800,000 General Fund operating deficit in FY 2013/2014. The projected shortfall is the result of a continuing trend of declining development related revenues that historically supported the planning, engineering, and building and safety services, TDA revenues that support transit and street programs, and the need for increased General Fund support of those services as well as Parks and LMDs. In anticipation of this situation over the past five years, a number of staffing changes were made resulting in seven fewer management positions from the Moorpark Redevelopment Agency (MRA), Parks and Recreation, Community Development, Public Works, Finance, and a shared MRA/Finance competitive service position. This is about twelve percent (12%) of the City's full-time work force and twenty percent (20%) of its management staff. This impacts the ability to complete projects and accomplish objectives.

On March 20, 2013, the City Manager presented a report to the City Council pertaining to the reassignment of certain departmental responsibilities; promoting the current Parks and Landscape Manager to Parks and Recreation Director and backfilling the Manager position with a lower cost Superintendent position; and the Assistant City

Manager would become primarily responsible for accomplishing specific objectives and special projects and assignments until his retirement in 2014. The City Council approved the recommended actions described above.

In addition, in this same report, the City Manager indicated reassignments between departments were being evaluated. At this time, the reassignments will include:

1. Moving the Assistant City Manager position into the City Manager's Department;

2. Moving Economic Development (including the remaining non-financial activities of the former Moorpark Redevelopment Agency), Affordable Housing and Business Registrations from the Community Development Department to the City Manager's Department, including the Redevelopment/Economic Development Manager (to be retitled in the near future) and Administrative Secretary positions;

3. Moving Sustainability, CDBG and Property Management from the Community Development Department to the Parks, Recreation and Community Services Department, including the Management Analyst position;

4. Library Services and Emergency Management will be reassigned from the Parks, Recreation and Community Services Department to the Administrative Services Department, including a Senior Management Analyst position.

These changes and related funding sources will yield an annual savings of over $100,000 for the General Fund, which will be addressed as part of the FY 2013/2014 proposed budget. The reassignments are addressed in the departmental assignments for the objectives.

As of February 1, 2012, AB 1x 26 became law and all Redevelopment Agencies in California were dissolved. This same legislation created a Successor Agency to each Redevelopment Agency which was to be the City or County that created it unless that entity opted not to serve in that capacity. The legislation also allowed the affected City or County to elect to serve as the Successor Housing Agency.

On January 4, 2012, the City Council adopted a Resolution designating the City as both the Successor Agency and Successor Housing Agency of the Redevelopment Agency of the City of Moorpark. The purpose of both Successor Agencies is to dispose of assets (primarily real property) and pay State approved enforceable obligations such as

debt service and tax increment payments to other taxing entities. In the case of the Housing Successor Agency, the ability to develop affordable housing on real property assets remains but funds in the Low/Moderate Income Housing Fund were forfeited. As a consequence of the dissolution of the City's Redevelopment Agency, a number of objectives were deleted, modified, or moved to a lower priority in FY 2012/2013.

The status of the various priorities and objectives is included in legislative format as part of this report. The City Council Quarterly Report also provides a status on most of these items as well as other staff work efforts. Staff will respond to specific Council questions when this matter is considered.

On February 6, 2013, the City Council received a status report and discussed the current goals and objectives. In addition, the objectives were discussed with the Arts Commission, Parks and Recreation Commission, Library Board, and Planning Commission at two separate joint meetings on April 10 and April 24, 2013. An excerpt of the February 6 minutes is attached.

The objectives in support of the seven adopted goals have been placed in one of three categories based on the projected time needed to complete the objective, as follows:

A. 0 to 2 years
B. 2 to 5 years
C. 5+ years

There are 119 proposed FY 2013/2014 objectives. The current listing of objectives in support of the Top Ten Priorities will be modified when the Council approves the final list. Of the 119 proposed objectives, 83 are in the 0 to 2 years' category, 21 are in the 2 to 5 years' category, and 15 are in the 5+ years' category. There were 122 objectives in FY 2012/2013.

Pursuant to City Council Policies Resolution No. 2013-3176, Policy 1.2: City Council Standing Committees; No. 9. – Items Referred to Committee:

> "At the time the City Council approves annual objectives, it shall decide the staff work for which objectives, if any, will be reviewed by a Standing Committee prior to consideration by the City Council." ....

Currently, only one objective has been assigned to the Finance, Administration, and Public Safety (FAPS) Committee, as follows:

> "Conduct citywide mail ballot to seek increase in assessments for either parks or street lighting and landscaping, or for increased assessments for both."

(Objective IV.A.4 from 2010-2011, 2011-2012, and 2012-2013 Goals and Objectives)

STAFF RECOMMENDATION

Approve Mission Statement, Priorities, Goals and Objectives for Fiscal Year 2013/2014 and determine which, if any, objectives are to be referred to a Standing Committee.

SK:db

Attachments:
1. Proposed Mission Statement, Priorities, Goals and Objectives for FY 2013/2014;
2. List of Potential Objectives (approved by Council 6/20/12 and revised for 5/15/13 Council Meeting); and
3. Excerpt from Approved City Council Regular Meeting Minutes of 2/6/13

S:\City Manager\Everyone\ccagenda\Goals & Obj Agenda Rpt to HCC 2013 0515.doc

CITY OF MOORPARK

Mission Statement, Priorities, Goals, and Objectives

FY 2013/2014

Approved by City Council May 15, 2013

CITY OF MOORPARK
Mission Statement, Priorities, Goals, and Objectives
For FY 2013/2014

CITY MISSION STATEMENT

Striving to preserve and improve the quality of life in Moorpark.

TOP TEN (10) PRIORITIES (The listed items are considered to have equal priority.)

1. Construct new City Hall and Library. (VI.A.1.; VI.A.23.; VII.B.2.)
2. Improve City's watershed protection and flood control capabilities. (VII.A.14., 16. & 17.; VII.C.2.)
3. Comprehensive update of General Plan Land Use, Circulation, Housing and adopt updated OSCAR Elements to insure internal consistency among all elements of the General Plan. (III.A.3. & 8.; VII.A.4. & 24.)
4. Widen Los Angeles Avenue (SR 118) to six travel lanes from Tierra Rejada Road to SR 23 Freeway with a raised median and bus turnouts, and improve Princeton Avenue from Condor Drive west to 1500 feet east of Spring Road. (III.A.1.a), b) & c); III.A.4. & 5.; III.B.4.; III.C.3.)
5. Construct a permanent truck scale facility west of the City. (III.C.1.)
6. Widening of Moorpark Avenue/Walnut Canyon Road from Los Angeles Avenue (SR 118) to north City limits and prepare plans for an alternate route for north/south truck traffic through the City. (III.A.2.; III.A.7.; III.A.8.; III.B.1., 2. & 3.; III.C.4.)
7. Facilitate new commercial development on High Street. Develop and implement program to encourage new multi and single family housing on underutilized sites within the Downtown Specific Plan area and increase the number of affordable housing units. (II.A.1. & 2.; II.B.1. & 2.; II.C.2. & 3.)
8. Increase City's General Fund revenue through enhancement of existing revenue sources including business attraction and retention programs and establishment of additional revenue sources. (IV.A.1., 3., 4., 5. & 8.)
9. Enhance open space and greenbelt areas and determine feasibility of establishing a trail system along the Arroyo Simi and work with other public agencies to develop a comprehensive Arroyo Simi Management Plan that incorporates flood control, habitat preservation/restoration, and recreation components. (III.A.3.; IV.A.3.; VI.A.29.; VII.A.3.; VII.A.22.; VII.B.3.)
10. Promote sustainability and environmental protection in City programs and facilities and inform residents, business owners, developers and contractors about best practices and opportunities for recycling, reuse, water quality, green construction techniques, water and energy conservation, and other sustainability efforts. (III.A.3.; VI.A.6., 11., 19. & 28.; VI.B.3., VII.A.3., 11., 14., & 23.; VII.B.5.)

DEPARTMENTAL GOALS AND OBJECTIVES

The abbreviation used after each objective indicates which department has responsibility for it. If more than one abbreviation is used, the first one shown has primary responsibility for that objective. The abbreviations and corresponding departments used are as follows:

(AS)	**Administrative Services/Deputy City Manager**
(CA)	**City Attorney**
(CD)	**Community Development**
(CE/PW)	**City Engineer/Public Works**
(CM)	**City Manager**
(F)	**Finance**
(PD)	**Police Department**
(PRCS)	**Parks, Recreation and Community Services**

** Denotes those objectives related to an identified Top Ten Priority.

The notations in the left margin indicate whether funding for an objective is included in the budget, as follows:

F Funded
NF Not Funded
SE Staff Effort (Staff effort only without need for additional funding)

I. Expand and encourage community involvement in establishing the general policies of the City and increase the public's understanding of local government operations.

A. 0 to 2 Years

F 1. Complete upgrade of city website that will include improved functionality for interactive communication to promote community engagement, calendar event scheduling and removal, and search functions by January 31, 2014. (AS)

SE 2. Investigate additional online services for the City's new website including new and renewed business registrations, animal licensing, and parking ticket payments. (AS, CD, PW, PRCS & F)

C. 5+ Years

NF 1. Install two additional electronic message signs to further enhance City's public information efforts. (PRCS & AS)

II. Revitalize downtown Moorpark with a focus on High Street and the surrounding business district and residential neighborhoods, which includes consideration of public rail transit, potential for increased residential density, and governmental and related public uses.

A. 0 to 2 Years

NF** 1. Develop program to encourage new multi and single family housing projects on underutilized residential and commercial sites within the Downtown Specific Plan area. (CD)

SE** 2. Evaluate a potential mixed use (residential/commercial) zone within the Downtown Specific Plan area. (CD)

F 3. Construct a public park on Second Street property and open it to the public by March 31, 2014. (PRCS & CE/PW)

B. 2 to 5 Years

NF** 1. Install new street furniture (benches, planters, and trash receptacles) on High Street. (CD & CE/PW)

SE** 2. Process General Plan Amendment, Zone Change, and entitlement process for high density residential project for property at Moorpark Avenue and Everett Street. (CD)

C. 5+ Years

NF 1. Install raised median with landscaping on Princeton Avenue from Spring Road to approximately 1,500 feet east of Spring Road. (CE/PW & CD)

NF** 2. Prepare a Commercial Façade Improvement Program to assist with architectural improvements within the Downtown Specific Plan area. (CD)

NF** 3. Develop phasing plan and construct selected portions of the High Street Streetscape Plan. (CD, CE/PW & PRCS)

III. Improve traffic circulation and mitigate impacts on the movement of traffic through the City and enhance trail, bicycle and pedestrian facilities.

A. 0 to 2 Years

** 1. Work with Caltrans to complete a number of projects including: (CE/PW)

F** a) Obtain Caltrans approval for construction of a raised median on Los Angeles Avenue from west city limits to SR 23 Freeway.

SE** b) Improve traffic signal synchronization for Princeton Avenue at SR 118 ramps and Condor Drive.

F** c) Widen south side of Los Angeles Avenue between Maureen Lane and Shasta Avenue by October 31, 2013.

F** 2. Confer with Caltrans and work with developer to complete grading of Alternate SR 23 and North Hills Parkway within Specific Plan No. 2. Grading of Alternate SR 23 will include trail linkage between City and Happy Camp Canyon Regional Park. (CD & CE/PW)

SE** 3. Prepare Trails Master Plan as part of OSCAR Element of the General Plan. (CD, PRCS & CE/PW)

F** 4. Work with Caltrans to complete design and acquire right-of-way to widen Los Angeles Avenue between Spring Road and Moorpark Avenue. (CE/PW)

F** 5. Acquire right-of-way, prepare design and commence construction of Princeton Avenue from Condor Drive west to 1,500 feet east of Spring Road by October 31, 2014. (CE/PW)

F 6. Assist SCRRA to construct improvements to Spring Road north and south of the railroad including construction of a raised median to accommodate additional railroad crossing safety devices by March 31, 2014. (CE/PW)

F** 7. Confer with Caltrans and prepare required Project Study Reports (PSRs) and environmental document for North Hills Parkway. Evaluate potential funding options for portion of improvements not developer funded. Proceed with preliminary design of planned railroad undercrossing. (CE/PW & CD)

SE** 8. Prepare environmental documentation and an amendment to the Circulation Element for Moorpark Avenue (SR 23) between Casey Road and Los Angeles Avenue (SR 118) as an arterial street by March 31, 2014. (CD & CE/PW)

SE 9. Determine feasibility of constructing a sidewalk on Arroyo Drive from Collins Drive to east City limits, and in conjunction with City of Simi Valley and County of Ventura, pedestrian and bike connections between Collins Drive and Madera Road. (CE/PW)

SE 10. Develop a plan and cost estimates to comply with Federal Traffic Sign law. (CE/PW)

SE 11. Evaluate options to provide a continuous Class II bike lane on Campus Park Drive between Princeton Avenue and Beragan Street. (CE/PW)

F 12. Complete the right-of-way acquisition needed for the east side Spring Road widening project from south of Flinn Avenue to a point south of Los Angeles Avenue and then proceed with project construction. (CE/PW)

B. 2 to 5 Years

SE** 1. Coordinate efforts of various developers to construct improvements to Walnut Canyon Road (SR 23) from Casey Road to north City limits to provide lane widening, paved shoulders, and striped median. (CE/PW)

SE** 2. Confer with Caltrans and evaluate potential funding options for improvement of Alternate SR 23. (CE/PW & CD)

F** 3. Determine the feasibility of new and/or revised connections to the SR 23/118 freeways west of Princeton Avenue to facilitate the possible construction of roadways to connect to Broadway Road and/or North Hills Parkway. (CE/PW)

SE** 4. Develop conceptual design plans to modify the intersection of Condor Drive (south), Princeton Avenue and Virginia Colony Place. (CE/PW)

C. 5+ Years

SE** 1. Work with VCTC, CHP, Caltrans, and County of Ventura to site a permanent truck scale facility west of the City. (CE/PW & ACM)

F 2. Work with Caltrans to construct improvements at the eastbound and westbound Collins Drive at SR 118 freeway ramps. (CE/PW)

SE** 3. Consider feasibility of pedestrian bridge on Los Angeles Avenue (SR 118) in vicinity of Moorpark Avenue. (CE/PW)

NF** 4. Realign the intersection of Poindexter Avenue / First Street at Moorpark Avenue (SR 23). (CE/PW & CD)

SE 5. Assist SCRRA with construction of modifications to the Arroyo Drive railroad crossing. (CE/PW)

SE 6. Work with VCTC, SCAG, and Caltrans to process environmental review and complete project design for widening of SR 118 and SR 118/SR 23 connection bridges east of Los Angeles Avenue. (CE/PW, CD & CM)

IV. Strengthen the City's fiscal stability and long-range financial growth.

A. 0 to 2 Years

SE** 1. Develop proposed Business License Program for consideration by the City Council. (F & CD)

SE 2. Develop an equitable basis for requiring all new development projects to provide Affordable Housing units and/or pay in lieu fees. (CD)

SE** 3. Evaluate potential uses for parcels on the north side of the Arroyo Simi that were deeded to City by SDI. (CD, CE/PW & PRCS)

SE** 4. Conduct citywide mail ballot to seek increase in assessments for either parks or street lighting and landscaping, or for increased assessments for both. (F, CE/PW, PRCS & AS)

SE** 5. Prepare 5 Year Revenue/Expenditure Projections for all major Funds by March 31, 2014. (F & CM)

SE 6. In conjunction with other affected cities, seek to modify current State law (SB 716) to allow continued use of Transportation Development Act (TDA) funds for street purposes after July 1, 2014. (AS & CE/PW)

SE 7. Update Equipment Replacement Fund depreciation schedules and fixed assets list by June 30, 2014. (F)

SE** 8. Develop a formal Economic Development Program for presentation to City Council by December 31, 2013. (CD & CM)

V. Reduce the potential for juvenile crime through intervention and prevention efforts.

A. 0 to 2 Years

SE 1. Plan and implement the DUI prevention program "Every 15 Minutes" on the Moorpark High School campus. (PD)

B. 2 to 5 Years

NF 1. Develop a Youth Master Plan in collaboration with the various agencies that serve Moorpark youth, including MUSD and Moorpark Boys and Girls Club, and interested residents to identify existing needs, services and programs, including but not limited to the expansion needs of the Moorpark Boys and Girls Club. (PRCS)

VI. Enhance the delivery of services and expand program efficiencies.

A. 0 to 2 Years

F** 1. Develop conceptual design proposal and process Civic Center Master Plan including EIR for new City Hall, council chambers, and other government offices and Library by June 30, 2014. (PRCS, CD & CM)

NF 2. Complete initial phase of a unified filing system for all City files, consisting of a complete listing of all departmental files, and an updated electronic records retention schedule that conforms to federal and state law by June 30, 2014. (AS)

F 3. Complete construction of second access to south Metrolink parking lot from First Street by June 30, 2014. (CE/PW & CD)

NF 4. Install lighting at east parking lots, soccer fields, and multi-purpose court at Arroyo Vista Community Park [AVCP]. (PRCS)

SE 5. Prepare a Parks/Facilities Capital Improvement Program for presentation to City Council by December 31, 2013. (PRCS)

F** 6. Install the second phase of a centralized irrigation system for City facilities, parks and landscape maintenance districts by June 30, 2014. (PRCS)

SE 7. Install a computerized Crisis Information Management System in the City's EOC by March 31, 2014. (AS)

SE 8. Evaluate existing financial policies and procedures and consolidate them as part of City Council Policies Resolution by October 31, 2013. (F & CM)

SE 9. Analyze alternatives to better utilize the roller hockey court at Arroyo Vista Community Park as a multi-purpose court and consider options as part of Capital Improvement Program adoption. (PRCS)

NF 10. Evaluate feasibility including legal, financial, and operational issues for City to consider possible provision of water and wastewater services. (CE/PW & CM)

SE** 11. Develop a plan to reduce the amount of turf in City parks by ten percent (10%) by March 31, 2014. (PRCS)

SE 12. Seek grant funding for installation of universally accessible play equipment. (PRCS)

F	13.	Evaluate options for second location for vehicular access to Arroyo Vista Community Park for consideration by the City Council by January 31, 2014. (CE/PW, CD & PRCS)
SE	14.	Develop a comprehensive Capital Improvement Program document. (CE/PW & PRCS)
SE	15.	Develop a policy for parkway and parkway tree maintenance on residential streets. (CE/PW)
SE	16.	Evaluate feasibility of performing pavement crack sealing work with in-house staff by December 31, 2013. (CE/PW)
SE	17.	Develop options and potential funding sources to provide a facility for either or both free-style bicycle and BMX riders as part of Capital Improvement Program adoption. (PRCS)
SE	18.	Develop rules for use of Country Club Estates and Meridian Hills equestrian staging areas. (PRCS)
SE**	19.	Evaluate a policy and standards for use of more energy efficient street lights on public and private streets in new developments. (CE/PW & CD)
F	20.	Establish a demonstration project for extended weekday hours and Saturday service for the City's fixed route and Dial-a-Ride programs upon approval by Federal Transit Administration. (CE/PW)
F	21.	Construct ADA compliant pedestrian access from Moorpark Avenue to all buildings at City's Community Center and improve the bus stop. (PRCS & CE/PW)
F	22.	Prepare an updated Pavement Management System and associated projections for maintenance and improvement costs by June 30, 2014. (CE/PW)
F**	23.	Present a report to the City Council on feasibility of retaining the current library building and expanding it at its current location by March 31, 2014. (PRCS & CM)
SE	24.	Plan and implement an annual program evaluating and addressing security issues for all schools within the City. (PD)
SE	25.	Evaluate potential use of license plate readers [LPR]. (PD)
SE	26.	Update City's Engineering Policies and Standards by June 30, 2014. (CE/PW & AS)

SE 27. Adopt City Film Ordinance by December 31, 2013. (CD, CE/PW & CM)

SE** 28. Evaluate potential requirement for use of pervious pavement on new private and public projects. (PRCS, CD & CE/PW)

SE** 29. Evaluate options for Joint Powers Agreement (JPA) with other public agencies for purchase and management of open space properties. (PRCS, CD & CM)

F 30. Construct sidewalks on one side of certain streets in industrial zoned areas to provide a safe path for pedestrians and to encourage walking. (CE/PW, PRCS & CD)

B. 2 to 5 Years

SE 1. Consider options for funding construction and maintenance of a community aquatic facility. (PRCS)

NF 2. Comprehensive update of City's Classification Plan and Job Descriptions. (AS)

SE** 3. Determine feasibility of purchasing existing City street lights and converting them to a more energy efficient lighting source. (CE/PW & F)

NF 4. Purchase and install electrical generators to serve the Active Adult Center, Arroyo Vista Recreation Center offices, and the Moorpark Public Services Facility. (PRCS)

NF 5. Construct a wood ball wall at a selected City park. (PRCS)

SE 6. Prepare a Senior Adult Master Plan. (PRCS)

SE 7. Evaluate options for re-use of City Hall Administration Building. (PRCS & CM)

C. 5+ Years

NF 1. Expand Arroyo Vista Community Park gym. (PRCS)

NF 2. Install outdoor fitness equipment at one or more parks. (PRCS)

NF 3. Install a Frisbee golf course at a city park. (PRCS)

VII. Reinforce and enhance Moorpark's attractive community character and safeguard its desirable resources.

A. 0 to 2 Years

SE 1. Plan and conduct an emergency response exercise involving the City Council and community organizations. (AS & PD)

SE 2. Develop policies and program guidelines for use of Art in Public Places and Tree and Landscape fees by June 30, 2014. (PRCS & CD)

SE** 3. Develop options to enhance open space and greenbelt areas to include at a minimum: (1) strengthening the Tierra Rejada greenbelt agreement; and (2) consideration of adding new formal greenbelt(s) and agreement(s) for the areas north and south of the Ronald Reagan Freeway (SR 118) near the east end of the City of Moorpark and the west end of the City of Simi Valley plus contiguous unincorporated Ventura County and west of the City limits (Los Posas) for consideration by the City Council. (CD & CM)

F** 4. Prepare a comprehensive update of all General Plan Elements with special emphasis on Land Use, OSCAR, Housing and Circulation Elements and insure internal consistency among all General Plan Elements. Consider creation of a Natural Open Space land use designation and the city's vision for land within the City's Area of Interest as part of the Land Use Element. Present Land Use and Circulation Elements to the City Council by September 30, 2013. Present OSCAR Element to City Council by March 31, 2014. Upon adoption of any General Plan Amendments, prepare necessary changes to the Zoning Ordinance to insure conformity and consistency with the General Plan. (CD)

SE 5. Process amendments to City Zoning Ordinance including definitions, non-conforming uses, and overall internal consistency for presentation to the City Council by December 31, 2013. (CD)

SE 6. Evaluate funding sources for undergrounding of utility lines throughout the City. (CE/PW)

NF 7. Select location, design and construct a water spray attraction at one or more selected City Parks. (PRCS)

F 8. Consider items of public art for Police Services Center, Arroyo Vista Recreation Center, High Street Post Office, and Train Station by June 30, 2014. (PRCS)

NF 9. Modify and upgrade wall treatment and enhance landscaping on north side of Los Angeles Avenue (SR 118) between Millard Avenue and Spring Road. (PRCS & CD)

NF 10. Landscape excess right-of-way on southeast corner of Tierra Rejada Road and Moorpark Road and install standard curb and gutter. (PRCS & CE/PW)

NF** 11. Develop a Tree Master Plan including tree inventory and mapping by June 30, 2014. (PRCS)

SE 12. Evaluate feasibility of expanding security camera systems to additional locations. (PRCS, AS, CM & PD)

SE 13. Evaluate feasibility of expanding activities for CERT trained community members. (AS & PD)

F** 14. Update City's 1995 Master Drainage Plan and incorporate needed improvements into Capital Improvement Program. (CE/PW & CD)

F 15. Underground existing electrical lines on north side of Los Angeles Avenue in the vicinity of the Arroyo Simi Bridge by June 30, 2014. (CE/PW)

SE** 16. In conjunction with the Ventura County Watershed Protection District, prepare conceptual plans and evaluate potential funding for Arroyo Simi improvements determined necessary by the FIRM update; and evaluate the adequacy of existing facilities, determine what improvements are needed, and develop a funding program to protect downstream properties during 100 year storm events for:

a) Happy Camp Canyon Drain
b) Strathearn Drain
c) Canyon No. 2 Drain
d) Gabbert Canyon Drain, and
e) Walnut Canyon Drain

(CE/PW)

SE** 17. Work with owner of Villa Del Arroyo Mobile Home Park to resolve drainage issues. (CE/PW)

SE 18. Evaluate options for partial development, sale or continued lease of Buttercreek Park by June 30, 2014. (PRCS & CM)

SE 19. Evaluate feasibility of constructing park facilities on remnant property west of post office. (CD & PRCS)

SE 20. Develop a conceptual plan and cost estimates for a formal walking path around the perimeter of Arroyo Vista Community Park. (PRCS)

SE 21. Work with Ventura County Fire Protection District to consider siting a fire station in the Campus Park area of the City. (PRCS & CM)

SE** 22. Develop options for use of 80-acre City owned open space parcel in the Tierra Rejada Valley for consideration by the City Council by June 30, 2014. (PRCS & CM)

NF** 23. Prepare a demonstration project with community involvement for replacement of turf with native landscaping by June 30, 2014. (PRCS)

F** 24. Prepare a commercial demand study as part of the General Plan update. (CD & CM)

F 25. Train selected deputies and purchase/update needed equipment to allow for enforcement of Vehicle Code for commercial vehicles. (PD)

SE 26. Develop conceptual design plan and cost estimates for widening the access road within Arroyo Vista Community Park (AVCP) to accommodate bike lanes/paths and sidewalks. (PRCS & CE/PW)

SE 27. Prepare and process required Property Management Plan (Plan) for disposition of applicable former Moorpark Redevelopment Agency owned properties for submittal to California Department of Finance by September 20, 2013. (CD, F & CM)

B. 2 to 5 Years

NF 1. Establish Underground Utility District to underground electrical transmission lines on Los Angeles Avenue (SR 118) from Shasta Avenue to Millard Street. (CE/PW)

SE** 2. As part of new City Hall project, establish Civic Hall of Fame to recognize city enhancement efforts by individuals and organizations. (AS)

SE** 3. Work with property owners within the unincorporated area on both sides of Los Angeles Avenue to improve west City entry. (CD & CM)

SE 4. Evaluate feasibility of relocating the Metrolink layover facility. (CD & CE/PW)

NF** 5. Develop design plan to refurbish median landscaping and hardscape on Tierra Rejada Road from Spring Road to Los Angeles Avenue and Campus Park Drive from Princeton Avenue to Collins Drive including cost estimates, financing, phasing and water conservation measures. (PRCS & CE/PW)

SE 6. Evaluate feasibility of establishing a community garden program including identification of a preferred location. (PRCS)

NF 7. Work with Caltrans to install additional landscape improvements at the SR 23 / Tierra Rejada Road interchange and Princeton Avenue SR 118 freeway ramps. (PRCS & CE/PW)

C. 5+ Years

NF 1. Landscape north side of Poindexter Avenue from Gabbert Road east to vicinity of Chaparral School. (PRCS, CE/PW & CD)

NF** 2. Prepare design for extension of Fremont drain north of Los Angeles Avenue. (CE/PW)

NF 3. Update Parks and Recreation Master Plan. (PRCS)

M:\DBroussalian\M\WORD\CITYMGR\Objectives 2013-2014 APPROVED by HCC 2013 0515.doc

CITY OF MOORPARK
Regional Map

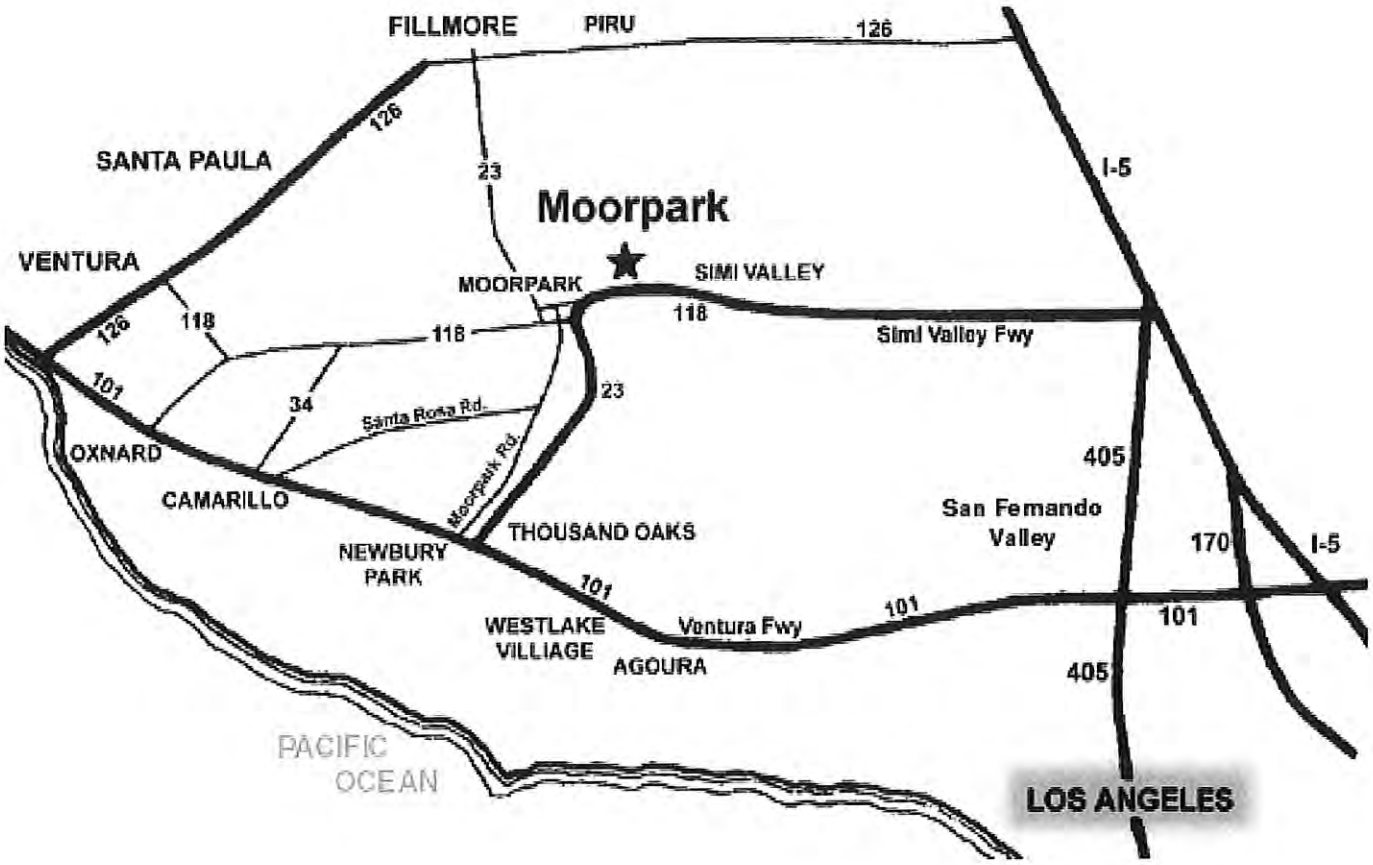

CITY OF MOORPARK
PROFILE AND HISTORY
FY 2013/14 BUDGET

PROFILE OF THE CITY OF MOORPARK

The City provides a full range of services to its residents with a total regular full-time staff of about 55 and part-time staff of approximately 43 employees. Major services such as police (contracted with Ventura County Sheriff), attorney, development engineering and inspection, building and safety plan check/inspection, transit, street sweeping and landscape maintenance are provided through contractual arrangements. In addition, fire protection is provided by the Ventura County Fire Protection District. The City provides services such as emergency management, redevelopment, housing, planning, code compliance, recreation programs, vector/animal control, park and facilities maintenance, street maintenance, city engineering, crossing guard and administrative management services with city employees.

HISTORY OF THE CITY OF MOORPARK

In 1887, Robert W. Poindexter was granted title to the present site of Moorpark. He named the City after the Moorpark apricot which grew throughout the valley. Poindexter plotted Moorpark city streets and planted Pepper trees in the downtown area. The City of Moorpark was incorporated in 1983 as the tenth city of Ventura County with a Council-Manager form of government. The Mayor is elected at large to serve a two-year term. The four Council Members are elected at large to serve staggered four-year terms. The size of the City was 12.36 square miles with a population of about 10,000 at incorporation and is currently at 12.6 square miles with a population of 34,904 (Provided by the California Department of Finance as of January 1, 2013). Moorpark is recognized for having the lowest number of serious crimes committed in Ventura County and is one of the safest cities of its size in the United States.

CITY OF MOORPARK
Statistical Information
FY 2013/14

Date of Incorporation	July 1, 1983
City Logo	Apricot Blossom
Type of City	General Law
Form of Government	Council/Manager
Estimated Population	34,904 (January 1, 2013)
Area	12.6 square miles
Miles of Streets	79 miles
Recreation Facilities	Arroyo Vista Recreation Center Community Center
Parks	18 (153.3 acres)
Transportation	City Bus; Dial-a-Ride; Beach Bus; Metrolink; VISTA
Public Elementary and Secondary Schools	Moorpark Unified School District; Moorpark College
Utilities	
Water System	Ventura County Water Works
Sewerage System	Ventura County Water Works
Refuse Haulers	Moorpark Rubbish Disposal; G.I. Industries/Waste Management
Gas	Southern California Gas Co.
Electricity	Southern California Edison Co.
Telephone	AT&T
Police Services	Ventura County Sheriff
Fire Services	Ventura County Fire District
Libraries	1 – Total Circulation = 98,505
Local Media	
Newspaper	Acorn, Ventura County Star, Daily News, Los Angeles Times
Radio	KCLU, 88.3 FM Ventura County
Cable Companies	Time/Warner Cable
Television Stations	Government Channel 10

City of Moorpark
Direct and Overlapping Bonded Debt
As of Fiscal Year 2011-2012

2011-2012 Assessed Valuation:	$ 4,781,332,846
Redevelopment Agency Incremental Valuation:	641,853,266
Adjusted Assessed Valuation:	$ 4,139,479,580

Direct and Overlapping Tax and Assessment Debt:	Percent Applicable	Overlapping Debt June 30, 2012
Metropolitan Water District	0.232%	455,984
Ventura Community College District	4.373%	13,594,288
Conejo Valley Unified School District	0.018%	4,664
Moorpark Unified School District	92.126%	54,363,537
City of Moorpark Community Facilities District No. 97-1	100.000%	5,720,000
City of Moorpark Community Facilities District No. 2004-1	100.000%	23,365,000
City of Moorpark 1915 Act Bonds	100.000%	1,330,000
Total Direct and Overlapping Tax & Assessment Debt		$ 98,833,473
Overlapping General Fund Obligation Debt:		
Ventura County General Fund Obligations	4.372%	$ 4,098,313
Ventura County Superintendent of Schools Certificates of Participation	4.372%	518,738
Moorpark Unified School District Certificates of Participation	92.126%	7,646,458
Total Overlapping General Fund Obligation Debt		$ 12,263,509
Combined Total Debt*		$ 111,096,982

* Excludes tax and revenue anticipation notes, revenue, mortgage revenue and tax allocation bonds and non-bonded capital lease obligations.

Note: The direct and overlapping bonded debt above is not the City of Moorpark's or the Successor Agency to the Redevelopment Agency of the City of Moorpark's obligation.

Source: California Municipal Statistics, Inc.

CITY OF MOORPARK
FY 2013/14 BUDGET

REVENUE/EXPENDITURE BUDGET COMPARISON WITH AREA CITIES IN VENTURA COUNTY

(Source: Internet - City Originally Adopted Budgets for FY 2012/13)

City		General Fund Budget	Total Budget	Population 1/1/2013	General Fund Per Capita Spending
Moorpark	Revenues	$ 15,846,415	$ 36,905,596	34,904	$ 472.08
	Expenditures	$ 16,477,588	$ 54,259,214		
Camarillo	Revenues	$ 31,500,333	$ 85,487,298	66,428	$ 380.15
	Expenditures	$ 25,252,925	$ 107,891,032		
Ojai	Revenues	$ 7,322,136	$ 12,318,233	7,548	$ 990.57
	Expenditures	$ 7,476,798	$ 12,472,895		
Oxnard	Revenues	$ 108,737,658	$ 323,511,952	200,855	$ 541.37
	Expenditures	$ 108,737,658	$ 348,169,926		
Port Hueneme	Revenues	$ 17,664,687	$ 48,662,082	22,024	$ 818.97
	Expenditures	$ 18,036,892	$ 53,489,279		
Santa Paula	Revenues	$ 11,386,452	$ 32,901,877	29,953	$ 374.17
	Expenditures	$ 11,207,400	$ 30,211,510		
Simi Valley	Revenues	$ 61,319,200	$ 150,536,000	125,558	$ 514.01
	Expenditures	$ 64,538,400	$ 186,448,200		
Thousand Oaks	Revenues	$ 63,186,491	$ 160,371,231	128,143	$ 518.85
	Expenditures	$ 66,487,485	$ 166,188,925		
Ventura	Revenues	$ 85,778,005	$ 222,392,443	108,294	$ 792.08
	Expenditures	$ 85,778,005	$ 222,392,443		

CITY OF MOORPARK
SALARY SCHEDULE
PER RESOLUTION 2013-3210

Non-Competitive Service Positions	Range	Hourly Range		Bi-Weekly Range		Monthly Range	
City Manager	99	79.41	106.82	6,353	8,546	13,764	18,515
Assistant City Manager	91	65.18	87.66	5,214	7,013	11,298	15,194
Deputy City Manager	89	62.04	83.45	4,963	6,676	10,754	14,465
Administrative Services Director	87	59.05	79.41	4,724	6,353	10,235	13,764
City Engineer / Public Works Director	87	59.05	79.41	4,724	6,353	10,235	13,764
Community Development Director	87	59.05	79.41	4,724	6,353	10,235	13,764
Public Works Director	87	59.05	79.41	4,724	6,353	10,235	13,764
Parks and Recreation Director	83	53.50	71.95	4,280	5,756	9,273	12,471
Assistant to City Manager / City Clerk	83	53.50	71.95	4,280	5,756	9,273	12,471
Finance Director	83	53.50	71.95	4,280	5,756	9,273	12,471
Planning Director	83	53.50	71.95	4,280	5,756	9,273	12,471
Assistant City Engineer	77	46.13	62.04	3,690	4,963	7,996	10,754
Parks and Landscape Manager	77	46.13	62.04	3,690	4,963	7,996	10,754
Planning Manager	77	46.13	62.04	3,690	4,963	7,996	10,754
Redevelopment Manager	77	46.13	62.04	3,690	4,963	7,996	10,754
Senior Civil Engineer	77	46.13	62.04	3,690	4,963	7,996	10,754
Budget and Finance Manager	75	43.91	59.05	3,513	4,724	7,611	10,235
Administrative Services Manager	71	39.77	53.50	3,182	4,280	6,893	9,273
Assistant to City Manager	71	39.77	53.50	3,182	4,280	6,893	9,273
Finance / Accounting Manager	71	39.77	53.50	3,182	4,280	6,893	9,273
Information Systems Manager	71	39.77	53.50	3,182	4,280	6,893	9,273
Recreation / Community Service Manager	71	39.77	53.50	3,182	4,280	6,893	9,273
Accountant II	67	36.04	48.47	2,883	3,878	6,247	8,401
Associate Civil Engineer	67	36.04	48.47	2,883	3,878	6,247	8,401
City Clerk	67	36.04	48.47	2,883	3,878	6,247	8,401
Landscape / Parks Maintenance Superintendent	67	36.04	48.47	2,883	3,878	6,247	8,401
Principal Planner	67	36.04	48.47	2,883	3,878	6,247	8,401
Public Works Superintendent / Inspector	67	36.04	48.47	2,883	3,878	6,247	8,401
Recreation Superintendent	67	36.04	48.47	2,883	3,878	6,247	8,401
Senior Information Systems Analyst	67	36.04	48.47	2,883	3,878	6,247	8,401
Senior Management Analyst	67	36.04	48.47	2,883	3,878	6,247	8,401
Accountant I	62	31.85	42.83	2,548	3,426	5,521	7,424
Active Adult Center Supervisor	62	31.85	42.83	2,548	3,426	5,521	7,424
Assistant City Clerk	62	31.85	42.83	2,548	3,426	5,521	7,424
Assistant Engineer	62	31.85	42.83	2,548	3,426	5,521	7,424
Code Compliance Supervisor	62	31.85	42.83	2,548	3,426	5,521	7,424
Human Resources Analyst	62	31.85	42.83	2,548	3,426	5,521	7,424
Information Systems Analyst	62	31.85	42.83	2,548	3,426	5,521	7,424
Management Analyst	62	31.85	42.83	2,548	3,426	5,521	7,424
Parks and Facilities Supervisor	62	31.85	42.83	2,548	3,426	5,521	7,424
Public Works Supervisor	62	31.85	42.83	2,548	3,426	5,521	7,424
Recreation Supervisor	62	31.85	42.83	2,548	3,426	5,521	7,424

CITY OF MOORPARK
SALARY SCHEDULE
PER RESOLUTION 2013-3210

Competitive Service Positions	Range	Hourly Range		Bi-Weekly Range		Monthly Range	
Associate Planner	59	29.58	39.77	2,366	3,182	5,127	6,893
Human Resources Specialist	59	29.58	39.77	2,366	3,182	5,127	6,893
Recreation Specialist	59	29.58	39.77	2,366	3,182	5,127	6,893
Vector / Animal Control Specialist	59	29.58	39.77	2,366	3,182	5,127	6,893
Assistant Planner II	56	27.47	36.95	2,198	2,956	4,761	6,405
Administrative Specialist	53	25.50	34.31	2,040	2,745	4,420	5,947
Executive Secretary	53	25.50	34.31	2,040	2,745	4,420	5,947
Human Resources Assistant	53	25.50	34.31	2,040	2,745	4,420	5,947
Recreation Coordinator III	53	25.50	34.31	2,040	2,745	4,420	5,947
Senior Account Technician	53	25.50	34.31	2,040	2,745	4,420	5,947
Code Compliance Technician II	51	24.27	32.64	1,942	2,611	4,207	5,658
Account Technician II	51	24.27	32.64	1,942	2,611	4,207	5,658
Active Adult Center Coordinator	51	24.27	32.64	1,942	2,611	4,207	5,658
Assistant Planner I	51	24.27	32.64	1,942	2,611	4,207	5,658
Deputy City Clerk II	51	24.27	32.64	1,942	2,611	4,207	5,658
Information Systems Technician II	51	24.27	32.64	1,942	2,611	4,207	5,658
Facilities Technician	49	23.10	31.08	1,848	2,486	4,004	5,387
Administrative Assistant	48	22.55	30.32	1,804	2,426	3,909	5,255
Community Services Technician	48	22.55	30.32	1,804	2,426	3,909	5,255
Deputy City Clerk I	48	22.55	30.32	1,804	2,426	3,909	5,255
Vector / Animal Control Technician	48	22.55	30.32	1,804	2,426	3,909	5,255
Recreation Coordinator II	47	22.01	29.58	1,761	2,366	3,815	5,127
Senior Maintenance Worker	47	22.01	29.58	1,761	2,366	3,815	5,127
Account Technician I	46	21.45	28.85	1,716	2,308	3,718	5,001
Information Systems Technician I	46	21.45	28.85	1,716	2,308	3,718	5,001
Administrative Secretary	45	20.93	28.16	1,674	2,253	3,628	4,881
Community Development Technician	45	20.93	28.16	1,674	2,253	3,628	4,881
Code Compliance Technician I	43	19.93	26.80	1,594	2,144	3,455	4,645
Maintenance Worker III	43	19.93	26.80	1,594	2,144	3,455	4,645
Crossing Guard Supervisor	41	18.97	25.50	1,518	2,040	3,288	4,420
Records Clerk	41	18.97	25.50	1,518	2,040	3,288	4,420
Secretary II	41	18.97	25.50	1,518	2,040	3,288	4,420
Maintenance Worker II	39	18.06	24.27	1,445	1,942	3,130	4,207
Recreation Coordinator I	39	18.06	24.27	1,445	1,942	3,130	4,207
Teen Coordinator	39	18.06	24.27	1,445	1,942	3,130	4,207
Account Clerk II	38	17.61	23.67	1,409	1,894	3,052	4,103
Account Clerk I	34	15.96	21.45	1,277	1,716	2,766	3,718
Laborer / Custodian IV	34	15.96	21.45	1,277	1,716	2,766	3,718
Recreation Leader IV	34	15.96	21.45	1,277	1,716	2,766	3,718
Secretary I	33	15.56	20.93	1,245	1,674	2,697	3,628
Recreation Assistant	32	15.19	20.42	1,215	1,634	2,633	3,539
Maintenance Worker I	31	14.81	19.93	1,185	1,594	2,567	3,455
Receptionist	31	14.81	19.93	1,185	1,594	2,567	3,455
Office Assistant III	29	14.10	18.97	1,128	1,518	2,444	3,288
Office Assistant II	24	12.46	16.76	997	1,341	2,160	2,905

Position	Employee Name	Percent	Account	Department	Dept
FULL TIME					
Administrative Services:					
Human Resources Analyst	Archer, Joan	100.000%	1000-3110-0000	Human Resources/Risk Management	ASD
Sr. Information Systems Analyst	Beltchev, Atanas	100.000%	1000-3120-0000	Information System/Cable TV	ASD
City Clerk	Benson, Maureen	100.000%	1000-3100-0000	City Clerk	ASD
Sr. Management Analyst	Davis, Teri	50.000%	1000-2210-0000	Emergency Management	ASD
Sr. Management Analyst	Davis, Teri	50.000%	1000-3110-0000	Human Resources/Risk Management	ASD
Deputy City Clerk II	Garza, Blanca	100.000%	1000-3100-0000	City Clerk	ASD
Sr. Information Systems Analyst	Johnston, Melody	100.000%	1000-3120-0000	Information System/Cable TV	ASD
Administrative Services Manager	Mellon, Jennifer	40.000%	1000-3120-0000	Information System/Cable TV	ASD
Administrative Services Manager	Mellon, Jennifer	25.000%	1000-3160-0000	Administrative Services Admin	ASD
Administrative Services Manager	Mellon, Jennifer	35.000%	1010-7640-0000	Library	ASD
Administrative Assistant	Figueroa, Joyce	20.000%	1000-3100-0000	City Clerk	ASD
Administrative Assistant	Figueroa, Joyce	40.000%	1000-3110-0000	Human Resources/Risk Management	ASD
Administrative Assistant	Figueroa, Joyce	20.000%	1000-3120-0000	Information System/Cable TV	ASD
Administrative Assistant	Figueroa, Joyce	20.000%	1000-3160-0000	Administrative Services Admin	ASD
Deputy City Manager	Traffenstedt, Deborah	20.000%	1000-3100-0000	City Clerk	ASD
Deputy City Manager	Traffenstedt, Deborah	40.000%	1000-3110-0000	Human Resources/Risk Management	ASD
Deputy City Manager	Traffenstedt, Deborah	10.000%	1000-3120-0000	Information System/Cable TV	ASD
Deputy City Manager	Traffenstedt, Deborah	30.000%	1000-3160-0000	Administrative Services Admin	ASD
Community Development:					
Community Development Director	Bobardt, David	40.000%	2200-6100-0000	Community Development Admin	CD
Community Development Director	Bobardt, David	10.000%	2200-6430-0000	Code Compliance	CD
Community Development Director	Bobardt, David	50.000%	2200-6440-0000	Planning	CD
Assistant Planner I	Carrillo, Freddy	100.000%	2200-6440-0000	Planning	CD
Administrative Specialist	Oehler, Tracy	40.000%	2200-6100-0000	Community Development Admin	CD
Administrative Specialist	Oehler, Tracy	10.000%	2200-6430-0000	Code Compliance	CD
Administrative Specialist	Oehler, Tracy	50.000%	2200-6440-0000	Planning	CD
Principal Planner	Fiss, Joseph	25.000%	2200-6430-0000	Code Compliance	CD
Principal Planner	Fiss, Joseph	75.000%	2200-6440-0000	Planning	CD
Receptionist	Nicola, Yvonne	100.000%	1000-6100-0000	Community Development	CD
Code Compliance Technician II	Riley, Mario	75.000%	2200-6430-0000	Code Compliance	CD
Code Compliance Technician II	Riley, Mario	25.000%	2201-6430-0000	Code Compliance	CD
Principal Planner	Vacca, Joe	100.000%	2200-6440-0000	Planning	CD
City Manager's Office:					
City Manager	Kueny, Steve	100.000%	1000-2100-0000	City Manager	CM
Redevelopment Manager	Moe, David	75.000%	1000-2411-0000	Ecomonic Development	CM
Redevelopment Manager	Moe, David	25.000%	2201-2430-0000	City Housing	CM
Administrative Secretary	Priestley, Kathy	50.000%	1000-2411-0000	Ecomonic Development	CM
Administrative Secretary	Priestley, Kathy	50.000%	2201-2430-0000	City Housing	CM
Assistant City Manager	Riley, Hugh	20.000%	1000-2100-0000	City Manager	CM
Assistant City Manager	Riley, Hugh	65.000%	2800-2100-0000	Endowment	CM
Assistant City Manager	Riley, Hugh	10.000%	2501-2100-0000	LA AOC	CM
Assistant City Manager	Riley, Hugh	5.000%	2151-2100-0000	Arts	CM
Finance:					
Finance Director	Ahlers, Ron	100.000%	1000-5110-0000	Finance	FD
Account Technician I	Dever, Hiromi	100.000%	1000-5110-0000	Finance	FD
Secretary I	Iverson, Josha	100.000%	1000-5110-0000	Finance	FD
Budget/Finance Manager	Lumbad, Irmina	100.000%	1000-5110-0000	Finance	FD
Account Technician I	Mesa, Elizabeth	100.000%	1000-5110-0000	Finance	FD
Sr. Account Technician	Ritchie-Rojas, Laura	100.000%	1000-5110-0000	Finance	FD

Position	Employee Name	Percent	Account	Department	Dept
Parks, Recreation and Community Services:					
Administrative Assistant	Anderson, Patty	40.000%	1000-7100-0000	Community Services Admin	PRCS
Administrative Assistant	Anderson, Patty	10.000%	1000-7620-0000	Facilities	PRCS
Administrative Assistant	Anderson, Patty	0.645%	2300-7900-7901	Lighting/Landscaping	PRCS
Administrative Assistant	Anderson, Patty	0.095%	2301-7900-7901	Parkways & Medians Zone 1	PRCS
Administrative Assistant	Anderson, Patty	0.224%	2302-7900-7901	Parkways & Medians Zone 2	PRCS
Administrative Assistant	Anderson, Patty	0.007%	2303-7900-7901	Parkways & Medians Zone 3	PRCS
Administrative Assistant	Anderson, Patty	0.034%	2304-7900-7901	Parkways & Medians Zone 4	PRCS
Administrative Assistant	Anderson, Patty	0.306%	2305-7900-7901	Parkways & Medians Zone 5	PRCS
Administrative Assistant	Anderson, Patty	0.002%	2306-7900-7901	Parkways & Medians Zone 6	PRCS
Administrative Assistant	Anderson, Patty	0.054%	2307-7900-7901	Parkways & Medians Zone 7	PRCS
Administrative Assistant	Anderson, Patty	0.095%	2308-7900-7901	Parkways & Medians Zone 8	PRCS
Administrative Assistant	Anderson, Patty	0.027%	2309-7900-7901	Parkways & Medians Zone 9	PRCS
Administrative Assistant	Anderson, Patty	1.156%	2310-7900-7901	Parkways & Medians Zone 10	PRCS
Administrative Assistant	Anderson, Patty	0.007%	2311-7900-7901	Parkways & Medians Zone 11	PRCS
Administrative Assistant	Anderson, Patty	0.829%	2312-7900-7901	Parkways & Medians Zone 12	PRCS
Administrative Assistant	Anderson, Patty	0.020%	2314-7900-7901	Parkways & Medians Zone 14	PRCS
Administrative Assistant	Anderson, Patty	0.625%	2315-7900-7901	Parkways & Medians Zone 15	PRCS
Administrative Assistant	Anderson, Patty	0.027%	2316-7900-7901	Parkways & Medians Zone 16	PRCS
Administrative Assistant	Anderson, Patty	0.034%	2318-7900-7901	District 18 (Tract 5307)	PRCS
Administrative Assistant	Anderson, Patty	1.720%	2320-7900-7901	Lyon Homes (Tract 5187)	PRCS
Administrative Assistant	Anderson, Patty	0.014%	2321-7900-7901	Shea Homes (Tract 5133)	PRCS
Administrative Assistant	Anderson, Patty	4.079%	2322-7900-7901	Pardee Homes (Tract 5045)	PRCS
Administrative Assistant	Anderson, Patty	40.000%	2400-7800-0000	Park Maintenance	PRCS
Recreation Superintendent	Anderson, Stephanie	100.000%	1000-7630-0000	Recreation	PRCS
Recreation Supervisor	Braddock, Adriene	100.000%	1000-7630-0000	Recreation	PRCS
Maintenance Worker III	Casillas, John	1.290%	2300-7900-7901	Lighting/Landscaping	PRCS
Maintenance Worker III	Casillas, John	0.190%	2301-7900-7901	Parkways & Medians Zone 1	PRCS
Maintenance Worker III	Casillas, John	0.449%	2302-7900-7901	Parkways & Medians Zone 2	PRCS
Maintenance Worker III	Casillas, John	0.014%	2303-7900-7901	Parkways & Medians Zone 3	PRCS
Maintenance Worker III	Casillas, John	0.068%	2304-7900-7901	Parkways & Medians Zone 4	PRCS
Maintenance Worker III	Casillas, John	0.612%	2305-7900-7901	Parkways & Medians Zone 5	PRCS
Maintenance Worker III	Casillas, John	0.004%	2306-7900-7901	Parkways & Medians Zone 6	PRCS
Maintenance Worker III	Casillas, John	0.109%	2307-7900-7901	Parkways & Medians Zone 7	PRCS
Maintenance Worker III	Casillas, John	0.190%	2308-7900-7901	Parkways & Medians Zone 8	PRCS
Maintenance Worker III	Casillas, John	0.054%	2309-7900-7901	Parkways & Medians Zone 9	PRCS
Maintenance Worker III	Casillas, John	2.311%	2310-7900-7901	Parkways & Medians Zone 10	PRCS
Maintenance Worker III	Casillas, John	0.014%	2311-7900-7901	Parkways & Medians Zone 11	PRCS
Maintenance Worker III	Casillas, John	1.659%	2312-7900-7901	Parkways & Medians Zone 12	PRCS
Maintenance Worker III	Casillas, John	0.041%	2314-7900-7901	Parkways & Medians Zone 14	PRCS
Maintenance Worker III	Casillas, John	1.251%	2315-7900-7901	Parkways & Medians Zone 15	PRCS
Maintenance Worker III	Casillas, John	0.054%	2316-7900-7901	Parkways & Medians Zone 16	PRCS
Maintenance Worker III	Casillas, John	0.068%	2318-7900-7901	District 18 (Tract 5307)	PRCS
Maintenance Worker III	Casillas, John	3.439%	2320-7900-7901	Lyon Homes (Tract 5187)	PRCS
Maintenance Worker III	Casillas, John	0.027%	2321-7900-7901	Shea Homes (Tract 5133)	PRCS
Maintenance Worker III	Casillas, John	8.156%	2322-7900-7901	Pardee Homes (Tract 5045)	PRCS
Maintenance Worker III	Casillas, John	80.000%	2400-7800-0000	Park Maintenance and Improvement	PRCS
Recreation Assistant	Casillas, Stephanie	100.000%	1000-7630-0000	Recreation	PRCS
Maintenance Worker III/Parks	Ceja, Rodrigo	5.000%	1000-7620-0000	Facilities	PRCS
Maintenance Worker III/Parks	Ceja, Rodrigo	0.320%	2300-7900-7901	Lighting/Landscaping	PRCS
Maintenance Worker III/Parks	Ceja, Rodrigo	0.050%	2301-7900-7901	Parkways & Medians Zone 1	PRCS
Maintenance Worker III/Parks	Ceja, Rodrigo	0.110%	2302-7900-7901	Parkways & Medians Zone 2	PRCS
Maintenance Worker III/Parks	Ceja, Rodrigo	0.000%	2303-7900-7901	Parkways & Medians Zone 3	PRCS
Maintenance Worker III/Parks	Ceja, Rodrigo	0.020%	2304-7900-7901	Parkways & Medians Zone 4	PRCS
Maintenance Worker III/Parks	Ceja, Rodrigo	0.150%	2305-7900-7901	Parkways & Medians Zone 5	PRCS
Maintenance Worker III/Parks	Ceja, Rodrigo	0.000%	2306-7900-7901	Parkways & Medians Zone 6	PRCS
Maintenance Worker III/Parks	Ceja, Rodrigo	0.030%	2307-7900-7901	Parkways & Medians Zone 7	PRCS
Maintenance Worker III/Parks	Ceja, Rodrigo	0.050%	2308-7900-7901	Parkways & Medians Zone 8	PRCS
Maintenance Worker III/Parks	Ceja, Rodrigo	0.010%	2309-7900-7901	Parkways & Medians Zone 9	PRCS
Maintenance Worker III/Parks	Ceja, Rodrigo	0.580%	2310-7900-7901	Parkways & Medians Zone 10	PRCS
Maintenance Worker III/Parks	Ceja, Rodrigo	0.000%	2311-7900-7901	Parkways & Medians Zone 11	PRCS
Maintenance Worker III/Parks	Ceja, Rodrigo	0.420%	2312-7900-7901	Parkways & Medians Zone 12	PRCS
Maintenance Worker III/Parks	Ceja, Rodrigo	0.010%	2314-7900-7901	Parkways & Medians Zone 14	PRCS

Position	Employee Name	Percent	Account	Department	Dept
Maintenance Worker III/Parks	Ceja, Rodrigo	0.310%	2315-7900-7901	Parkways & Medians Zone 15	PRCS
Maintenance Worker III/Parks	Ceja, Rodrigo	0.010%	2316-7900-7901	Parkways & Medians Zone 16	PRCS
Maintenance Worker III/Parks	Ceja, Rodrigo	0.020%	2318-7900-7901	District 18 (Tract 5307)	PRCS
Maintenance Worker III/Parks	Ceja, Rodrigo	0.860%	2320-7900-7901	Lyon Homes (Tract 5187)	PRCS
Maintenance Worker III/Parks	Ceja, Rodrigo	0.010%	2321-7900-7901	Shea Homes (Tract 5133)	PRCS
Maintenance Worker III/Parks	Ceja, Rodrigo	2.040%	2322-7900-7901	Pardee Homes (Tract 5045)	PRCS
Maintenance Worker III/Parks	Ceja, Rodrigo	90.000%	2400-7800-0000	Park Maintenance and Improvement	PRCS
Laborer/Custodian IV	Forney, Roy	100.000%	1000-7620-0000	Facilities	PRCS
Recreation Coordinator I	Gunning, Dylan	100.000%	1000-7630-0000	Recreation	PRCS
Facilities Technician	Henderson, Todd	80.000%	1000-7620-0000	Facilities	PRCS
Facilities Technician	Henderson, Todd	0.323%	2300-7900-7901	Lighting/Landscaping	PRCS
Facilities Technician	Henderson, Todd	0.048%	2301-7900-7901	Parkways & Medians Zone 1	PRCS
Facilities Technician	Henderson, Todd	0.112%	2302-7900-7901	Parkways & Medians Zone 2	PRCS
Facilities Technician	Henderson, Todd	0.003%	2303-7900-7901	Parkways & Medians Zone 3	PRCS
Facilities Technician	Henderson, Todd	0.017%	2304-7900-7901	Parkways & Medians Zone 4	PRCS
Facilities Technician	Henderson, Todd	0.153%	2305-7900-7901	Parkways & Medians Zone 5	PRCS
Facilities Technician	Henderson, Todd	0.001%	2306-7900-7901	Parkways & Medians Zone 6	PRCS
Facilities Technician	Henderson, Todd	0.027%	2307-7900-7901	Parkways & Medians Zone 7	PRCS
Facilities Technician	Henderson, Todd	0.048%	2308-7900-7901	Parkways & Medians Zone 8	PRCS
Facilities Technician	Henderson, Todd	0.014%	2309-7900-7901	Parkways & Medians Zone 9	PRCS
Facilities Technician	Henderson, Todd	0.578%	2310-7900-7901	Parkways & Medians Zone 10	PRCS
Facilities Technician	Henderson, Todd	0.003%	2311-7900-7901	Parkways & Medians Zone 11	PRCS
Facilities Technician	Henderson, Todd	0.415%	2312-7900-7901	Parkways & Medians Zone 12	PRCS
Facilities Technician	Henderson, Todd	0.010%	2314-7900-7901	Parkways & Medians Zone 14	PRCS
Facilities Technician	Henderson, Todd	0.313%	2315-7900-7901	Parkways & Medians Zone 15	PRCS
Facilities Technician	Henderson, Todd	0.014%	2316-7900-7901	Parkways & Medians Zone 16	PRCS
Facilities Technician	Henderson, Todd	0.017%	2318-7900-7901	District 18 (Tract 5307)	PRCS
Facilities Technician	Henderson, Todd	0.860%	2320-7900-7901	Lyon Homes (Tract 5187)	PRCS
Facilities Technician	Henderson, Todd	0.007%	2321-7900-7901	Shea Homes (Tract 5133)	PRCS
Facilities Technician	Henderson, Todd	2.037%	2322-7900-7901	Pardee Homes (Tract 5045)	PRCS
Facilities Technician	Henderson, Todd	15.000%	2400-7800-0000	Park Maintenance and Improvement	PRCS
Maintenance Worker III	Hernandez, Ricardo	5.000%	1000-7620-0000	Facilities	PRCS
Maintenance Worker III	Hernandez, Ricardo	0.320%	2300-7900-7901	Lighting/Landscaping	PRCS
Maintenance Worker III	Hernandez, Ricardo	0.050%	2301-7900-7901	Parkways & Medians Zone 1	PRCS
Maintenance Worker III	Hernandez, Ricardo	0.110%	2302-7900-7901	Parkways & Medians Zone 2	PRCS
Maintenance Worker III	Hernandez, Ricardo	0.000%	2303-7900-7901	Parkways & Medians Zone 3	PRCS
Maintenance Worker III	Hernandez, Ricardo	0.020%	2304-7900-7901	Parkways & Medians Zone 4	PRCS
Maintenance Worker III	Hernandez, Ricardo	0.150%	2305-7900-7901	Parkways & Medians Zone 5	PRCS
Maintenance Worker III	Hernandez, Ricardo	0.000%	2306-7900-7901	Parkways & Medians Zone 6	PRCS
Maintenance Worker III	Hernandez, Ricardo	0.030%	2307-7900-7901	Parkways & Medians Zone 7	PRCS
Maintenance Worker III	Hernandez, Ricardo	0.050%	2308-7900-7901	Parkways & Medians Zone 8	PRCS
Maintenance Worker III	Hernandez, Ricardo	0.010%	2309-7900-7901	Parkways & Medians Zone 9	PRCS
Maintenance Worker III	Hernandez, Ricardo	0.580%	2310-7900-7901	Parkways & Medians Zone 10	PRCS
Maintenance Worker III	Hernandez, Ricardo	0.000%	2311-7900-7901	Parkways & Medians Zone 11	PRCS
Maintenance Worker III	Hernandez, Ricardo	0.420%	2312-7900-7901	Parkways & Medians Zone 12	PRCS
Maintenance Worker III	Hernandez, Ricardo	0.010%	2314-7900-7901	Parkways & Medians Zone 14	PRCS
Maintenance Worker III	Hernandez, Ricardo	0.310%	2315-7900-7901	Parkways & Medians Zone 15	PRCS
Maintenance Worker III	Hernandez, Ricardo	0.010%	2316-7900-7901	Parkways & Medians Zone 16	PRCS
Maintenance Worker III	Hernandez, Ricardo	0.020%	2318-7900-7901	District 18 (Tract 5307)	PRCS
Maintenance Worker III	Hernandez, Ricardo	0.860%	2320-7900-7901	Lyon Homes (Tract 5187)	PRCS
Maintenance Worker III	Hernandez, Ricardo	0.010%	2321-7900-7901	Shea Homes (Tract 5133)	PRCS
Maintenance Worker III	Hernandez, Ricardo	2.040%	2322-7900-7901	Pardee Homes (Tract 5045)	PRCS
Maintenance Worker III	Hernandez, Ricardo	80.000%	2400-7800-0000	Park Maintenance and Improvement	PRCS
Maintenance Worker III	Hernandez, Ricardo	10.000%	2605-8310-0000	Street Maintenance	PRCS
Parks & Recreation Director	Laurentowski, Jeremy	35.000%	1000-7100-0000	Community Services Admin	PRCS
Parks & Recreation Director	Laurentowski, Jeremy	0.968%	2300-7900-7901	Lighting/Landscaping	PRCS
Parks & Recreation Director	Laurentowski, Jeremy	0.143%	2301-7900-7901	Parkways & Medians Zone 1	PRCS
Parks & Recreation Director	Laurentowski, Jeremy	0.336%	2302-7900-7901	Parkways & Medians Zone 2	PRCS
Parks & Recreation Director	Laurentowski, Jeremy	0.011%	2303-7900-7901	Parkways & Medians Zone 3	PRCS
Parks & Recreation Director	Laurentowski, Jeremy	0.051%	2304-7900-7901	Parkways & Medians Zone 4	PRCS
Parks & Recreation Director	Laurentowski, Jeremy	0.459%	2305-7900-7901	Parkways & Medians Zone 5	PRCS
Parks & Recreation Director	Laurentowski, Jeremy	0.003%	2306-7900-7901	Parkways & Medians Zone 6	PRCS
Parks & Recreation Director	Laurentowski, Jeremy	0.081%	2307-7900-7901	Parkways & Medians Zone 7	PRCS
Parks & Recreation Director	Laurentowski, Jeremy	0.143%	2308-7900-7901	Parkways & Medians Zone 8	PRCS

Position	Employee Name	Percent	Account	Department	Dept
Parks & Recreation Director	Laurentowski, Jeremy	0.041%	2309-7900-7901	Parkways & Medians Zone 9	PRCS
Parks & Recreation Director	Laurentowski, Jeremy	1.734%	2310-7900-7901	Parkways & Medians Zone 10	PRCS
Parks & Recreation Director	Laurentowski, Jeremy	0.011%	2311-7900-7901	Parkways & Medians Zone 11	PRCS
Parks & Recreation Director	Laurentowski, Jeremy	1.244%	2312-7900-7901	Parkways & Medians Zone 12	PRCS
Parks & Recreation Director	Laurentowski, Jeremy	0.030%	2314-7900-7901	Parkways & Medians Zone 14	PRCS
Parks & Recreation Director	Laurentowski, Jeremy	0.938%	2315-7900-7901	Parkways & Medians Zone 15	PRCS
Parks & Recreation Director	Laurentowski, Jeremy	0.041%	2316-7900-7901	Parkways & Medians Zone 16	PRCS
Parks & Recreation Director	Laurentowski, Jeremy	0.051%	2318-7900-7901	District 18 (Tract 5307)	PRCS
Parks & Recreation Director	Laurentowski, Jeremy	2.580%	2320-7900-7901	Lyon Homes (Tract 5187)	PRCS
Parks & Recreation Director	Laurentowski, Jeremy	0.021%	2321-7900-7901	Shea Homes (Tract 5133)	PRCS
Parks & Recreation Director	Laurentowski, Jeremy	6.117%	2322-7900-7901	Pardee Homes (Tract 5045)	PRCS
Parks & Recreation Director	Laurentowski, Jeremy	50.000%	2400-7800-0000	Park Maintenance and Improvement	PRCS
Recreation Coordinator I	Lozano, Gilberto	100.000%	1000-7610-0000	Active Adult Center	PRCS
Management Analyst	Sandifer, Jessica	40.000%	1000-2411-0000	SARA	PRCS
Management Analyst	Sandifer, Jessica	20.000%	2001-7620-0000	Traffic System Mgt	PRCS
Management Analyst	Sandifer, Jessica	25.000%	2201-7620-0000	City Housing	PRCS
Management Analyst	Sandifer, Jessica	15.000%	1000-7620-0000	Facilities	PRCS
Recreation Coordinator I	Scrivens, Steven	100.000%	1000-7630-0000	Recreation	PRCS
Active Adult Center Supervisor	Sierra, Angel	100.000%	1000-7610-0000	Active Adult Center	PRCS
Landscape/Parks Maintenance Supt	Walter, Allen	4.193%	2300-7900-7901	Lighting/Landscaping	PRCS
Landscape/Parks Maintenance Supt	Walter, Allen	0.619%	2301-7900-7901	Parkways & Medians Zone 1	PRCS
Landscape/Parks Maintenance Supt	Walter, Allen	1.458%	2302-7900-7901	Parkways & Medians Zone 2	PRCS
Landscape/Parks Maintenance Supt	Walter, Allen	0.044%	2303-7900-7901	Parkways & Medians Zone 3	PRCS
Landscape/Parks Maintenance Supt	Walter, Allen	0.221%	2304-7900-7901	Parkways & Medians Zone 4	PRCS
Landscape/Parks Maintenance Supt	Walter, Allen	1.988%	2305-7900-7901	Parkways & Medians Zone 5	PRCS
Landscape/Parks Maintenance Supt	Walter, Allen	0.013%	2306-7900-7901	Parkways & Medians Zone 6	PRCS
Landscape/Parks Maintenance Supt	Walter, Allen	0.353%	2307-7900-7901	Parkways & Medians Zone 7	PRCS
Landscape/Parks Maintenance Supt	Walter, Allen	0.619%	2308-7900-7901	Parkways & Medians Zone 8	PRCS
Landscape/Parks Maintenance Supt	Walter, Allen	0.177%	2309-7900-7901	Parkways & Medians Zone 9	PRCS
Landscape/Parks Maintenance Supt	Walter, Allen	7.511%	2310-7900-7901	Parkways & Medians Zone 10	PRCS
Landscape/Parks Maintenance Supt	Walter, Allen	0.044%	2311-7900-7901	Parkways & Medians Zone 11	PRCS
Landscape/Parks Maintenance Supt	Walter, Allen	5.390%	2312-7900-7901	Parkways & Medians Zone 12	PRCS
Landscape/Parks Maintenance Supt	Walter, Allen	0.133%	2314-7900-7901	Parkways & Medians Zone 14	PRCS
Landscape/Parks Maintenance Supt	Walter, Allen	4.065%	2315-7900-7901	Parkways & Medians Zone 15	PRCS
Landscape/Parks Maintenance Supt	Walter, Allen	0.177%	2316-7900-7901	Parkways & Medians Zone 16	PRCS
Landscape/Parks Maintenance Supt	Walter, Allen	0.221%	2318-7900-7901	District 18 (Tract 5307)	PRCS
Landscape/Parks Maintenance Supt	Walter, Allen	11.178%	2320-7900-7901	Lyon Homes (Tract 5187)	PRCS
Landscape/Parks Maintenance Supt	Walter, Allen	0.088%	2321-7900-7901	Shea Homes (Tract 5133)	PRCS
Landscape/Parks Maintenance Supt	Walter, Allen	26.508%	2322-7900-7901	Pardee Homes (Tract 5045)	PRCS
Landscape/Parks Maintenance Supt	Walter, Allen	35.000%	2400-7800-0000	Park Maintenance and Improvement	PRCS
Maintenance Specialist	Vacant	5.000%	1000-7620-0000	Facilities	PRCS
Maintenance Specialist	Vacant	0.320%	2300-7900-7901	Lighting/Landscaping	PRCS
Maintenance Specialist	Vacant	0.050%	2301-7900-7901	Parkways & Medians Zone 1	PRCS
Maintenance Specialist	Vacant	0.110%	2302-7900-7901	Parkways & Medians Zone 2	PRCS
Maintenance Specialist	Vacant	0.000%	2303-7900-7901	Parkways & Medians Zone 3	PRCS
Maintenance Specialist	Vacant	0.020%	2304-7900-7901	Parkways & Medians Zone 4	PRCS
Maintenance Specialist	Vacant	0.150%	2305-7900-7901	Parkways & Medians Zone 5	PRCS
Maintenance Specialist	Vacant	0.000%	2306-7900-7901	Parkways & Medians Zone 6	PRCS
Maintenance Specialist	Vacant	0.030%	2307-7900-7901	Parkways & Medians Zone 7	PRCS
Maintenance Specialist	Vacant	0.050%	2308-7900-7901	Parkways & Medians Zone 8	PRCS
Maintenance Specialist	Vacant	0.010%	2309-7900-7901	Parkways & Medians Zone 9	PRCS
Maintenance Specialist	Vacant	0.580%	2310-7900-7901	Parkways & Medians Zone 10	PRCS
Maintenance Specialist	Vacant	0.000%	2311-7900-7901	Parkways & Medians Zone 11	PRCS
Maintenance Specialist	Vacant	0.420%	2312-7900-7901	Parkways & Medians Zone 12	PRCS
Maintenance Specialist	Vacant	0.010%	2314-7900-7901	Parkways & Medians Zone 14	PRCS
Maintenance Specialist	Vacant	0.310%	2315-7900-7901	Parkways & Medians Zone 15	PRCS
Maintenance Specialist	Vacant	0.010%	2316-7900-7901	Parkways & Medians Zone 16	PRCS
Maintenance Specialist	Vacant	0.020%	2318-7900-7901	District 18 (Tract 5307)	PRCS
Maintenance Specialist	Vacant	0.860%	2320-7900-7901	Lyon Homes (Tract 5187)	PRCS
Maintenance Specialist	Vacant	0.010%	2321-7900-7901	Shea Homes (Tract 5133)	PRCS
Maintenance Specialist	Vacant	2.040%	2322-7900-7901	Pardee Homes (Tract 5045)	PRCS
Maintenance Specialist	Vacant	90.000%	2400-7800-0000	Park Maintenance and Improvement	PRCS
Landscape/Parks Maintenance Supt	Vacant	15.000%	1000-7100-0000	Community Services Admin	PRCS
Landscape/Parks Maintenance Supt	Vacant	0.968%	2300-7900-7901	Lighting/Landscaping	PRCS

Position	Employee Name	Percent	Account	Department	Dept
Landscape/Parks Maintenance Supt	Vacant	0.143%	2301-7900-7901	Parkways & Medians Zone 1	PRCS
Landscape/Parks Maintenance Supt	Vacant	0.336%	2302-7900-7901	Parkways & Medians Zone 2	PRCS
Landscape/Parks Maintenance Supt	Vacant	0.011%	2303-7900-7901	Parkways & Medians Zone 3	PRCS
Landscape/Parks Maintenance Supt	Vacant	0.051%	2304-7900-7901	Parkways & Medians Zone 4	PRCS
Landscape/Parks Maintenance Supt	Vacant	0.459%	2305-7900-7901	Parkways & Medians Zone 5	PRCS
Landscape/Parks Maintenance Supt	Vacant	0.003%	2306-7900-7901	Parkways & Medians Zone 6	PRCS
Landscape/Parks Maintenance Supt	Vacant	0.081%	2307-7900-7901	Parkways & Medians Zone 7	PRCS
Landscape/Parks Maintenance Supt	Vacant	0.143%	2308-7900-7901	Parkways & Medians Zone 8	PRCS
Landscape/Parks Maintenance Supt	Vacant	0.041%	2309-7900-7901	Parkways & Medians Zone 9	PRCS
Landscape/Parks Maintenance Supt	Vacant	1.734%	2310-7900-7901	Parkways & Medians Zone 10	PRCS
Landscape/Parks Maintenance Supt	Vacant	0.011%	2311-7900-7901	Parkways & Medians Zone 11	PRCS
Landscape/Parks Maintenance Supt	Vacant	1.244%	2312-7900-7901	Parkways & Medians Zone 12	PRCS
Landscape/Parks Maintenance Supt	Vacant	0.030%	2314-7900-7901	Parkways & Medians Zone 14	PRCS
Landscape/Parks Maintenance Supt	Vacant	0.938%	2315-7900-7901	Parkways & Medians Zone 15	PRCS
Landscape/Parks Maintenance Supt	Vacant	0.041%	2316-7900-7901	Parkways & Medians Zone 16	PRCS
Landscape/Parks Maintenance Supt	Vacant	0.051%	2318-7900-7901	District 18 (Tract 5307)	PRCS
Landscape/Parks Maintenance Supt	Vacant	2.580%	2320-7900-7901	Lyon Homes (Tract 5187)	PRCS
Landscape/Parks Maintenance Supt	Vacant	0.021%	2321-7900-7901	Shea Homes (Tract 5133)	PRCS
Landscape/Parks Maintenance Supt	Vacant	6.117%	2322-7900-7901	Pardee Homes (Tract 5045)	PRCS
Landscape/Parks Maintenance Supt	Vacant	70.000%	2400-7800-0000	Park Maintenance and Improvement	PRCS

Public Works:

Senior Management Analyst	Brand, John	10.000%	1000-7210-0000	Vector Control	PW
Senior Management Analyst	Brand, John	25.000%	1000-8100-0000	Public Works	PW
Senior Management Analyst	Brand, John	20.000%	1000-8320-0000	NPDES	PW
Senior Management Analyst	Brand, John	25.000%	2603-8310-0000	Street Maintenance	PW
Senior Management Analyst	Brand, John	20.000%	2605-8310-0000	Street Maintenance	PW
Assistant Engineer	Gali, Al	40.000%	2620-8410-0000	Engineering	PW
Assistant Engineer	Gali, Al	25.000%	2603-8310-0000	Street Maintenance	PW
Assistant Engineer	Gali, Al	25.000%	2605-8310-0000	Street Maintenance	PW
Assistant Engineer	Gali, Al	10.000%	1000-8100-0000	Public Works	PW
City Engineer/Public Works Director	Klotzle, David	10.000%	1000-8100-0000	Public Works	PW
City Engineer/Public Works Director	Klotzle, David	10.000%	2603-8310-0000	Street Maintenance	PW
City Engineer/Public Works Director	Klotzle, David	10.000%	2605-8310-0000	Street Maintenance	PW
City Engineer/Public Works Director	Klotzle, David	50.000%	2620-8410-0000	Engineering	PW
City Engineer/Public Works Director	Klotzle, David	10.000%	5000-8510-0000	Public Transit	PW
City Engineer/Public Works Director	Klotzle, David	10.000%	5001-3140-3003	Solid Waste - 939	PW
Senior Management Analyst	Kroes, Shaun	45.000%	5000-8510-0000	Public Transit	PW
Senior Management Analyst	Kroes, Shaun	55.000%	5001-3140-3003	Solid Waste - 939	PW
Administrative Secretary	Vacant	30.000%	2000-8330-0000	Parking Enforcement	PW
Administrative Secretary	Vacant	20.000%	2603-8310-0000	Street Maintenance	PW
Administrative Secretary	Vacant	20.000%	2605-8310-0000	Street Maintenance	PW
Administrative Secretary	Vacant	10.000%	2620-8410-0000	Engineering	PW
Administrative Secretary	Vacant	10.000%	5000-8510-0000	Public Transit	PW
Administrative Secretary	Vacant	10.000%	5001-3140-3003	Solid Waste - 939	PW
Maintenance Worker III	Magdaleno, Javier	20.000%	2000-8210-0000	Crossing Guards	PW
Maintenance Worker III	Magdaleno, Javier	50.000%	2603-8310-0000	Street Maintenance	PW
Maintenance Worker III	Magdaleno, Javier	30.000%	2605-8310-0000	Street Maintenance	PW
Senior Maintenance Worker	McBride, Mike	70.000%	2603-8310-0000	Street Maintenance	PW
Senior Maintenance Worker	McBride, Mike	30.000%	2605-8310-0000	Street Maintenance	PW
Maintenance Worker III	Mendez, Leonardo	46.500%	1000-8100-0000	Public Works	PW
Maintenance Worker III	Mendez, Leonardo	0.500%	2302-8320-8902	NPDES	PW
Maintenance Worker III	Mendez, Leonardo	0.500%	2305-8320-8902	NPDES	PW
Maintenance Worker III	Mendez, Leonardo	6.000%	2310-8320-8902	NPDES	PW
Maintenance Worker III	Mendez, Leonardo	30.000%	2603-8310-0000	Street Maintenance	PW
Maintenance Worker III	Mendez, Leonardo	16.500%	2605-8310-0000	Street Maintenance	PW
Public Works Supt / Inspector	Rostom, Ashraf	5.000%	1000-8100-0000	Public Works	PW
Public Works Supt / Inspector	Rostom, Ashraf	5.000%	2000-8330-0000	Parking Enforcement	PW
Public Works Supt / Inspector	Rostom, Ashraf	5.000%	2000-8210-0000	Crossing Guards	PW
Public Works Supt / Inspector	Rostom, Ashraf	60.000%	2603-8310-0000	Street Maintenance	PW
Public Works Supt / Inspector	Rostom, Ashraf	25.000%	2605-8310-0000	Street Maintenance	PW

Position	Employee Name	Percent	Account	Department	Dept
Vector/Animal Control Technician	Tran, Loc	40.000%	1000-7210-0000	Vector Control	PW
Vector/Animal Control Technician	Tran, Loc	60.000%	1000-7210-7210	Animal Regulation	PW
Vector/Animal Control Specialist	Westerline, Mark	40.000%	1000-7210-0000	Vector Control	PW
Vector/Animal Control Specialist	Westerline, Mark	60.000%	1000-7210-7210	Animal Regulation	PW
Administrative Assistant	Williams, Linda	30.000%	2000-8330-0000	Parking Enforcement	PW
Administrative Assistant	Williams, Linda	20.000%	2603-8310-0000	Street Maintenance	PW
Administrative Assistant	Williams, Linda	20.000%	2605-8310-0000	Street Maintenance	PW
Administrative Assistant	Williams, Linda	10.000%	2620-8410-0000	Engineering	PW
Administrative Assistant	Williams, Linda	10.000%	5000-8510-0000	Public Transit	PW
Administrative Assistant	Williams, Linda	10.000%	5001-3140-3003	Solid Waste - 939	PW
Crossing Guard Supervisor	Zaragoza, Jose	50.000%	2000-8330-0000	Parking Enforcement	PW
Crossing Guard Supervisor	Zaragoza, Jose	10.000%	2000-8210-0000	Crossing Guards	PW
Crossing Guard Supervisor	Zaragoza, Jose	10.000%	2603-8310-0000	Street Maintenance	PW
Crossing Guard Supervisor	Zaragoza, Jose	30.000%	2605-8310-0000	Street Maintenance	PW
PART TIME					
City Council Members	Council	100.000%	1000-1100-0000	City Council	CM
Planning Commissioners	Council	100.000%	2200-6100-0000	Community Development-TS	CD
Parks & Recreation Commissioners	Council	100.000%	1000-7100-0000	Community Services Admin	PRCS
Arts Commissioners	Council	100.000%	1000-2100-0000	Arts	CM
Library Board Commissioners	Council	100.000%	1010-7640-0000	Library	ASD
Executive Secretary	Broussalian, Debra	100.000%	1000-2100-0000	City Manager	CM
Clerical Aide II	Deagon, Deborah	100.000%	1000-3100-0000	City Clerk	ASD
Clerical Aide II	Best, Heidi	100.000%	1000-3100-0000	City Clerk	ASD
Recreation Leader I (ARVC Rentals)	Many	100.000%	1000-7620-7702	Facility Rentals	PRCS
Recreation Leader II (ARVC Rental)	Many	100.000%	1000-7620-7702	Facility Rentals	PRCS
Recreation Leader III (ARVC Rental)	Many	100.000%	1000-7620-7702	Facility Rentals	PRCS
Laborer III/Custodian (ARVC Rental)	Many	100.000%	1000-7620-7702	Facility Rentals	PRCS
Recreation Leader I (Parks)	Many	100.000%	2400-7800-0000	Park Maintenance	PRCS
Recreation Leader II (Parks)	Many	100.000%	2400-7800-0000	Park Maintenance	PRCS
Recreation Leader III (Parks)	Many	100.000%	2400-7800-0000	Park Maintenance	PRCS
Laborer II/Custodian (Parks)	Many	100.000%	2400-7800-0000	Park Maintenance	PRCS
Laborer III/Custodian (Parks)	Many	100.000%	2400-7800-0000	Park Maintenance	PRCS
Recreation Aid (Recreation)	Many	100.000%	1000-7630-0000	Recreation Program	PRCS
Recreation Leader I (Recreation)	Many	100.000%	1000-7630-0000	Recreation Program	PRCS
Recreation Leader II (Recreation)	Many	100.000%	1000-7630-0000	Recreation Program	PRCS
Recreation Leader III (Recreation)	Many	100.000%	1000-7630-0000	Recreation Program	PRCS
Laborer II/Custodian (Recreation)	Many	100.000%	1000-7630-0000	Recreation Program	PRCS
Sr Nutrition Coordinator AAC	Strossman, Stacie Meeks	100.000%	1000-7610-0000	Active Adult Center	PRCS
Clerical Aide/Crossing Guard	Montoya, Sonia	100.000%	2003-8210-0000	Crossing Guard	PRCS
Clerical Aide/Crossing Guard	Owens, Elizabeth	100.000%	2003-8210-0000	Crossing Guard	PW
Intern (Solid Waste)	Ignacio, Victor	75.000%	5001-3140-3003	Solid Waste AB 939	PW
Intern (Solid Waste)	Ignacio, Victor	25.000%	5001-3140-3006	State Oil Payment Program	PW

PROPERTY TAX - Property Tax is imposed on real property (land and permanently attached improvements such as buildings) and tangible personal property (movable property) located within the City. Property is appraised at the 1975-76 base year value and is adjusted each year after 1975 by a 2% inflation factor per year. When property changes ownership, it is reassessed at current market value. Cities, counties, school districts and special districts share the revenues from one percent of the property tax. The County collects the tax and allocates 7.4% of the one percent to the City.

SALES AND USE TAX - Sales and use tax is imposed on retailers for the privilege of selling at retail, within the City limits. The tax is based on the sales price of any taxable transaction of tangible personal property. Leases are considered to be a continuing sale or use and are subject to taxation. The State Board of Equalization collects sales tax for cities and counties. The City receives one percent of sales tax collections from sales in the City.

TRANSIENT OCCUPANCY TAX - Transient Occupancy Tax is imposed on the occupancy of a room or rooms in a hotel, motel or other lodging facility. The rate is 10% and the motel owners collect and then remit the tax to the City. The City currently has no hotels/motels.

TRANSFER TAX - Transfer tax is imposed on the transfer of real property. The City and County each receive 27½¢ per $500 value exclusive of any lien or remaining encumbrance on the property. The County remits the tax to the City.

MOTOR VEHICLE IN-LIEU - A special license fee equivalent to 2% of the market value of motor vehicles is imposed annually by the state in lieu of local property taxes. The City receives an allocation from the State based on population. Due to the “VLF for Property Tax Swap of 2004”, VLF revenues are replaced with a like amount of Property Taxes, dollar for dollar.

FRANCHISES - Franchise Fees are imposed on gas, electric, rubbish and cable television companies for the privilege of using City rights of way. The fee is collected by the companies and remitted to the City. The refuse franchise fee is 16% for multi-family and commercial and 5% for residential. The cable franchise fee is 5% and the electric and gas franchise fees are 2% of gross revenues.

PERMIT FEES - The City engages in certain regulatory activities in the interest of the overall community. The City charges permit fees as a means of recovering the cost of regulation.

The budgets of governmental funds (General, Special Revenue, Debt Service, and Capital Projects) are prepared on a modified accrual basis where revenues are recognized in the accounting period in which they become susceptible to accrual, that is, when they become both measurable and available to finance expenditures of the current period. "Measurable" means that the amount of the transaction can be determined, and "available" means collectible within the current period or soon enough thereafter to be used to pay liabilities of the current period. Expenditures are recorded when the fund liability is incurred, if measurable, except for unmatured interest on general long-term debt, which is recognized when due.

Proprietary fund (Internal Service and Enterprise Fund) revenues and expenses are budgeted and accounted for on an accrual basis where revenues are recognized when earned, and expenses are recognized when incurred.

The following fund classifications describe the various types of funds used by the City of Moorpark.

GOVERNMENTAL FUNDS

Four fund types are used to account for governmental-type activities. These are the general fund, special revenue funds, debt service funds, and capital projects funds.

GENERAL FUND

The primary operating fund of the City used to account for the day-to-day operations which are financed from property taxes and other general revenues. All revenues that are not allocated by law or contractual agreement to a specific fund are accounted for in the General Fund. With the exception of subvention or grant revenues restricted for specific uses, General Fund resources can be utilized for any legitimate governmental purpose.

SPECIAL REVENUE FUNDS

Special Revenue Funds are used to account for revenues derived from specific taxes or other earmarked revenue sources which, by law, are designated to finance particular functions or activities of government and which therefore cannot be diverted to other uses. The City has the following special revenue funds:

PARK IMPROVEMENT – Quimby fees paid by developers in lieu of dedicating park land are accounted for in this fund. The purpose of this fund is to build and improve park and recreation facilities.

SOLID WASTE AB939 - This fund is used to account for recycling program revenue as required by Assembly Bill 939. Funds are used for programs that promote resource reduction, recycling, composting, and proper disposal of household hazardous waste.

GAS TAX - The City receives a portion of the taxes paid on the purchase of gasoline. The revenue received is restricted to the construction, improvement and maintenance of public streets.

ASSESSMENT DISTRICT MAINTENANCE - Revenue received for this fund is from special assessment property tax revenue. The funds are to be used for operations and maintenance of medians, parkways, parks, trees, and slopes within the district boundaries.

ENDOWMENT FUND - Revenue received from developers for future projects necessitated by new development is accounted for in this fund.

LOCAL TRANSPORTATION DEVELOPMENT ACT - Revenue from Ventura County Transportation Commission (VCTC) Articles 8A, 8C, 3 & 6.5 for transportation related expenses.

COMMUNITY DEVELOPMENT - Revenue from the issuance of various permits, plan check, planning staff time charges, and other miscellaneous items.

TRAFFIC SAFETY - Revenue from traffic fines and forfeitures collected through Ventura County. Funds are used for traffic safety activities such as crossing guards and parking enforcement.

TRAFFIC SYSTEMS MANAGEMENT - Revenue from fees based on air quality impacts of development with the purpose of mitigating these impacts by funding programs or projects that reduce emissions.

CITY-WIDE TAFFIC MITIGATION – Revenue from development fees to fund traffic mitigation measures for increased traffic flow.

CROSSING GUARD – Revenue from development fees for the provision of increased crossing guards at specific locations in the City.

TREE AND LANDSCAPE – Revenue from development fees to provide landscaping and trees in public areas.

ART IN PUBLIC PLACES – Revenue from development fees to provide art in public areas.

BICYCLE PATH/MULTI-USE TRAILS – Revenue from development fees to provide recreational facilities in the form of bicycle paths/trails.

MUNICIPAL POOL – Revenue from development to provide a municipal pool.

COMMUNITY DEVELOPMENT BLOCK GRANT - Revenue for this fund comes from the Federal Department of Housing and Urban Development and is administered through Ventura County. Many activities are eligible for CDBG funding. The CDC reviews each activity to determine if it is eligible for funding. Each activity must address at least one of the national objectives of the CDBG program which are: benefiting low and moderate income persons; addressing slums or blight; or, meeting a particularly urgent community development need for which no other resources are available.

STATE/FEDERAL GRANTS - These funds account for grants requiring segregated fund accounting. Financing is provided by federal, state and county agencies and includes monies for law enforcement programs.

AFFORDABLE HOUSING (CITY)- This fund is used to account for activities related to the City's affordable housing program.

LIBRARY FACILITIES - This fund has been established to account for development fees to fund projects that provide additional library services to the community.

AREA OF CONTRIBUTION – Revenue from development fees for street related improvement projects with the City's Area of Contribution (AOC).

SUCCESSOR LOW & MODERATE INCOME HOUSING ASSET FUND – Accounts for all the housing assets, as defined by the Health and Safety Code Section 34176 (e), transferred to the Housing Successor (City of Moorpark).

CAPITAL PROJECT FUNDS

The Capital Projects Funds account for all resources used for the acquisition and/or construction of capital equipment and facilities by the City. The City accounts for these expenditures in the following funds:

CITY HALL BUILDING – Revenue from developer fees to provide for construction of a new Civic Center Complex.

POLICE FACILITIES - Revenue from developer fees to provide for the construction of a Police Services Facility.

EQUIPMENT REPLACEMENT – Funds set aside from the General Fund to help finance and account for the replacement of equipment and vehicles.

CAPITAL PROJECTS – Funds spent exclusively on the construction of roadway and traffic improvements

SPECIAL PROJECTS – Funds earmarked for approved new infrastructure projects or any other municipal purpose determined by City Council

DEBT SERVICE FUNDS

The Debt Service Funds are used to account for the payment of interest and principal on general and special obligation debts other than those payable from special assessments and debt issued for and serviced by a governmental enterprise. The City does not currently have any debt.

PROPRIETARY FUNDS

Two fund types are used to account for a government's business-type activities (activities that receive a significant portion of their funding through user fees). These are the enterprise funds and the internal service funds. The City does not currently have any enterprise funds.

INTERNAL SERVICE FUNDS

Internal Service Funds are used by state and local governments to account for the financing of goods and services provided by one department or agency to other departments or agencies, and to other governments, on a cost-reimbursement basis. The City has one internal service fund:

INTERNAL SERVICE – This fund is designed for providing goods or services on a cost reimbursement basis through fees or charges to various other City funds/departments.

FIDUCIARY FUNDS

These funds are used when a government holds or manages financial resources in an agent or fiduciary capacity. This single fund type is subdivided into four "sub-fund types" to account for various types of fiduciary obligations. These are non-expendable trust fund, expendable trust fund, pension trust funds and agency funds.

PENSION TRUST FUNDS

Pension trust funds are used when governments manage pension plans. The City of Moorpark does not currently engage in pension fund management.

NON-EXPENDABLE AND EXPENDABLE TRUST FUNDS

These consist of resources received from non-City sources and held by the City as trustee to be expended or invested in accordance with the conditions of the trust. In a non-expendable trust, the government typically is only permitted to spend the investment of earnings and not the assets. The city does not currently have any trust funds.

AGENCY FUNDS

Trust funds typically involve some degree of financial management. Agency funds are used when the government plays a more limited role by just collecting funds on behalf of some third party.

FIDUCIARY FUND - This fund is used to account for general deposits/assets held for various purposes.

PRIVATE PURPOSE TRUST FUND - This fund is used to account for the resources, obligations and activities of the Successor Agency of the Redevelopment Agency of the City of Moorpark as directed by the Oversight Board to settle the affairs of the dissolved agency.

CITY OF MOORPARK

FUND DEFINITIONS AND AUTHORIZED USES

Fund No.	Revenue Fund Title	Definition of Types of Monies Included	Restricted	Authorized Uses
0100	Internal Services Fund	Designed for providing goods or services on a cost reimbursement basis through fees or charges to various City funds.	Yes	General overhead expenditures only.
0101	Investment Earnings - City	Overall portfolio of the City's cash balance invested in: LAIF, bank accounts and securities.	Yes	Funds can only be invested in accordance with the City's Investment Policy.
0901	Investment Earnings - MRA	Overall portfolio of the Moorpark Redevelopment Agency cash balance invested in: LAIF, bank accounts and securities.	Yes	Funds can only be invested in accordance with the City's Investment Policy.
1000	General Fund	Property tax, sales tax, business license, franchise fees, fines & forfeitures, investment interest, funds from other agencies, fees for service.	No	Primary City fund for operational expenditures.
1010	Library Services Fund	Other Property taxes, library fines, Federal/State grant funds, gifts, donations and fees for service	Yes	Use of this fund is limited to library purposes only including operating and maintenance expenditures.
2000	Traffic Safety Fund	Revenues from traffic fines and forfeitures collected through Ventura County Superior Courts.	Yes	This fund is used for traffic safety activities such as crossing guards and parking enforcement.
2001	Traffic Systems Management Fund	Fees based on the air quality impacts of development with the purpose of mitigating these impacts by funding programs or projects that reduce emissions.	Yes	Funds can only be used on appropriate programs including, but not limited to, low emissions and alternative fuel vehicles for the City fleet and transit buses.
2002	City-Wide Traffic Mitigation Fund	Fees to fund mitigation measures for increased traffic flows generated by developments within the City.	Yes	Funds to be used for projects that will improve traffic flow
2003	Crossing Guard Fund	Fees for the provision of increased crossing guards at specific locations as a result of additional residential development.	Yes	Fees collected in this account are used to partially fund the annual costs of providing crossing guard services .
2100-2113	Park Improvement Fund	Quimby Act fees from developers in lieu of dedicating park land.	Yes	For use of construction of park facilities as a result of increased demand for parks resulting from new development.
2150	Tree and Landscape Fund	Fees to provide landscaping and trees in public areas resulting from the increase in demand from additional development.	Yes	To fund projects providing landscaping and trees in public areas.
2151	Art in Public Places Fund	Fees to provide art in public areas resulting from the demand for additional art from new development.	Yes	To fund projects that provide art in public areas.
2152	Bicycle Path/Multi-Use Trails Fund	Fees to provide recreational facilities, in the form of a bicycle path, to accommodate demand for recreational services caused by additional development.	Yes	To fund projects that provide additional bicycle paths for public use.
2153	Municipal Pool Fund	Fees to provide recreational facilities, in the form of a municipal pool, to accommodate demand for recreational services caused by additional development.	Yes	Provides funding for construction of a municipal pool.
2154	Library Facilities Fund	Fees to provide additional library facilities to accommodate demand for library services caused by additional development.	Yes	To fund projects that provide additional library services to the community.
2155	Open Space Maintenance Fund	Fees to provide maintenance and/or acquisition of land for open space purposes.	Yes	Provides funding for open space maintenance and/or acquisition.
2200	Community Development Fund	Community Development and Building and Safety services fees from issuance of various permits, plan checks, planning staff time charges and other miscellaneous items.	Yes	Planning and development related type of expenditures.
2201	City Affordable Housing Fund	Fees in lieu of constructing affordable housing units on new developments to provide housing to very low, low and moderate income households. Federal grant from programs benefiting low-income persons and/or neighborhoods.	Yes	Funds are used to account for expenditures associated with the retention and development of affordable housing units.
2202	Calhome Program Reuse Fund	Repayment of loans come from loan recipients	Yes	Funds are for Calhome loans
2203	Housing - Successor Agency Fund	Assets, liabilities and encumbered MRA Low and Moderate Income Housing Fund (2901)	Yes	Funds are used for the benefit of providing low and moderate income housing to residents of Moorpark.
23XX	Assessment Dist Parkways & Medians Citywide Fund	Citywide and special benefit assessments levied upon each property within district boundaries and collected by Ventura County Tax Collector.	Yes	Provides funding for public street lighting and parkway/median landscape maintenance and improvement on designated landscape districts.
2400	Park Maintenance Fund	Special benefit assessments levied upon each property within the district boundaries and collected by Ventura County Tax Collector	Yes	Provides funding for maintenance and improvement of the City's parks and recreation facilities.

CITY OF MOORPARK

FUND DEFINITIONS AND AUTHORIZED USES

Fund No.	Revenue Fund Title	Definition of Types of Monies Included	Restricted	Authorized Uses
25XX	Area Of Contribution (AOC) Funds	Fees for street and related improvements to specific project areas to fund infrastructure enhancements a a result of additional development.	Yes	Funds are reserved for projects within the City's AOC.
2601-3 & 5000	Local Transportation Development Act Fund (Articles 8A, 8C, 3 & 6.5)	Local transportation fund derived from 1/4 cent of general sales tax collected by Statewide and allocated to the City by Ventura County Transportation Commission (VCTC).	Yes	Transportation and street/road maintenance related expenses.
2604	ISTEA Federal Grant Fund	Federal Grant, received on a reimbursement basis for approved projects.	Yes	Transportation and street/road maintenance related expenses.
2605	Gas Tax Fund	This is the City's share of the motor vehicle gas tax imposed under the provisions of the Street and Highway Code of the State of California under Sections 2105, 2106, 2107 and 2107.5.	Yes	Restricted for the acquisition, construction, improvement and maintenance of public streets.
2606	HUT 2103 Fund (ABx8 6 and ABx8 9)	This replaces funds received from Proposition 42. The provision swapped state sales tax on gasoline with higher gasoline excise tax. Allocation is based on the same HUTA formulas.	Yes	Funds may be expended for research, planning, construction, improvement, maintenance, and operation of public streets and highways. May also be used for research, planning, construction and improvement for exclusive public mass trasit guideways.
2609	Other State/Federal Grants Fund	Includes various State and Federal grant monies from Supplemental Law Enforcement Grants, CHP Grant, Technology Grant, LLEBG and American Recovery and Reinvestment Act 2009 (ARRA)	Yes	Funds are used to support police services and other grant specific approved projects
2610	Traffic Congestion Relief Fund (Proposition 42)	SB 1662 established this fund in the State Treasury for allocation to cities and counties for street or road maintenance and reconstruction. Allocation of funds is based on population. Continued eligibility is subject to amount Maintenance of Effort (MOE), the annual minimum spending from general funds for street or road purposes established during fiscal years 1996/97, 1997/98 and 1998/99.	Yes	Funds must be expended for maintenance or reconstruction of public streets and roads within the city's road system. It may include related engineering, administration and inspection costs. It may also be used for storm damage repair or drainage improvements to prevent future flooding, provided such costs are ineligible for emergency fundins.
2611	Prop 1B Local Streets & Roads Fund	City's share of State bonds to fund State and local transportation.	Yes	Funds are used for improvements and repairs to State highways, streets and road.
2612	Prop 1B Safety and Security Fund	City's share of State bonds to enhance safety and security of transportation systems.	Yes	Funds are used to improve seismic safety of bridges, antiterrorism security, and expand public transist
2620	Engineering/Public Works Fund	Engineering services fees from issuance of encroachment permits, plan checks, improvement inspections and other miscellaneous items.	Yes	Engineering and Public Works related type of expenditures.
2701	CDBG Entitlement Fund	Funds are allocated to the City by the Federal Housing and Urban Development Department through the County of Ventura.	Yes	Funds are used to benefit low to moderate income persons or areas, eliminate slums or blighted areas.
2710	2003 Southern California Fires Fund	FEMA & State OES reimbursements for emergency expenditures related to the 2003 Southern California fires.	Yes	Funds are used for eligible costs for debris removal, emergency protective and hazard mitigation measures related to the 2003 Southern California Fires.
2711	2006 Shekell Fire Fund	FEMA & State OES reimbursements for emergency expenditures related to the 2006 Shekell fire.	Yes	Funds are used for eligible costs for debris removal, emergency protective and hazard mitigation measures related to the 2006 Shekell Fire.
2715	2005 Rain Storm Fund	FEMA reimbursements for emergency expenditures related to the 2005 Rain Storm.	Yes	Funds are used for emergency expenditures related to the 2005 Rain Storm.
2800	Endowment Fund	Development fee paid by a developer as a condition of the issuance of a building permit for each residential or institutional use within the boundaries of the specific plan.	No	The development fee may be expended by the City in its sole and unfettered discretion.
2901	MRA Low/Mod Income Housing Fund	This fund accounts for the MRA requirements to set aside 20% of available tax increment collected from the Ventura County Tax Roll.	Yes	Funds are used for the benefit of providing low and moderate income housing to residents of Moorpark.
2902	MRA Operating Fund	Property tax increment collected by Ventura County Tax Collector, rents for properties, theater tickets sales and other miscellaneous revenues.	Yes	Funds are used for economic development purposes and other MRA objectives.
2904	MRA 2001 Tax Allocation Bond (TAB) Proceeds	Proceeds of revenue bond issued in 2001.	Yes	To provide funding for public facilities and improvements in downtown Moorpark.
2905	MRA 2006 Tax Allocation Bond (TAB) Proceeds	Proceeds of revenue bond issued in 2006.	Yes	To provide funding for public improvements in the MRA Project Area.

CITY OF MOORPARK

FUND DEFINITIONS AND AUTHORIZED USES

Fund No.	Revenue Fund Title	Definition of Types of Monies Included	Restricted	Authorized Uses
3900-3903	MRA Area 1 - Debt Service (3900) 1999 MRA TAB Debt Service (3901) 2001 MRA TAB Debt Service (3902) 2006 MRA TAB Debt Service (3903)	Property tax increments collected by the Ventura County Tax Collector	Yes	Funds are used for principal and interest payments on the issued bonds.
4000	Capital Projects Fund	Annual property tax increment allocation due to Ventura County Community College from the Redevelopment Agency to the City beginning with revenues received in fiscal year 2006/07 through and including fiscal year 2024/25. (Per settlement agreement dated May 1, ,2008)	Yes	Funds shall be spent exclusively on the construction of roadway/traffic of improvements at 118 Fwy at Collins Drive (Improvements 1 & 2) and Collins Drive at University Avenue (Improvement #3).
4001	City Hall Improvement Fund	Funds come from developers through various special agreements.	Yes	Funds are used for the purpose of building a new Civic Center Complex.
4002	Police Facilities Fund	A percentage of Building and Safety permits for the construction of police facilities within the City to provide for the increased demand for police services as a result of additional development.	Yes	To provide funding for the construction of the Police Services Facility.
4003	Equipment Replacement Fund	Funds are transferred from the General Fund for the acquisition of the City-owned equipment and vehicles.	Yes	Funds are used to finance and account for the acquisition/replacement of equipment and vehicles.
4004	Special Projects Fund	Annual transfer of excess General Fund monies over $3M of unreserved fund balance per adopted Resolution No. 2008-2725, which established the General Fund Reserve Policy on June 18, 2008.	Yes	Earmarked for approved new infrastructure projects or any other municipal purpose determined by 3 or more affirmative votes of the City Council.
4010	Moorpark Highlands Improvement Fund	Initial capital project contribution from property owners	Yes	Funds used for the building of infrastructure in the Moorpark Highlands.
5000	See description for Fund 2601-3			
5001	Solid Waste AB939 Fund	Funded by AB 939 fees collected from users, Used Oil Grants, Household Hazardous Waste Grants, Waste Prevention Grants and Department of Conservation Beverage and Litter Reduction Grants.	Yes	Funds are used on programs that promotes resource reduction, recycling, compositing, and proper disposal of household hazardous waste.
6000	Fiduciary Fund - General Deposits Fund	General deposits held as trust accounts.	Yes	Funds are only available for projects/events that relate to the purpose of each trust deposit.
6001-6999	Community Development Project Deposits Fund	Project deposits collected by the Community Development department.	Yes	Provide funding for Planning staff time, legal fees, and other related project expenses. Any excess funds in a deposit account are returned to the depositor.
8000	City Long Term Debt Fund	Employee compensated absences and other accrued payroll payable.	N/A	Used to account for unmatured long-term indebtedness of the governmental fund types.
8900	MRA Long Term Debt Fund	1999, 2001 and 2006 bonds payable	N/A	Used to account for unmatured long-term indebtedness of the governmental fund types.
9005	Mission Bell Bond Fund	Pass through tax proceeds from Ventura County	Yes	Used to pay debt service
9010	CFD 97-1 Bond Fund	Pass through tax proceeds from Ventura County	Yes	Used to pay debt service
9015	Moorpark Highlands 04-1 Bond Fund	Pass through tax proceeds from Ventura County	Yes	Used to pay debt service
9100	RDA Obligation Retirement Fund	Property tax increment apportioned from the County of Ventura Redevelopment Property Tax Trust Fund	Yes	Used to pay SARA enforceable obligations
9101	RDA-SA Economic Development Fund	Previously 2902 (MRA Operating Fund) Property tax increment apportioned from the Redevelopment Property Tax Fund	Yes	Used to wind down all economic development projects and obligations except for bond debt service
9102	RDA-SA Housing Fund	Accounts for all unencumbered funds of the old 2901 (MRA Low/Moderate Housing Fund)	Yes	Used to wind down all economic development projects and obligations except for bond debt service
9103	RDA-SA 2001 Tax Allocation Bond (TAB) Proceeds	Previously Fund 2904 Proceeds of revenue bond issued in 2001	Yes	To provide funding for public facilities and improvements in downtown Moorpark.
9104	RDA-SA 2006 Tax Allocation Bond (TAB) Proceeds	Previously Fund 2905 Proceeds of revenue bond issued in 2006	Yes	To provide funding for public improvements in the MRA Project Area.
9105-9107	RDA-SA 1999 MRA TAB Debt Service (9105) RDA-SA 2001 MRA TAB Debt Service (9106) RDA-SA 2006 MRA TAB Debt Service (9107)	Previously 3900-3903 Property tax increments apportioned from the Redevelopment Property Tax Fund	Yes	Funds are used for principal and interest payments on the issued bonds.

CITY OF MOORPARK
BUDGET GLOSSARY

ACCOUNT - Financial reporting unit for budget, management, or accounting purposes.

ACCOUNTS PAYABLE - Amounts owed to others for goods and services rendered.

ACCRUAL BASIS - Method of accounting under which revenues and expenditures are recorded when they occur, regardless of the timing of related cash flows; expenditures are recorded at the time liabilities are incurred and revenues are recorded when earned.

AD VALOREM – Tax based on the value of real estate.

ALLOCATION - Component of an appropriation earmarking expenditures for a specific purpose and/or level of organization.

AMORTIZATION - Payment of a debt at regular intervals over a specific period of time.

APPROPRIATION - Specific amount of money authorized by the City Council for the expenditure of a designated amount of public funds for a specific purpose.

APPROPRIATIONS LIMIT - Article XIIIB, of the California Constitution, was amended by Proposition 4, "The Gann Initiative," in 1979. This Article limits growth in government spending to changes in population and inflation, by multiplying the limit for the prior year, by the percentage change in the cost of living (or per capita personal income, whichever is lower); then multiplying the figure resulting from the first step, by the percentage change in population. The base year limit (FY 1978-79) amount consists of all tax proceeds appropriated in that year. The Appropriations Limit calculation worksheet can be found in the Appendix of the budget.

ASSET - Resources owned or held by a government with a monetary value.

ASSESSED VALUATION - Value assigned to real property (land and buildings) and tangible personal property (moveable property) by the County Assessors Office for use as a basis in levying property taxes.

AUDIT - Prepared by an independent certified public accountant (CPA), the primary objective of an audit is to determine if the City's Financial Statements present fairly the City's financial position and results of operations in conformity with generally accepted accounting principles.

BALANCED BUDGET - Budget in which planned expenditures do not exceed planned funds available.

BEGINNING FUND BALANCE - Fund balance available in a fund from the end of the prior year, for use in the following year.

BOND – Debt instrument issued for a period of more than one year with the purpose of raising capital by borrowing, with a promise to repay the principal along with interest on a specified maturity date.

BONDED INDEBTEDNESS - Outstanding debt issues of bonds repaid by ad valorem or other revenue.

BUDGET - Financial plan that identifies revenues, types and levels of services to be provided, and the amount of funds which can be spent.

BUDGET CALENDAR - Schedule of key dates which a government follows in the preparation and adoption of the budget.

BUDGET DEFICIT - Amount by which the government's budget outlays exceed its budget receipts for a given period, usually a fiscal year.

BUDGET MESSAGE - General outline of the budget including comments regarding the City's financial status at the time of the message, and recommendations regarding the financial policies for the coming period.

BUDGET OBJECTIVE - Specific, measurable and observable result of an organization's activity which advances the organization toward its goal, to be accomplished within the fiscal year.

BUDGET POLICIES - General and specific guidelines adopted by the Council that govern budget preparation and administration.

CAPITAL IMPROVEMENT PROGRAM (CIP) - Multi-year financial plan to provide for the maintenance or replacement of infrastructure, existing public facilities and for the construction or acquisition of new ones.

CAPITAL OUTLAY - Equipment (fixed assets) with a useful life of more than one year, such as computer terminals, and office furniture, which are part of the operating budget.

CONTINGENCY - Budgeted reserve set aside for unanticipated expenditures. Council authorization is required to transfer the necessary amount to the appropriate expenditure account.

DEBT SERVICE - Annual principal and interest payments owed on money the City has borrowed.

DEPARTMENT - Highest organizational unit which is responsible for managing divisions within a functional area.

DIVISION – Organizational unit that provides a specific service within a department.

ENTERPRISE FUNDS - Funds established to account for the total costs of those governmental facilities and services that are operated in a manner similar to private enterprise. These programs are entirely, or predominately, self-supporting.

EXPENDITURE - Decrease in net financial resources that represent the actual payment for goods and services or the accrual thereof.

EXPENSE - Charges incurred (whether paid immediately or unpaid) for operations, maintenance, interest or other charges.

FIDUCIARY FUNDS - Trust and Agency Funds.

FISCAL YEAR - Beginning and ending period for recording City financial transactions, specifically July 1 to June 30.

FIXED ASSETS - Assets of long-term character which are intended to be held or used for more than one fiscal year including land, buildings, machinery and furniture.

FULL-TIME EQUIVALENT (FTE) - Number of positions calculated on the basis that one FTE equates to a 40-hour work week for twelve months. For example, two part-time positions working 20 hours for twelve months also equals one FTE.

FUND - Accounting entity that records all financial transactions for specific activities or government functions. The four generic fund types used by the City are: General Fund, Special Revenue, Capital Projects, and Internal Service.

FUND BALANCE - Difference between the assets and liabilities for a particular fund.

GENERAL FUND - Primary operating fund of a City. All revenues that are not allocated by law or contractual agreement to a specific fund are accounted for in the General Fund.

GENERAL OBLIGATION BONDS - Bonds where the City pledges its full faith and credit to the repayment of the bonds, and are secured by the General Fund of the City.

GRANT FUNDS - Monies received from another government entity such as the State or Federal Government, usually restricted to a specific purpose.

GOAL - Long-term, attainable target for an organization - its vision for the future.

GOVERNMENTAL FUNDS - General, Special Revenue, Debt Service, and Capital Projects funds.

INFRASTRUCTURE - Substructure or underlying foundation on which the continuance or growth of a community depend; such as streets, roads, transportation systems, etc.

LINE-ITEM BUDGET - Budget that lists detailed expenditure categories (salary, materials, telephone service, travel, etc.) separately, along with the amount budgeted for each specified category.

MODIFIED ACCRUAL - Basis of accounting used by the City, whereby revenues are recognized when susceptible to accrual (i.e., when they become both measurable and available) and expenditures are recorded when the related fund liability is incurred.

MUNICIPAL CODE - Collection of City Council approved ordinances currently in effect. The Municipal Code defines City policy in various categories (i.e. building regulations, planning and zoning regulations, sanitation and health standards, and traffic regulations).

OPERATING BUDGET - Portion of the budget that pertains to daily operations providing basic governmental services.

OPERATING COSTS - Supplies and other materials used in the normal operation of City departments including books, maintenance materials and contractual services.

ORDINANCE - Formal legislative enactment by the City Council. An ordinance has the full force and effect of law within the City boundaries, unless it is in conflict with any higher form of law, such as a State statute or constitutional provision. An ordinance has a higher legal standing than a resolution.

PERSONNEL COSTS - Salaries and benefits paid to City employees including insurance and retirement.

PROPOSITION 4/GANN INITIATIVE LIMIT - The City is required, under Article XIII.B of the State Constitution to limit appropriations from the proceeds of taxes. The annual appropriation limit is based on data received from the State, including various growth measures such as population, CPI, and non-residential construction changes.

RESERVE - Account used to indicate a portion of fund balance that is legally restricted for a specific purpose and is, therefore, not available for general appropriation.

RESOLUTION - Order of a legislative body requiring less formality than an ordinance.

RESOURCES - Amounts available for appropriation including estimated revenues, beginning fund balances and beginning appropriated reserves.

REVENUE - Income received through such sources as taxes, fines, fees, grants or service charges which can be used to finance operations or capital assets.

RISK MANAGEMENT - Organized attempt to protect an organization's assets against accidental loss in the most cost-effective manner.

SPECIAL REVENUE FUNDS - Funds used to account for the proceeds from specific revenue sources (other than trusts or major capital projects) that are legally restricted to expenditures for specific purposes.

SUBVENTION - Revenues collected by the State and allocated to the City on a formula basis including motor vehicle in-lieu and gasoline taxes.

SUCCESSOR AGENCY – newly created agency to replace the Redevelopment Agency.

SUPPLIES & SERVICES - This budget category accounts for all non-personnel and non-capital expenses. Such expenditures include building maintenance, contract services, equipment maintenance, office supplies, and utility costs.

TRANSFERS - All inter-fund transactions except loans or advances, quasi-external transactions and reimbursements.

TRUST & AGENCY FUNDS - Classification of funds which temporarily hold cash for other agencies or legal entities.

AAA	Area Agency on Aging
AAC	Active Adult Center
AB	State Assembly Bill
ACA	American Camping Association
ACM	Assistant City Manager
AD	Assessment District
ADA	Americans with Disabilities Act
ADJ	Adjustment
AED	Automated External Defibrillator
ACCT	Accountant
AHA	Area Housing Authority (County of Ventura)
AICP	American Institute of Certified Planners
ALLOC	Allocation
AOC	Area of Contribution
APA	American Planning Association
APCD	Air Pollution Control District (Ventura County)
APTA	American Public Transportation Association
APWA	American Public Works Association
ARAM	Asphalt Rubber Aggregate Membrane
ARCH	Architect
ARRA	American Recovery and Reinvestment Act
ART	Article
ASCAP	American Society of Composers, Authors & Publishers
ASCE	American Society of Civil Engineers
AV	Assessed Valuation
AVCP	Arroyo Vista Community Park
AVRC	Arroyo Vista Recreation Center
AE	Assistant Engineer
B&S	Building and Safety

BFM	Budget & Finance Manager
BICEPP	Business & Industry Council for Emergency Planning and Preparedness
BLDG	see B&S
BMP	Best Management Practices
BNY	Bank of New York
BR	Business Registration
BTA	Bicycle Transportation Account
CA	California
CAA	Charles Abbott Associates
CACEO	California Association of Code Enforcement Officers
CAFR	Comprehensive Annual Financial Report
CALACT	California Association for Coordinated Transportation
CALBO	California Building Officials
CALFEST	California Festival and Events Association
CALPERS	See PERS
CAPIO	California Association of Public Information Officials
CASQA	California Stormwater Quality Association
CASSC	California Association of Senior Service Centers
CC	City Council
CCAC	City Clerk's Association of California
CCO	Code Compliance Officer
CCRL	California Community Redevelopment Law
CDBG	Community Development Block Grant
CDD	Community Development Department
CDPD	Computer Digital Packet Display
CE/PWD	City Engineer/Public Works Director
CERBT	California Employer Retiree Benefit Trust
CERT	Community Emergency Response Team
CFCIA	California Financial Crimes Investigators Association

CFD	Community Facilities District
CHP	California Highway Patrol
CIP	Capital Improvement Project
CIPMA-HR	Channel Islands Public Management Association-Human Resources
CIWMP	County Integrated Waste Management Plan
CJPIA	California Joint Powers Insurance Authority
CM	City Manager
CMAQ	Congestion Mitigation and Air Quality Improvement Program
CMTA	California Municipal Treasurer's Association
CNG	Compressed Natural Gas
COM DEV	see CDD
CONF	Conference
CPI	Consumer Price Index
CPR	Cardiopulmonary Resuscitation
CPRS	California Parks and Recreation Society
CRA	California Redevelopment Association
CRRA	California Resource Recovery Association
CSMFO	California Society of Municipal Finance Officers
CSO	Community Services Officer
CSUCI	California State University at Channel Islands
CSTI	California Specialized Training Institute
CT	Court
CTR	Center (Community)
DCM	Deputy City Manager
DFIRM	Digital Flood Insurance Rate Maps
DSL	Digital Subscriber Line
EDC-VC	Economic Development Commission - Ventura County
EDD	Employment Development Department, State of California
EIR	Environmental Impact Report

EMPG-EMGC	Emergency Management Performance Grant-Enterprise Manager Grid Control
ENG	Engineer/Engineering
EOC	Emergency Operations Center
EQUIP	Equipment
ERAF	Educational Revenue Augmentation Fund
EXEC SEC	Executive Secretary
FD	Finance Director
FEMA	Federal Emergency Management Agency
FT	Full Time or Facilities Technician
FTA	Federal Transit Administration
FTE	Full Time Equivalent
FSA	Flexible Spending Account
FY	Fiscal Year
GASB	Government Accounting Standards Board
GC	Government Code (State of California)
GF	General Fund
GFOA	Government Finance Officers Association
GIS	Geographic Information System
HDL	Hinderliter de Llamas and Associates
HHW	Household Hazardous Waste
HIP	High Intensity Prismatic
HLTH	Health
HR	Human Resources
HSAC	High Street Arts Center
HSIP	Highway Safety Improvement Program
HSRO	High School Resource Officer
HUT	Highway Users Tax
HVAC	Heating, Ventilation and Air Conditioning
HWY	Highwat

IAEM	International Association of Emergency Managers
IAFC	International Association of Financial Crimes
ICC	International Code Council
IIMC	International Institute of Municipal Clerks
INC	Incorporated
IPMA	International Public Management Association
ISA	International Society of Arborculture
ISTEA	Interstate Transportation Efficiency Act
IT	Information Technology
ITE	Institute of Transportation Engineers
JPIA	Joint Powers Insurance Assocation
L&L	Lighting & Landscaping
LA	Los Angeles Avenue
LAFCO	Local Agency Formation Commission
LAIF	Local Agency Investment Fund
LAN	Local Area Network
LCC	League of California Cities
LLC	Limited Liability Corporation
LMD	Landscape Maintenance Districts
LPMS	Landscape Parks/Maintenance Superintendent
LSSI	Library Systems and Services, LLC
MA	Management Analyst
MAD	Mosquito Abatement District
MAINT	Maintenance
MCC	Mortgage Credit Certificate
MGT	Management
MISAC	Municipal Information Systems Association of California
MISC	Miscellaneous
MMASC	Municipal Management Association of Southern California

MOE	Maintenance of Effort
MOU	Memorandum of Understanding
MPSF	Moorpark Public Services Facility
MPTV	Moorpark Television Channel 10
MRA	Moorpark Redevelopment Agency
MS	Microsoft Office
MTN	Mountain
MUSD	Moorpark Unified School District
MVCAC	Mosquito and Vector Control Association of California
NACA	National Animal Control Association Academy
NFL	Neighborhoods for Learning
NE	North East
NIMS	National Incident Management System
NPDES	National Pollutant Discharge Elimination System
NRPA	National Recreation and Park Association
NSF	Non-sufficient Funds
OCLC	Online Computer Library Center
OMB	Office of Management and Budget (Federal)
OPEB	Other Post Employment Benefits
OSHA	Occupational Safety and Health Administration
PARMA	Public Agency Risk Managers Association
PCA	Pest Control Application
PEG	Public Educational Governmental
PERS	Public Employee Retirement System (California)
PLM	Parks & Landscape Manager
PLN CK	Plan Check
PLS	Parks & Landscape Superintendent
PPO	Preferred Provider Organization
PRCS	Parks, Recreation and Community Services

PRI	Primary Rate Interface
PROP	Proposition
PSC	Police Services Center (City of Moorpark)
PT	Part-Time
PW	Public Works
PWD	Public Works Director
RCHSC	Ruben Castro Human Services Center
RDA	Redevelopment Agency (former)
RDA-SA	Redevelopment Agency-Successor Agency; see SARA
RDA-SARA	
RDM	Redevelopment Manager
REG	Registration
REIMB	Reimburse; Reimbursement
REQD	Required
SAN	Storage Area Network
SA	Successor Agency of the former Redevelopment Agency of the City of Moorpark
SARA	
SB	Senate Bill
SBA	Special Benefit Assessment
SCAG	Southern California Association of Governments
SCAN-NATOA	State of CA & NV Chapter of National Association of Telecommunications Advisors
SCE	Southern California Edison
SCESA	Southern California Emergency Services Association
SCLC	Southern California Library Cooperative
SCMAF	Southern California Municipal Athletic Federation
SCRIA	Southern California Regional Investigators Association
SED	Special Enforcement Detail
SEMS	Standardized Emergency Management System
SERAF	Supplemental Educational Revenue Augmentation Fund
SFE	Single Family Equivalent
SISA	Senior Information Systems Analyst

SLESF	Supplemental Law Enforcement Services Fund (State)
SMA	Senior Management Analyst
SO. CAL	Southern California
SP	Space
SR	State Route
SR CTR	Senior Center
SRO	School Resource Officer
SST	Sheriff Service Technician
ST/LT	Short-Term/Long-Term
STP	Surface Transportation Program (SAFETEA_LU)
STORMCON	Stormwater Conference & Exposition - The North American Surface Water Quality
SVC	Service
TAB	Tax Allocation Bonds
TBD	To be determined
TDA	Transportation Development Act
TEA 21	Transportation Equity Act for the 21st Century
TMDL	Total Maximum Daily Load
TOT	Transient Occupancy Tax
TSM	Traffic Safety Management
TV	Television
TX	Tax
UFI	Urban Futures Inc.
UNSEC	Unsecured (Property Tax)
UUT	Utility Users Tax
UZA	Urbanized Area Formula Program - Federal Transporation Authority Formula Section 5307
VC	Ventura (County of)
VCAAA	Ventura County Area Agency on Aging
VCCF	Ventura County Community Foundation
VCERA	Ventura County Employees Retirement Association

VCOG	Ventura Council of Governments
VCS	Vector/Animal Control Specialist
VCTC	Vector/Animal Control Technician
VCTC	Ventura County Transportation Commission
VCWPD	Ventura County Watershed Protection District
VIP	Volunteer in Policing
VISTA	Ventura Intercity Service Transit Authority
VLF	Vehicle License Fee

CITY OF MOORPARK
FY 2013/14 BUDGET
BASIS OF ASSUMPTIONS SUMMARY
FOR MAJOR REVENUE SOURCES AND EXPENDITURE ESTIMATES

DESCRIPTION	BASIS AND RATIONALE FOR FORECAST/PERCENTAGE INCREASE	SOURCE / COMMENTS
REVENUE		
Sales Tax	Assumed a 3% increase from FY 2012/13	Based on expected economic conditions & State catch-up payment
Vehicle License Fees	Assumed zero dollars in FY 2013/14. $75,000 per year in revenue lost to State	Based on expected economic conditions from the State
Property Tax	Projected 1% increase from prior FY 2012/13	Based on expected economic conditions
Interest Earnings	Income is projected to remain stable in response to stable rates in the market	Finance
Franchise Fees	Projected a 1% increase from FY 2012/13	Finance
Licenses & Permits	Increase estimated at 40% based on projected development (largest increase is from residential building permit)	Community Development
EXPENDITURES		
Employee Merit Increases	5.00%	MOU
COLA	0.00%	MOU: In Process
Longevity Pay	Varies	MOU
PERS Employer Rate	Decrease of 0.524% of pay from 10.806% in FY 2012/13 to 10.282% in FY 2013/14; effective July 1, 2013	CalPERS Actuarial Valuation
Medical	Rate projected to increase by an average of 10% from FY 2012/13	Effective January 1, 2014
Vision/Dental Life/AD&D	Projected to remain the same as FY 2012/13 for Dental, Vision, Life/AD&D effective January 1, 2013	Finance
OPEB	$27,000 annual contribution	Actuarial Study dated June 30, 2010. Zero unfunded liability
Cost Allocation Plan	Overall 4% decrease from FY 2012/13	Based on FY 2011/12 Actuals and updated every two years for applicable funds. Redevelopment abolished.
Worker's Comp Insurance	$81,000 increase compared to FY 2012/13 actuals. Annual premium of $139,081	CJPIA
General Liability Earthquake/Flood Insurance	10% increase compared to FY 2012/13 actuals.	CJPIA